



Lagos State 2025 AOP Analysis

SMoH & Other Health MDAs

Lagos State List of MDAs

1. DHCPRS – Directorate of Healthcare Planning Research & Statistics

- Research & Development
- Digital Health
- Statistics
- PPP+AOP
- Health Financing
- GMO
- NCH + SWAP + Quality
- Planning & Budget
- SCI
- Oxygen

2. LSPHCB – Lagos State Primary Health Care Board

3. Health Districts (1-6)

4. HSC – Health Service Commission

5. LSACA – Lagos State Aids Control Agency

6. HEFAMAA - Health Facilities Monitoring and Accreditation Agency

7. LASHMA - Lagos State Health Management Agency

8. LASCON - Lagos State College of Nursing

9. LSTMB - Lagos State Traditional Medicine Board

10. LASCOHET - Lagos State College of Health Technology

11. LASUTH - Lagos State University Teaching Hospital

12. LASUCOM - Lagos State University College of Medicine

13. Family Health & Nutrition

14. Directorate of Disease Control

- Viral Hepatitis
- Malaria
- Cancer
- Sickle Cell
- TB
- HIV
- Tobacco
- Hypertension & Diabetes

15. Environmental Health

16. LASAMBUS - Lagos State Emergency Medical Ambulance Services Agency

17. Pharmaceutical Services

18. Epidemiology & Bio-Security

19. Nursing (DNS)

20. Staff Health Services

21. DMAT

22. PIU (Project Implementation Unit)

23. Mental Health and Special Project

Lagos State Total Cost of AOP, Sources of Funding and Funding Gap.

Total Cost of AOP

~~₦~~85.23B

Total Government Funding for AOP

~~₦~~35.39B

41.5%

Total Number of AOP Activities

1134

Total Development Partner Fund for AOP

~~₦~~7.22B

8.5%

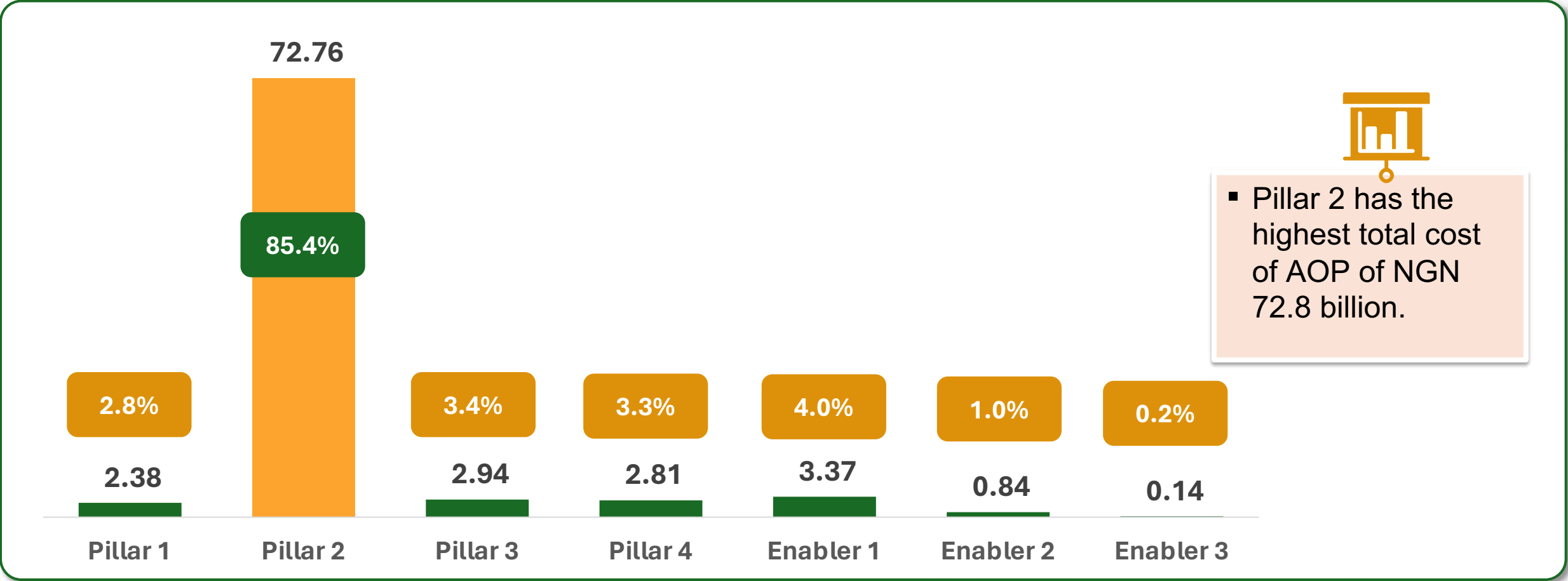
Total AOP Funding Gap

~~₦~~42.63B

50.0%

- The Lagos State Health sector has a total AOP cost of ~~₦~~85.23 Billion with 1134 activities across all the State MDAs of which 41.5% is government commitment.

Lagos State Total Cost of AOP across the 4 Pillars & 3 Enablers (N' Billions)



■ Pillar 2 has the highest total cost of AOP of NGN 72.8 billion.

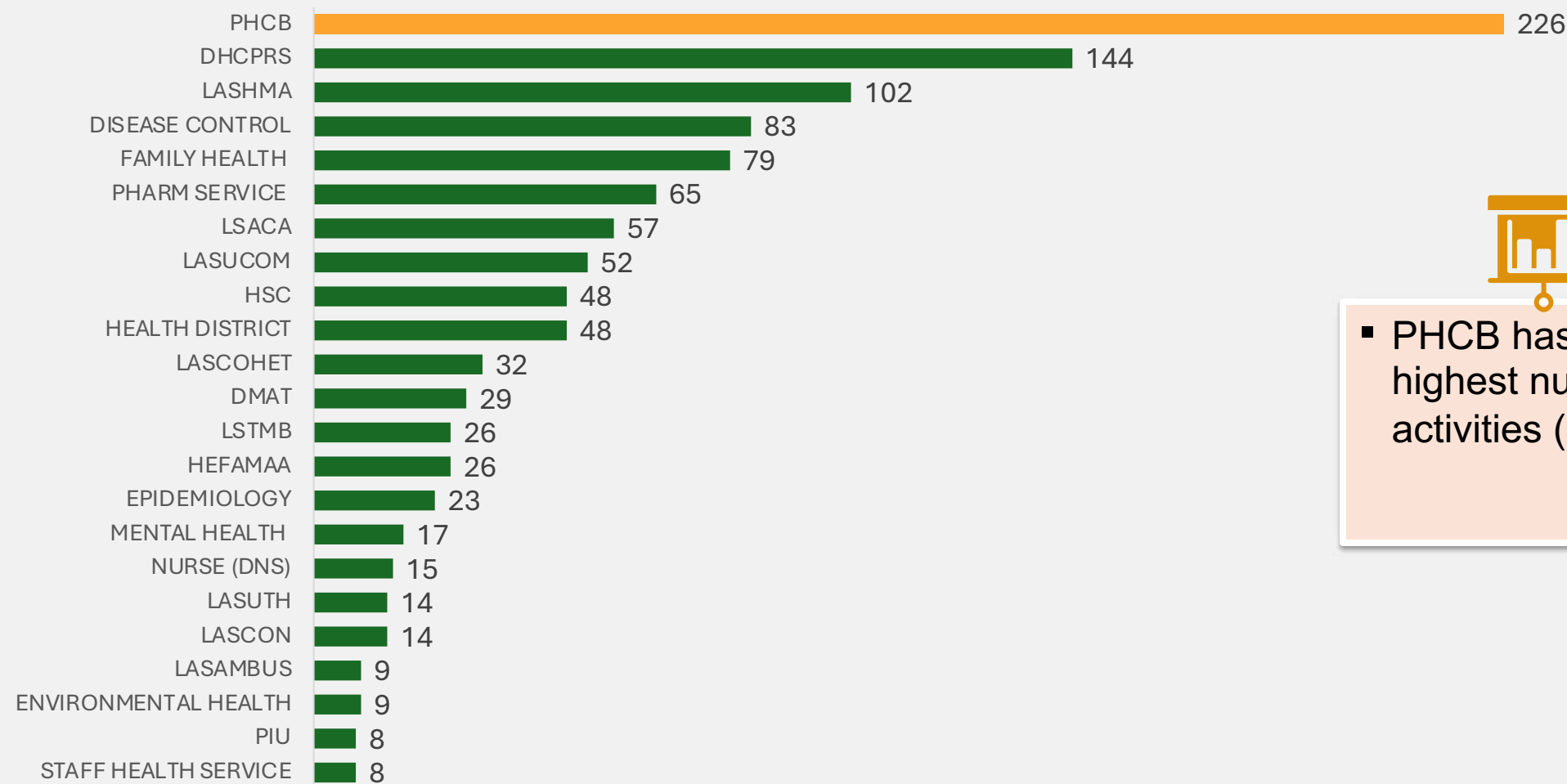
Pillar 1: Effective Governance
Pillar 3: Unlocking Value Chains

Pillar 2: Efficient, Equitable & Quality Health Systems
Pillar 4: Health Security

Enabler 1: Data Digitisation
Enabler 2: Financing
Enabler 3: Culture & Talent

The Health sector AOP for 2025 has a total of 1134 activities across all the MDAs with the PHCB having the highest number of activities

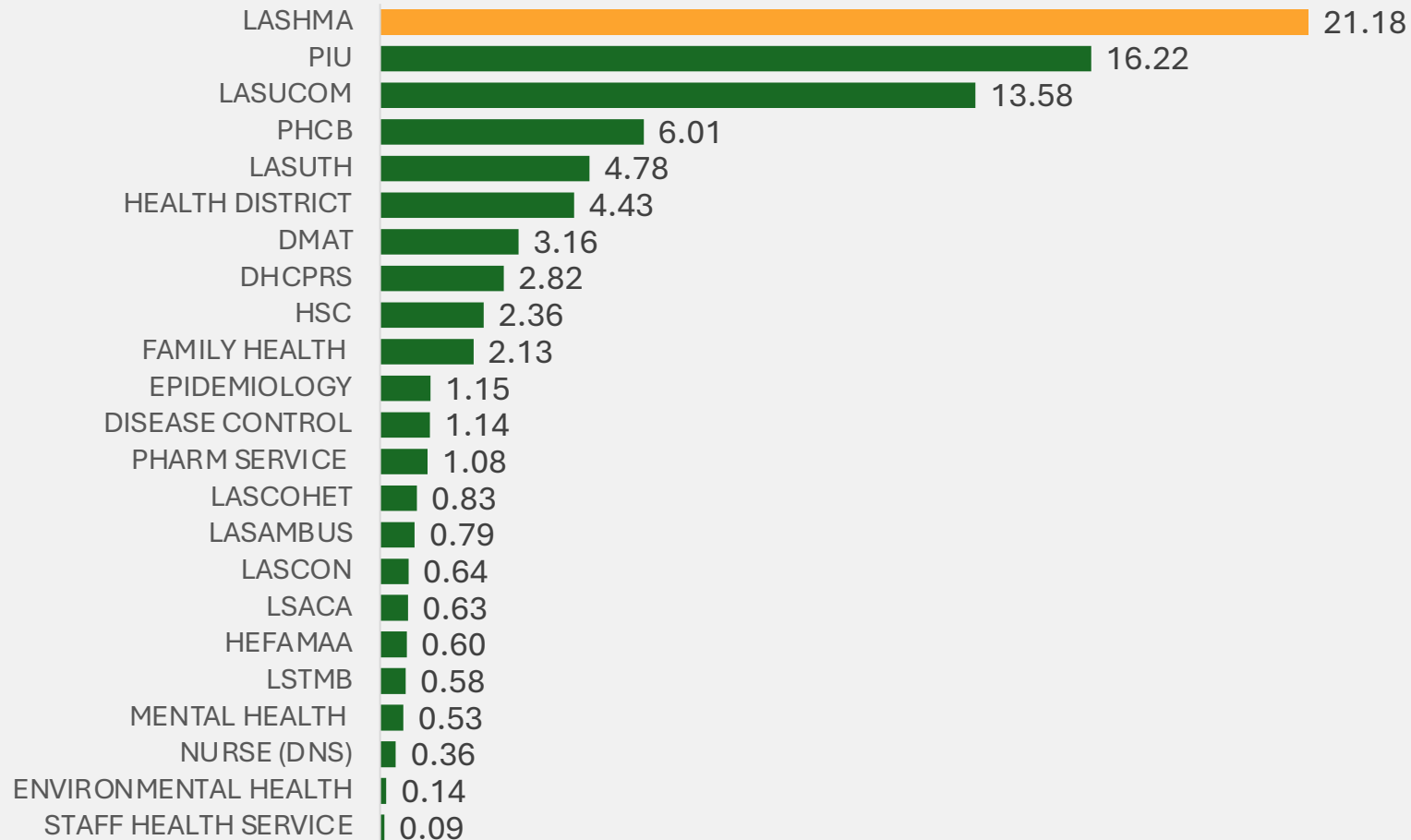
Breakdown of AOP Activities by MDAs



▪ PHCB has the highest number of activities (326).

Lagos State Total Cost of AOP across the MDAs

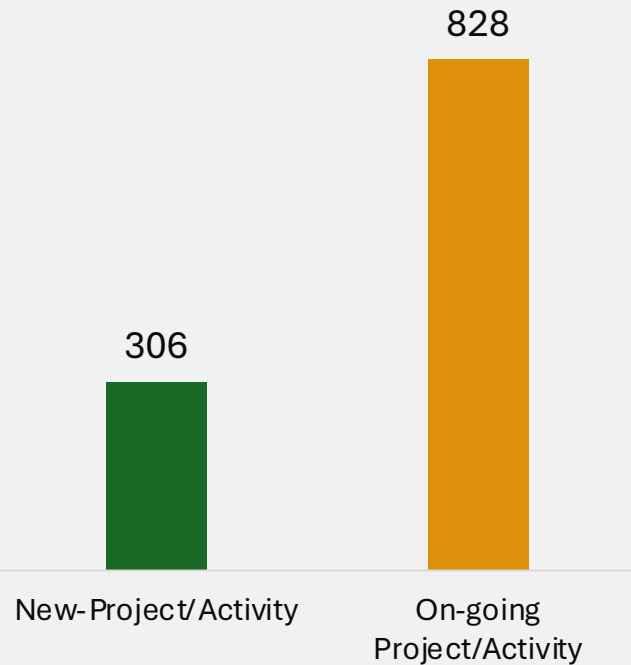
Total Cost of AOP Activities across SMOH and MDAs (N' Billion)



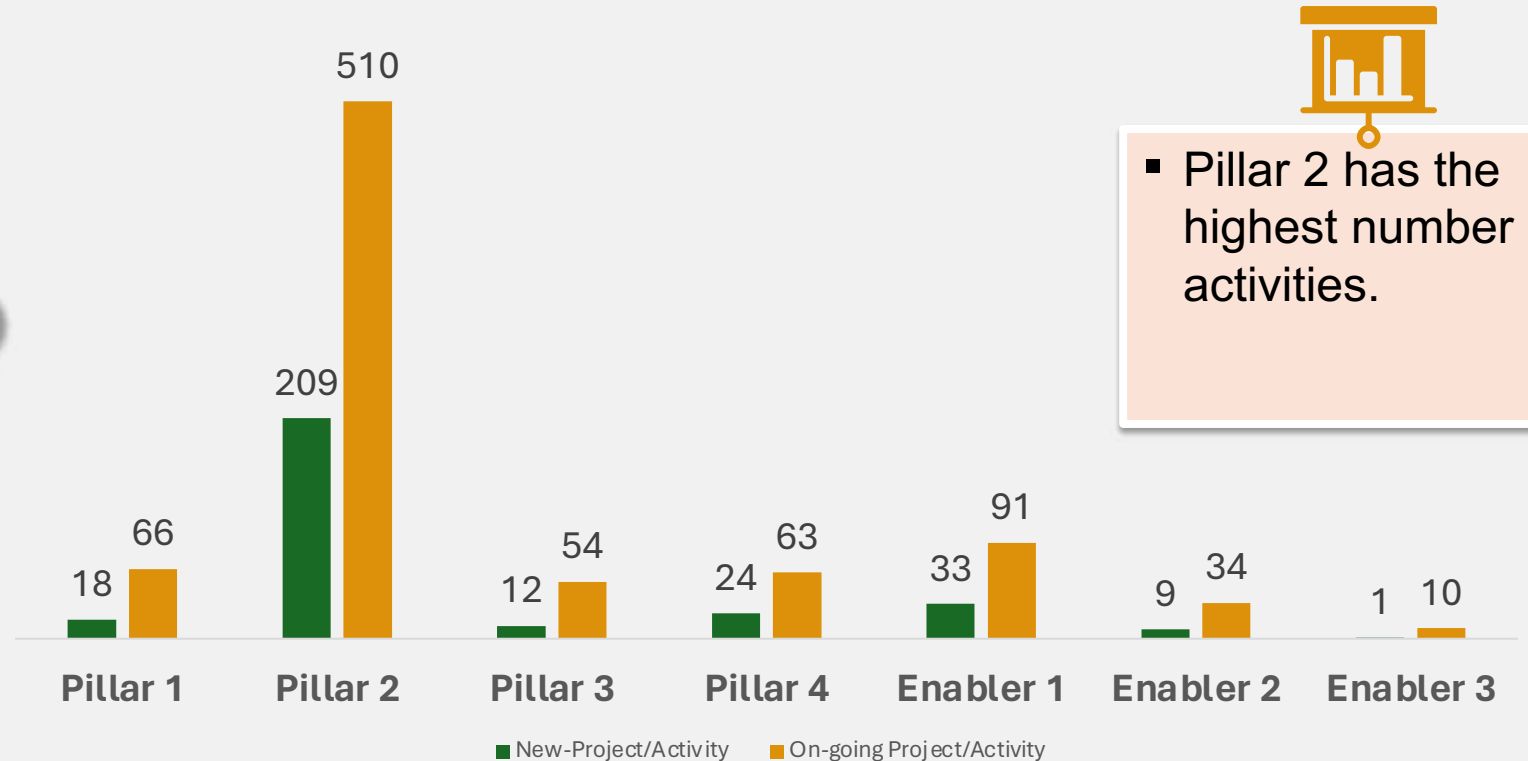
▪ The total cost of the AOP is 85.23 Billion with the LASHMA having the highest total cost of ₦21.18b followed by PIU with ₦16.22b

Lagos State Activities by Status of Implementation

Lagos State Activity by Status of Implementation



Status of Implementation by Pillars and Enablers



- Pillar 2 has the highest number of activities.

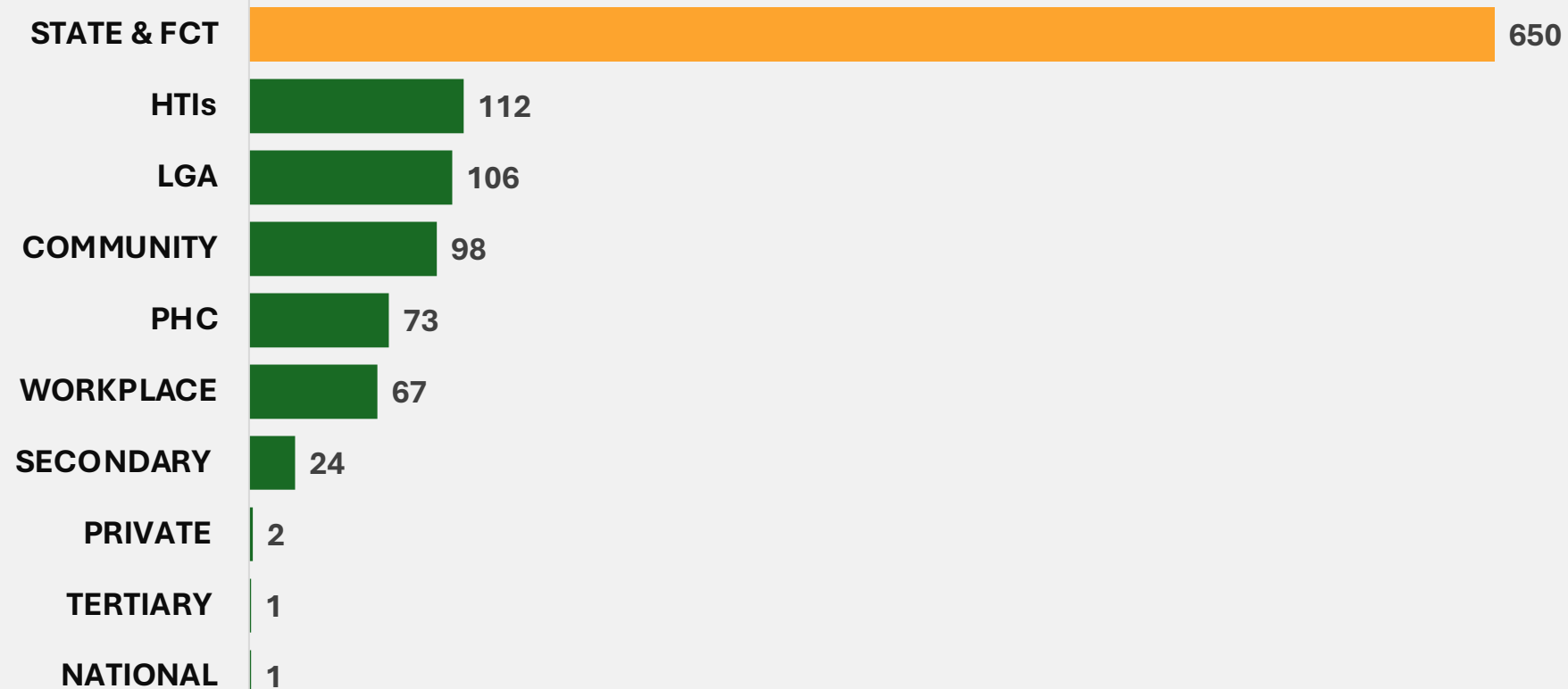
Pillar 1: Effective Governance
Pillar 3: Unlocking Value Chains

Pillar 2: Efficient, Equitable & Quality Health Systems
Pillar 4: Health Security

Enabler 1: Data Digitisation
Enabler 2: Financing
Enabler 3: Culture & Talent

Lagos State Activities by Level of Implementation

AOP Activities by Level of Implementation



- State & FCT has the highest number of activities (650).

Lagos State 2025 AOP: Cost of AOP and Strategic Priority Mapping for DHCPRS



DHCPRS Total Cost of AOP, Sources of Funding and Funding Gap.

Total Cost of AOP

₦2.82B

Total Government Funding for AOP

₦0.54B

23.6%

Total Number of AOP Activities

144

Total Development Partner Fund for AOP

₦1.39B

Total AOP Funding Gap

₦0.89B

76.4%

▪ The Total Lagos State **DHCPRS** AOP for 2025 has a total of ₦2.82 Billion with 144 activities.

Total Cost of Lagos State DHCPRS AOP by Pillars and Enablers

Total Cost of AOP (Pillar 1)

~~₦~~0.25B

8.8%

Total Cost of AOP (Pillar 2)

~~₦~~0.37B

13.3%

Total Cost of AOP (Pillar 3)

~~₦~~ 0.53B

18.7%

Total Cost of AOP (Pillar 4)

~~₦~~0.07B

2.6%

Total Cost of AOP (Enabler 1)

~~₦~~1.18

41.8%

Total Cost of AOP (Enabler 2)

~~₦~~0.36B

12.9%

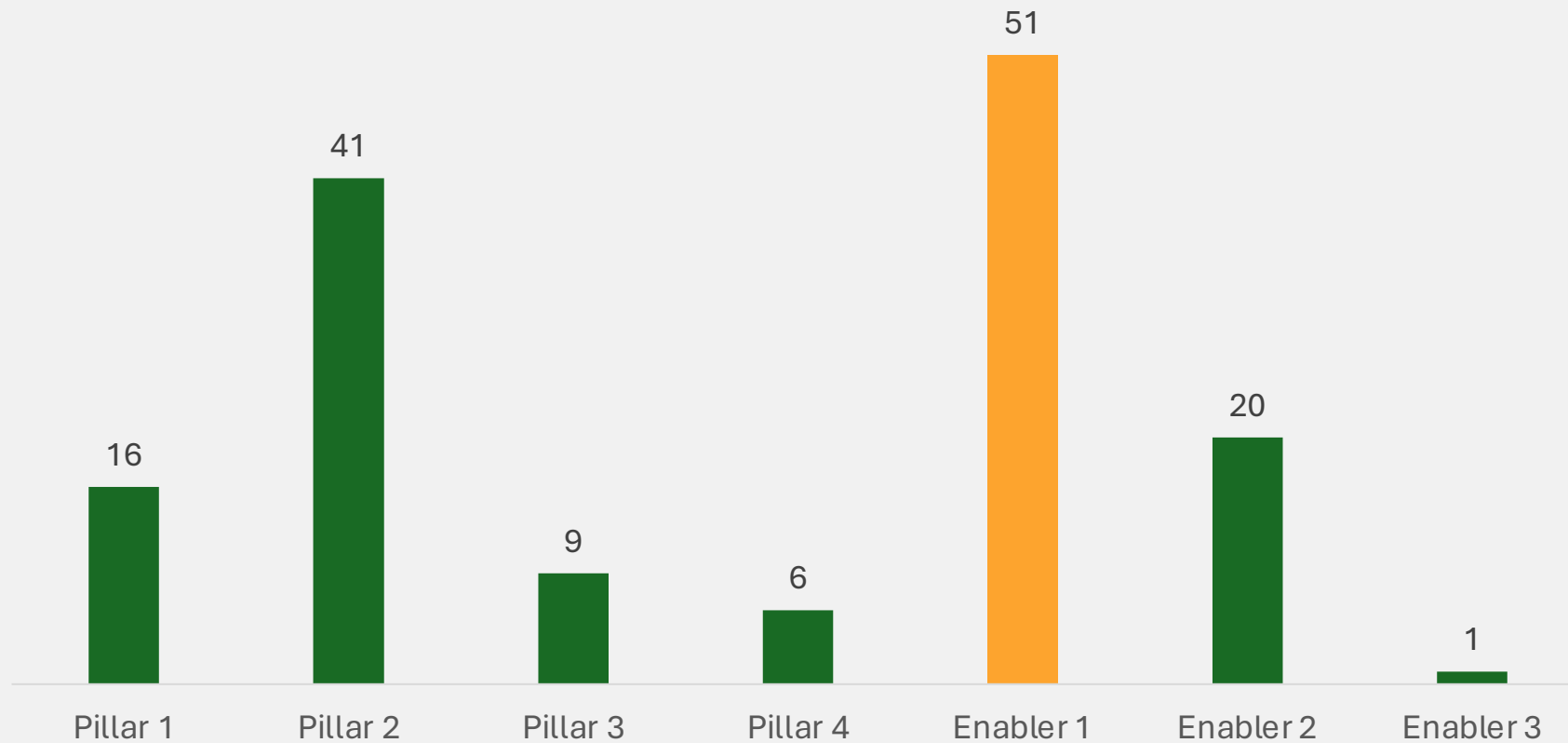
Total Cost of AOP (Enabler 3)

~~₦~~0.06B

2.1%

- The Highest Total Cost of AOP for DHCPRS AOP for 2025 is in Enabler 1 with ~~₦~~1.18b.

Lagos State DHCPRS Activities by Pillars & Enablers



144

Total No. of
DHCPRS AOP
Activities



- Pillar 2 has the highest number of activities (51) for DHCPRS

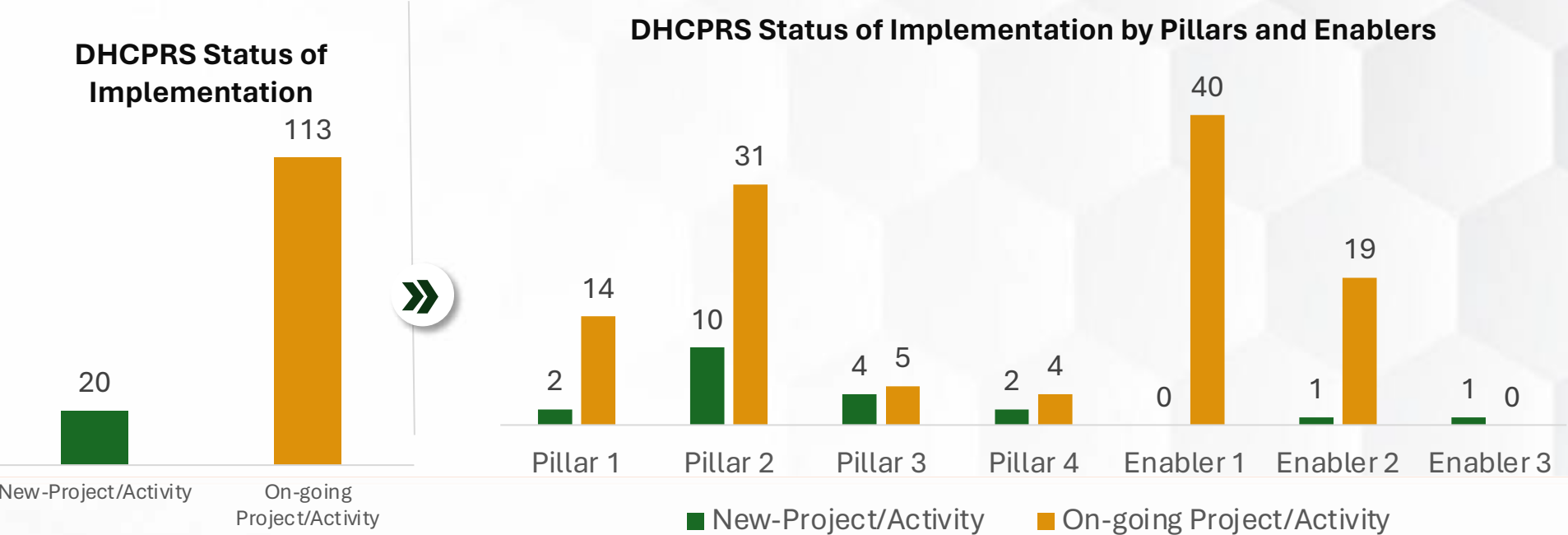
Pillar 1: Effective Governance
Pillar 3: Unlocking Value Chains

Pillar 2: Efficient, Equitable & Quality Health Systems
Pillar 4: Health Security

Enabler 1: Data Digitisation
Enabler 2: Financing

Enabler 3: Culture & Talent

Lagos State DHCPRS 2025 AOP: An Analysis of Priority Interventions



- DHCPRS has more ongoing activities than new activities which suggest that there are more recent project planned for 2025.
- There are more new activities than ongoing in Pillar 2 with the highest number of activities.

	PILLAR 1	PILLAR 2	PILLAR 3	PILLAR 4	ENABLER 1	ENABLER 2	ENABLER 3
Number of Activities	<ul style="list-style-type: none">16 priority Activities	<ul style="list-style-type: none">41 priority Activities	<ul style="list-style-type: none">9 priority Activities	<ul style="list-style-type: none">6 priority Activities	<ul style="list-style-type: none">51 priority Activities	<ul style="list-style-type: none">20 priority Activities	<ul style="list-style-type: none">1 priority Activities
Level of Implementation (State, LGA, Facility, Community)	<ul style="list-style-type: none">14 State Level and 2 PHC	<ul style="list-style-type: none">28 State Level, 8 Secondary , 4 PHC and 1 Private Facility	<ul style="list-style-type: none">9 State Level	<ul style="list-style-type: none">6 State Level	<ul style="list-style-type: none">49 State Level, 1 LGA and 3 Secondary level	<ul style="list-style-type: none">2- State Level	<ul style="list-style-type: none">1 State Level
Status of Implementation	<ul style="list-style-type: none">14 ongoing project2 new project	<ul style="list-style-type: none">31 ongoing projects10 new projects.	<ul style="list-style-type: none">5 ongoing project4 new activities	<ul style="list-style-type: none">4 ongoing project2 new project	<ul style="list-style-type: none">4 ongoing project2 new project	<ul style="list-style-type: none">19 ongoing project1 new project	<ul style="list-style-type: none">1 new project

Lagos State 2025 AOP: Cost of AOP and Strategic Priority Mapping for LSPHCB



LSPHCB Total Cost of AOP, Sources of Funding and Funding Gap.

Total Cost of AOP

~~₦~~6.01B

Total Government Funding for AOP

~~₦~~0.05B

0.9%

Total Number of AOP Activities

226

Total Development Partner Fund for AOP

~~₦~~1.22B

20.4%

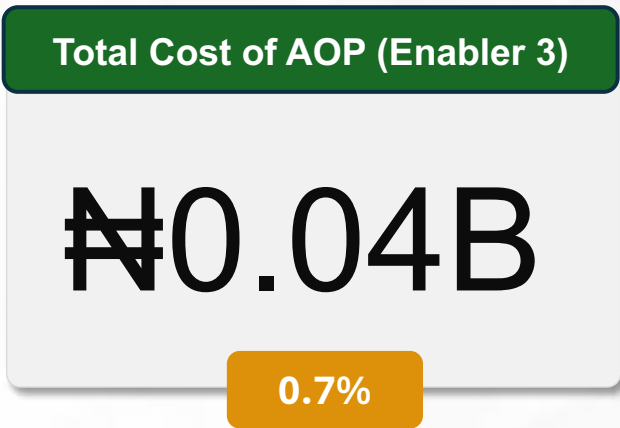
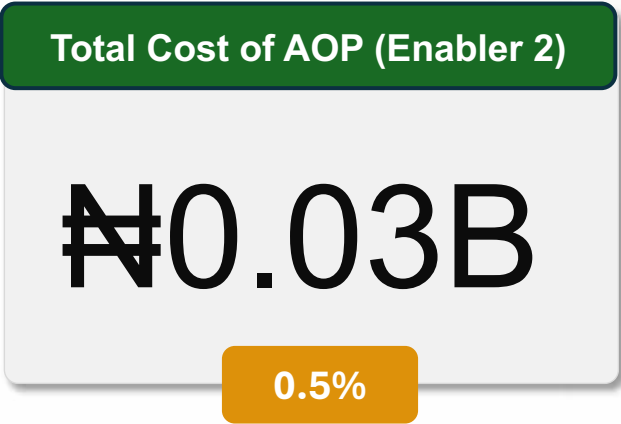
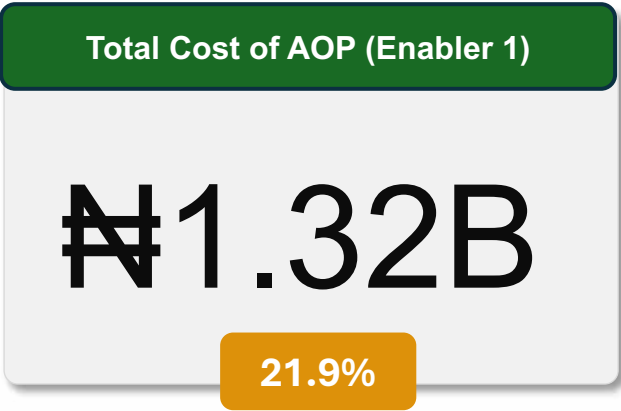
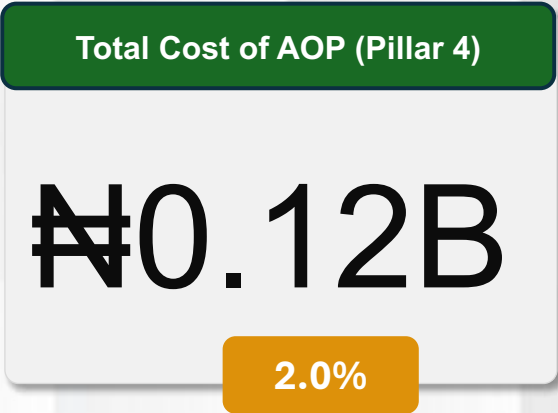
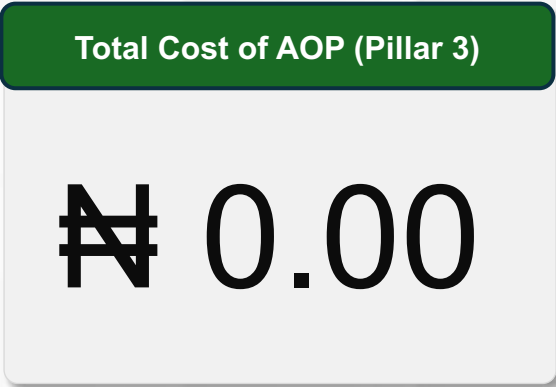
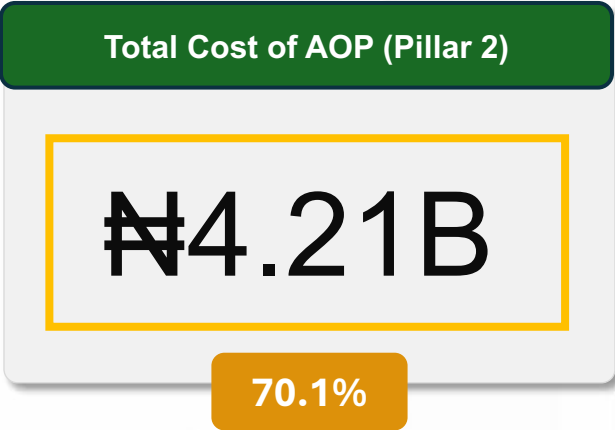
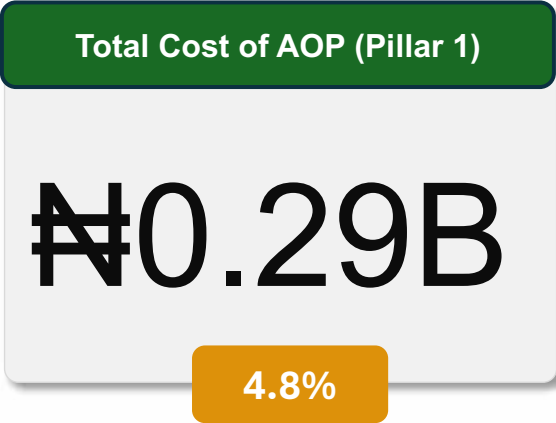
Total AOP Funding Gap

~~₦~~4.73B

78.8%

- The Total Lagos State Primary Health Care Board (LPHCB) AOP for 2025 has a total of ~~₦~~6.01 Billion with 226 activities.

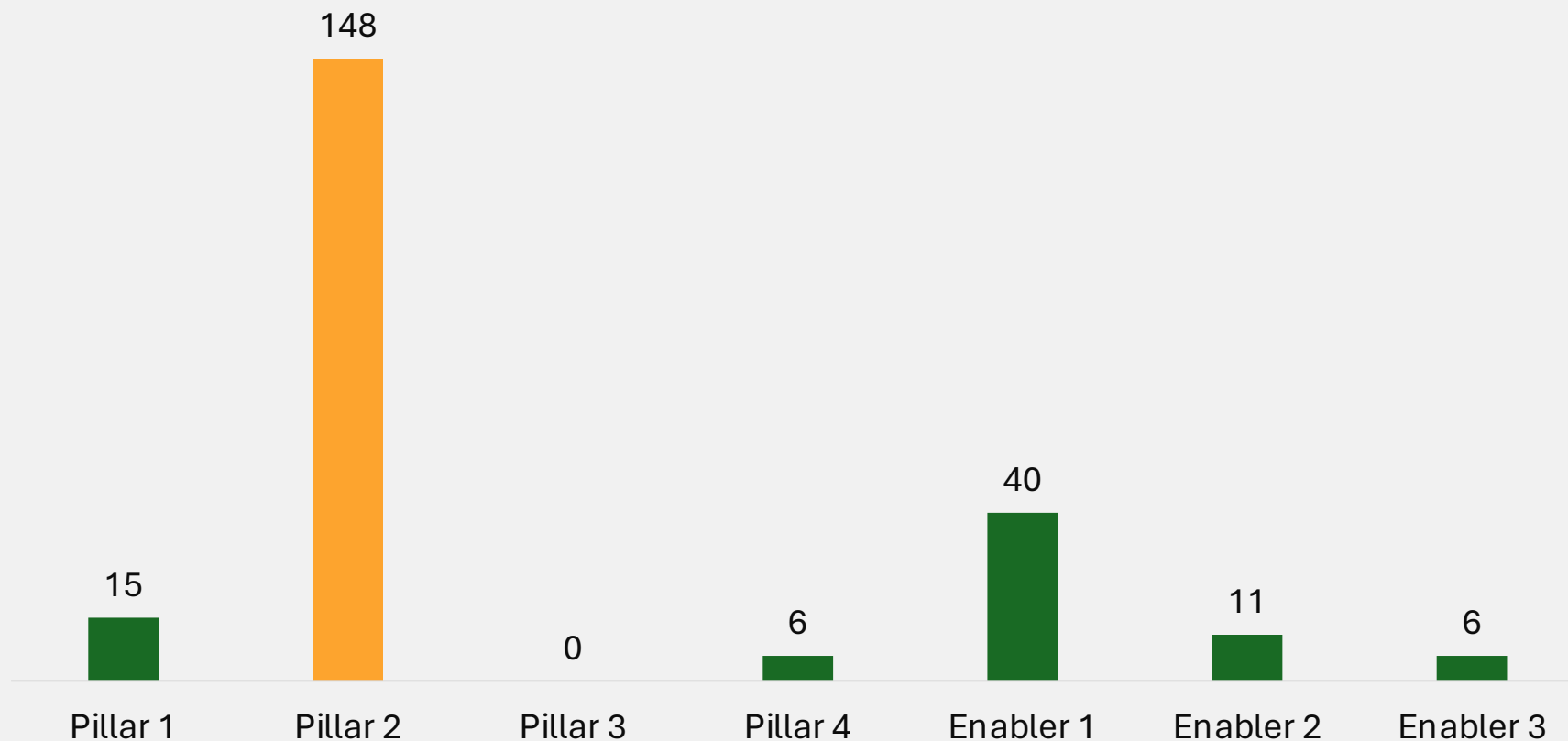
Total Cost of Lagos State LSPHCB AOP by Pillars and Enablers



▪ The Highest Total Cost of AOP for LSPHCB AOP for 2025 is in Pillar 2 with ~~₦~~4.21b.

Lagos State Primary Health Care Board Activities by Pillars & Enablers

TOTAL ACTIVITIES BY PILLARS AND ENABLERS



226

Total No. of
LSPHCB AOP
Activities



- Pillar 2 has the highest number of activities (148) for LSPHCB

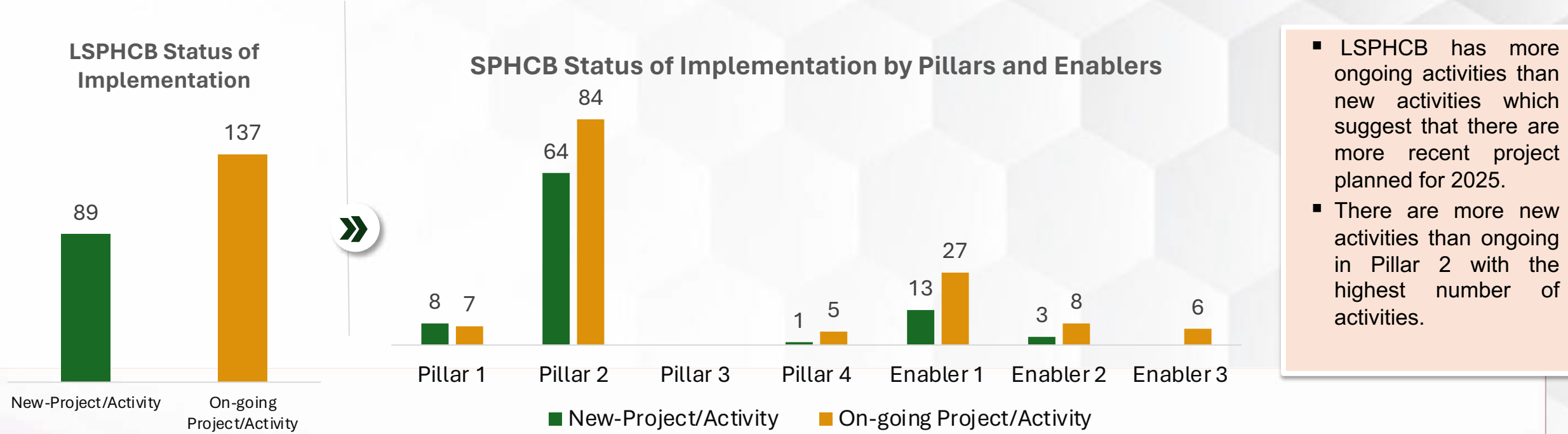
Pillar 1: Effective Governance
Pillar 3: Unlocking Value Chains

Pillar 2: Efficient, Equitable & Quality Health Systems
Pillar 4: Health Security

Enabler 1: Data Digitisation
Enabler 2: Financing

Enabler 3: Culture & Talent

Lagos State LSPHCB 2025 AOP: An Analysis of Priority Interventions



	PILLAR 1	PILLAR 2	PILLAR 3	PILLAR 4	ENABLER 1	ENABLER 2	ENABLER 3
Number of Activities	<ul style="list-style-type: none">15 priority Activities	<ul style="list-style-type: none">148 priority Activities	<div>There are no activities under this pillar</div>	<ul style="list-style-type: none">6 priority Activities	<ul style="list-style-type: none">40 priority Activities	<ul style="list-style-type: none">11 priority Activities	<ul style="list-style-type: none">6 priority Activities
Level of Implementation (State, LGA, Facility, Community)	<ul style="list-style-type: none">11 State Level, 1 LGA, 2 Community Level and 1 PHC	<ul style="list-style-type: none">54 State Level, 24 LGA, 39, 3 Secondary Level and 28 PHC level	<div>There are no activities under this pillar</div>	<ul style="list-style-type: none">2 State Level, 2 LGA and 2 community level	<ul style="list-style-type: none">18 State Level, 10 LGA, 8 Community level and 4 PHC Level	<ul style="list-style-type: none">7 State level, 1 LGA, 1 Workplace and 2 PHC	<ul style="list-style-type: none">2 State level, 1 Community and 3 PHC Level
Status of Implementation	<ul style="list-style-type: none">7 ongoing projects.8 new activities	<ul style="list-style-type: none">15 ongoing projects.19 new activities	<div>There are no activities under this pillar</div>	<ul style="list-style-type: none">5 ongoing projects,1 new activities.	<ul style="list-style-type: none">27 ongoing projects,13 new activities.	<ul style="list-style-type: none">8 ongoing projects,2 new activities.	<ul style="list-style-type: none">6 ongoing projects.

Lagos State 2025 AOP: Cost of AOP and Strategic Priority Mapping for Health District 1-6



Health District Total Cost of AOP, Sources of Funding and Funding Gap.

Total Cost of AOP

~~₦~~4.43B

Total Government Funding for AOP

~~₦~~1.56B

35.2%

Total Number of AOP Activities

48

Total Development Partner Fund for AOP

~~₦~~2.49B

56.2%

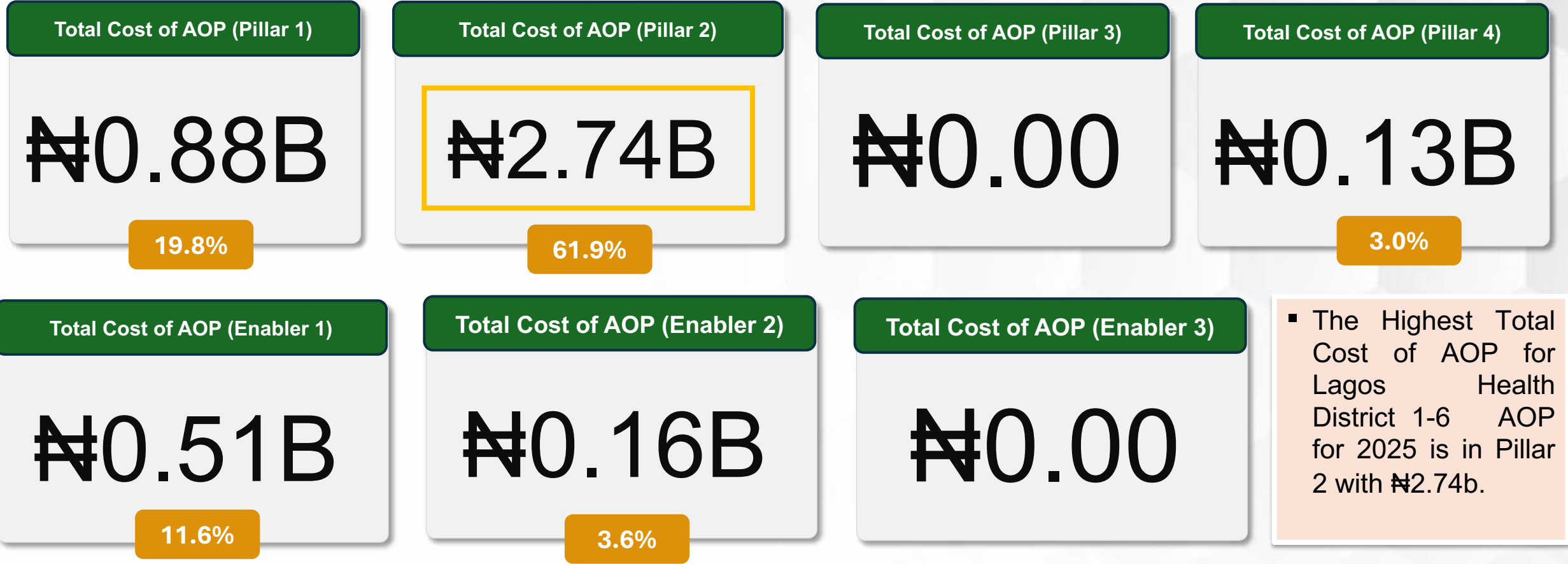
Total AOP Funding Gap

~~₦~~0.38B

8.6%

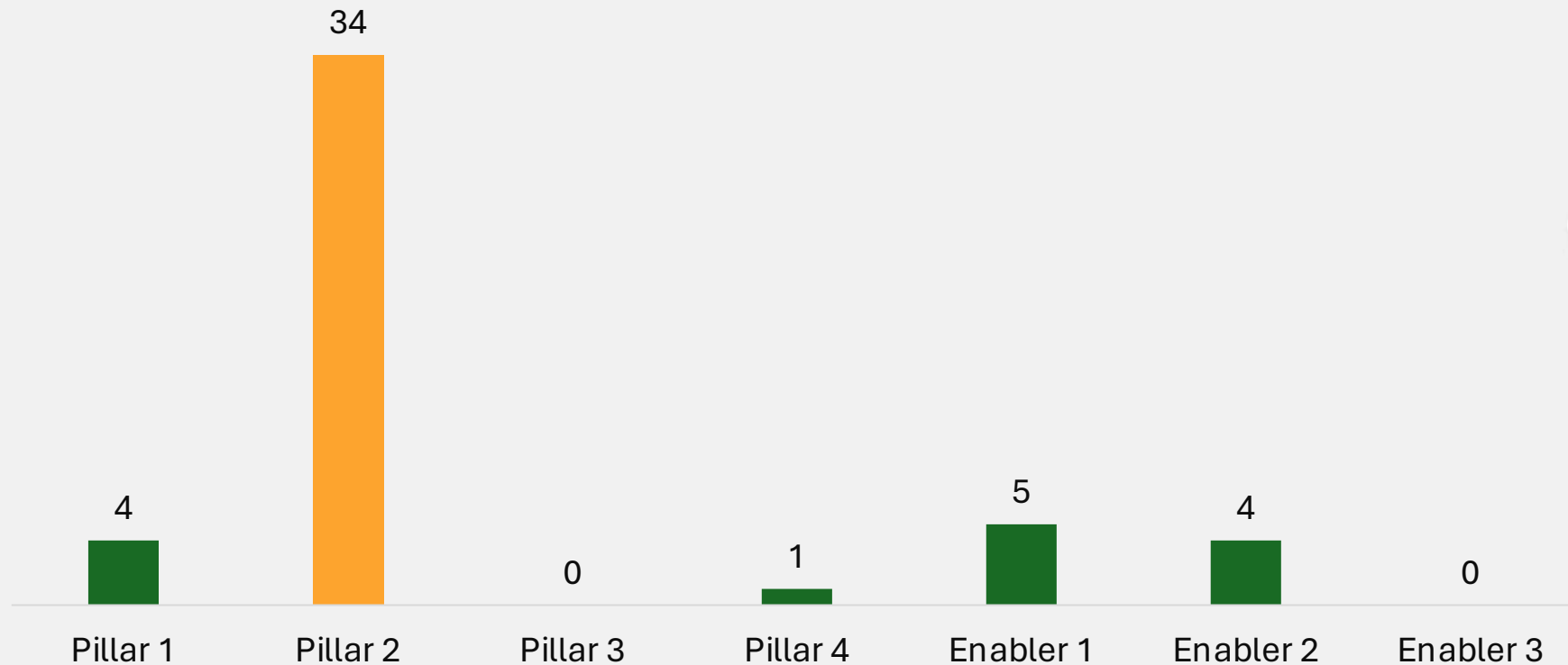
- The Total Health District 1-6 AOP for 2025 has a total of ~~₦~~4.43 Billion with 48 activities.

Total Cost of Lagos State Health District AOP by Pillars and Enablers



Lagos State Health District Activities by Pillars & Enablers

Activities by Pillars and Enablers



48

Total No. of
Health
District AOP
Activities



- Pillar 2 has the highest number of activities (34) for Health District

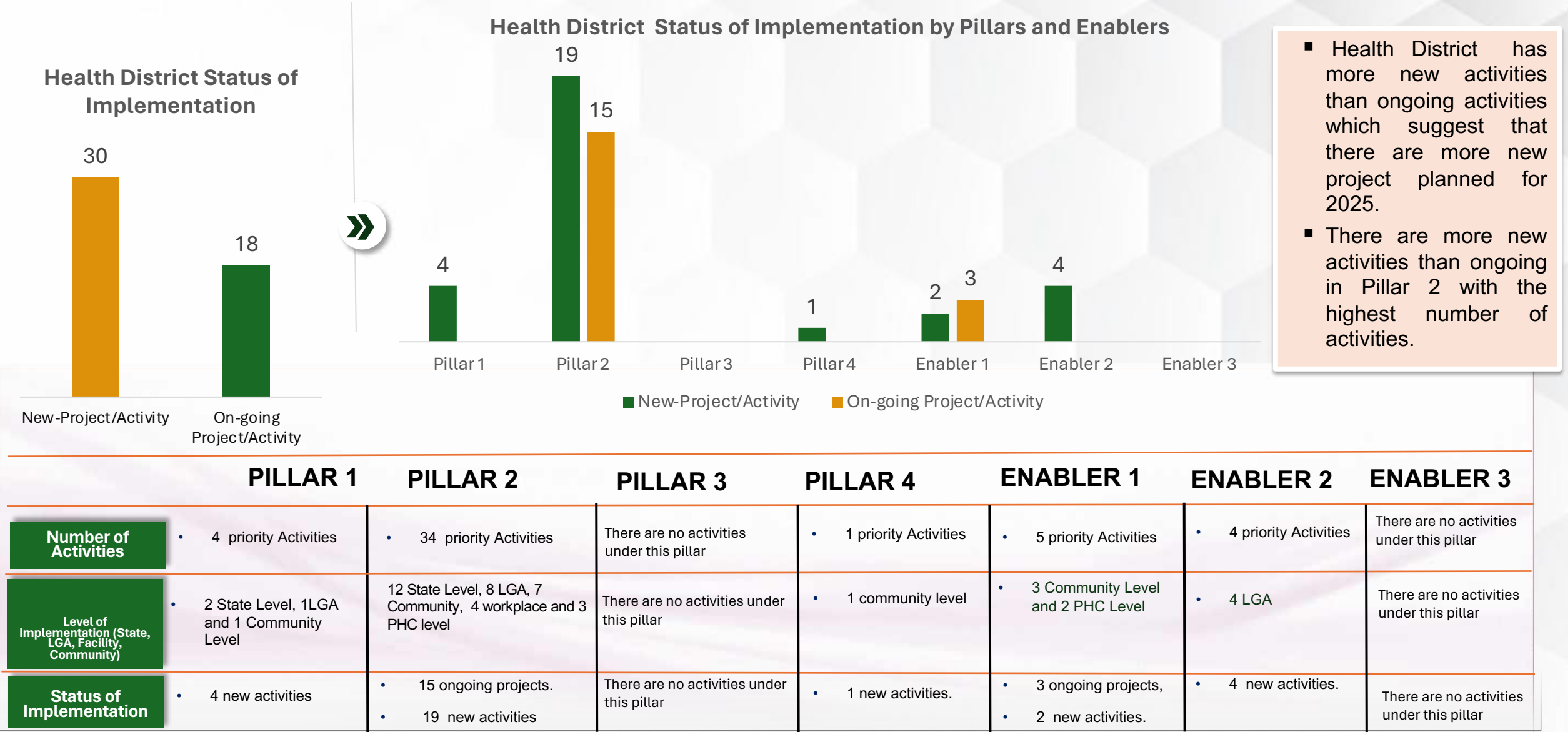
Pillar 1: Effective Governance
Pillar 3: Unlocking Value Chains

Pillar 2: Efficient, Equitable & Quality Health Systems
Pillar 4: Health Security

Enabler 1: Data Digitisation
Enabler 2: Financing

Enabler 3: Culture & Talent

Lagos State Health District 2025 AOP: An Analysis of Priority Interventions



Lagos State 2025 AOP: Cost of AOP and Strategic Priority Mapping for HSC



HSC Total Cost of AOP, Sources of Funding and Funding Gap.

Total Cost of AOP

~~₦~~2.36B

Total Government Funding for AOP

~~₦~~1.33B

56.3%

Total Number of AOP Activities

48

Total Development Partner Fund for AOP

~~₦~~0.00

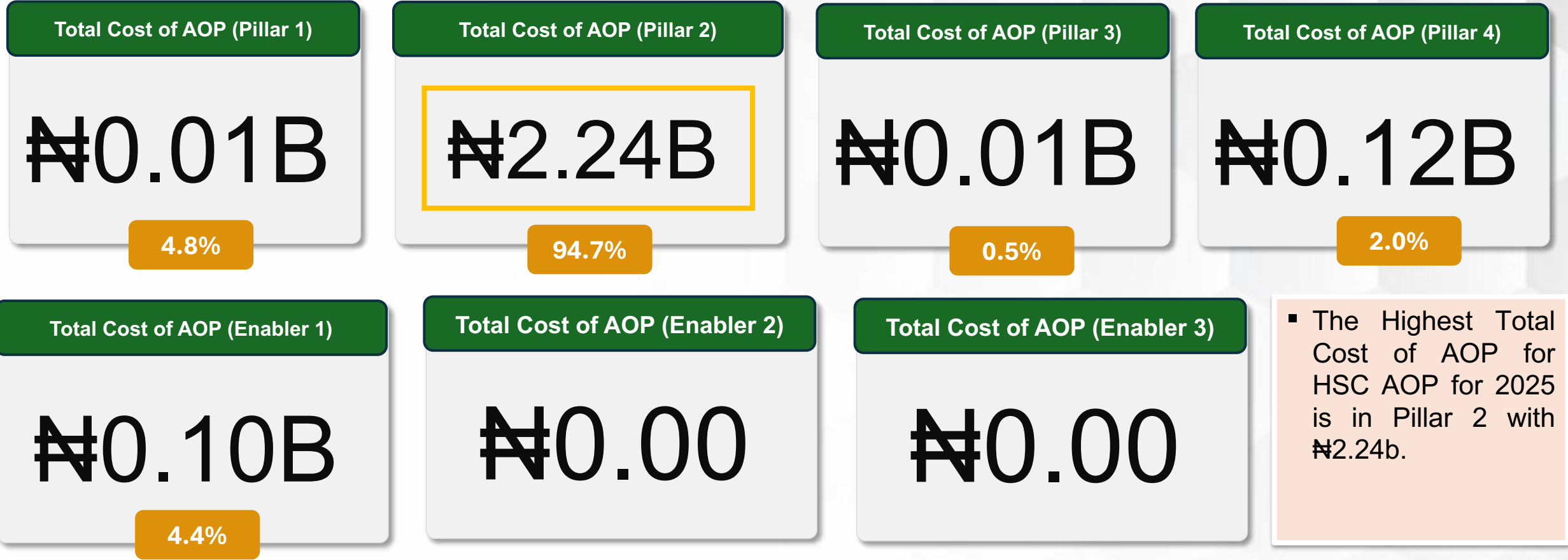
Total AOP Funding Gap

~~₦~~1.03B

43.7%

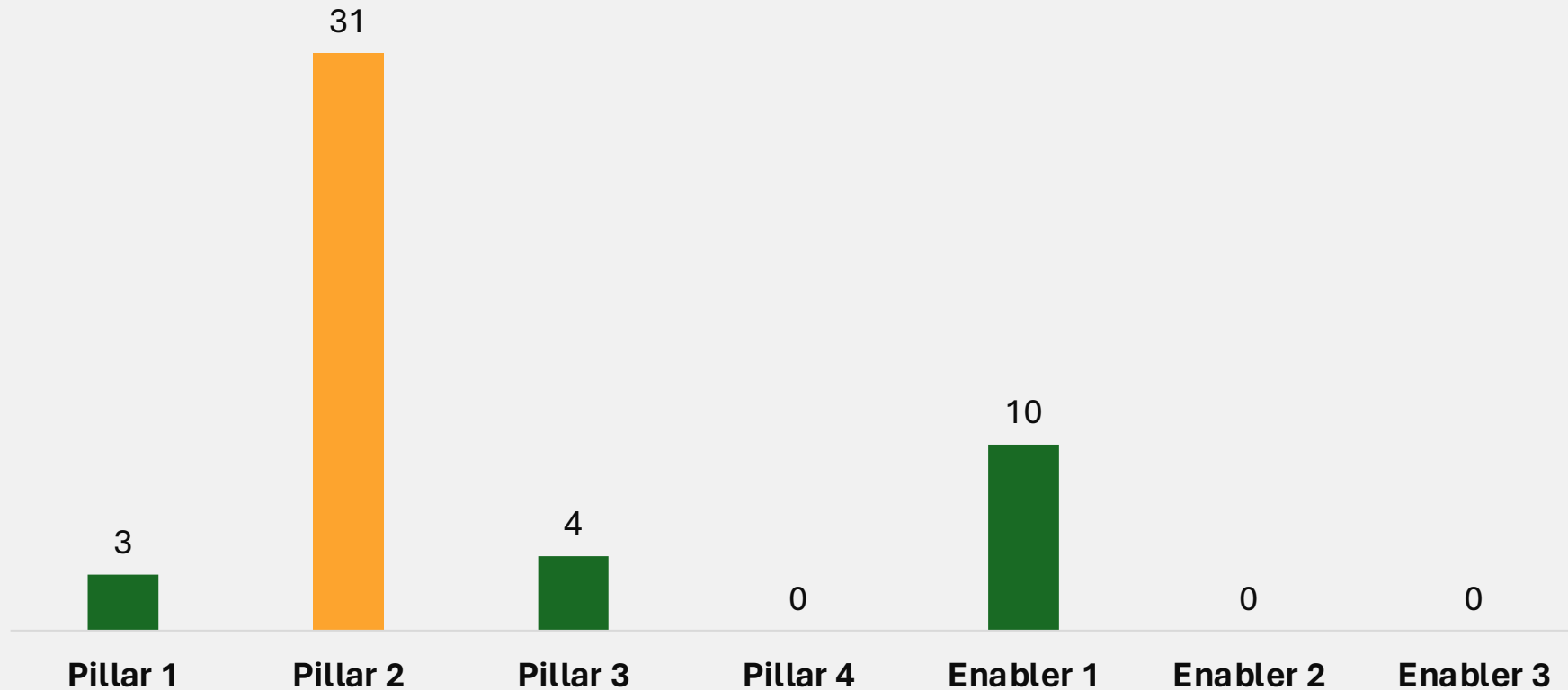
- The Total Lagos State Health Service Commission (HSC) AOP for 2025 has a total of ~~₦~~2.36 Billion with 48 activities.

Total Cost of Lagos State HSC AOP by Pillars and Enablers



Lagos State HSC Activities by Pillars & Enablers

TOTAL ACTIVITIES BY PILLARS AND ENABLERS



48

Total No. of
HSC AOP
Activities



- Pillar 2 has the highest number of activities (31) for HSC

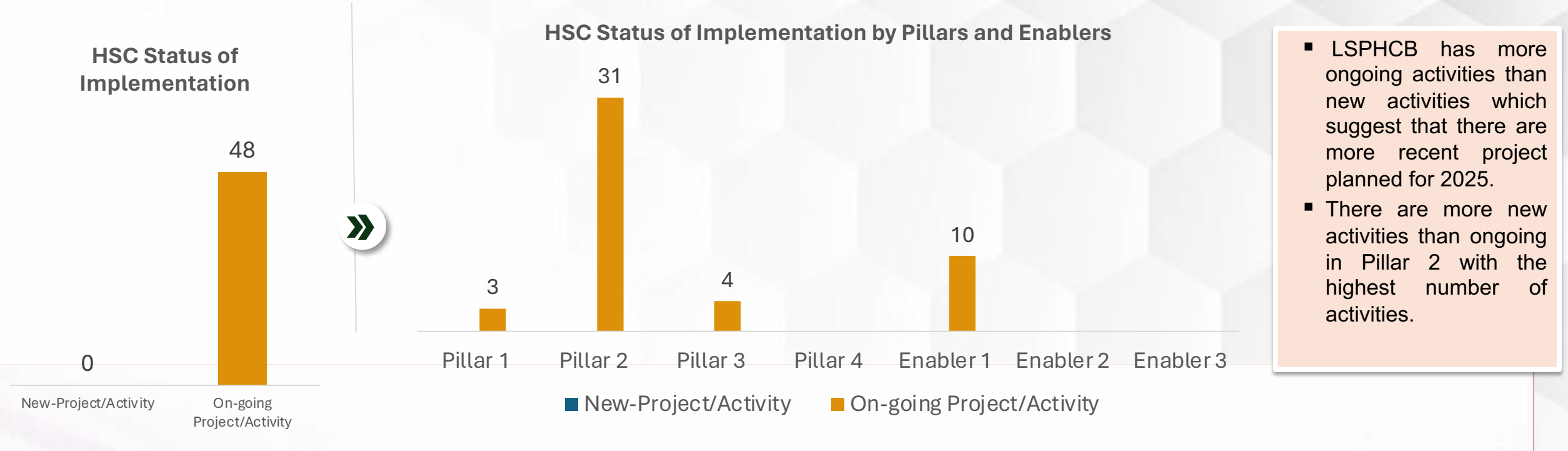
Pillar 1: Effective Governance
Pillar 3: Unlocking Value Chains

Pillar 2: Efficient, Equitable & Quality Health Systems
Pillar 4: Health Security

Enabler 1: Data Digitisation
Enabler 2: Financing

Enabler 3: Culture & Talent

Lagos State HSC 2025 AOP: An Analysis of Priority Interventions



	PILLAR 1	PILLAR 2	PILLAR 3	PILLAR 4	ENABLER 1	ENABLER 2	ENABLER 3
Number of Activities	<ul style="list-style-type: none">3 priority Activities	<ul style="list-style-type: none">31 priority Activities	<ul style="list-style-type: none">4 Priority Activities	<ul style="list-style-type: none">There are no activities under this pillar	<ul style="list-style-type: none">40 priority Activities	<ul style="list-style-type: none">There are no activities under this pillar	<ul style="list-style-type: none">There are no activities under this pillar
Level of Implementation (State, LGA, Facility, Community)	<ul style="list-style-type: none">3 State Level,	<ul style="list-style-type: none">30 State Level, and 1 Secondary Level	<ul style="list-style-type: none">4 State/FCT	<ul style="list-style-type: none">There are no activities under this pillar	<ul style="list-style-type: none">18 State Level, 10 LGA, 8 Community level and 4 PHC Level	<ul style="list-style-type: none">There are no activities under this pillar	<ul style="list-style-type: none">There are no activities under this pillar
Status of Implementation	<ul style="list-style-type: none">3 ongoing projects.	<ul style="list-style-type: none">31 ongoing projects.	<ul style="list-style-type: none">4 Ongoing Activities	<ul style="list-style-type: none">There are no activities under this pillar	<ul style="list-style-type: none">10 ongoing projects,	<ul style="list-style-type: none">There are no activities under this pillar	<ul style="list-style-type: none">There are no activities under this pillar

Lagos State 2025 AOP: Cost of AOP and Strategic Priority Mapping for LSACA



LSACA Total Cost of AOP, Sources of Funding and Funding Gap.

Total Cost of AOP

~~₦~~0.63B

Total Government Funding for AOP

~~₦~~0.45B

70.7%

Total Number of AOP Activities

57

Total Development Partner Fund for AOP

~~₦~~0.13B

21.1%

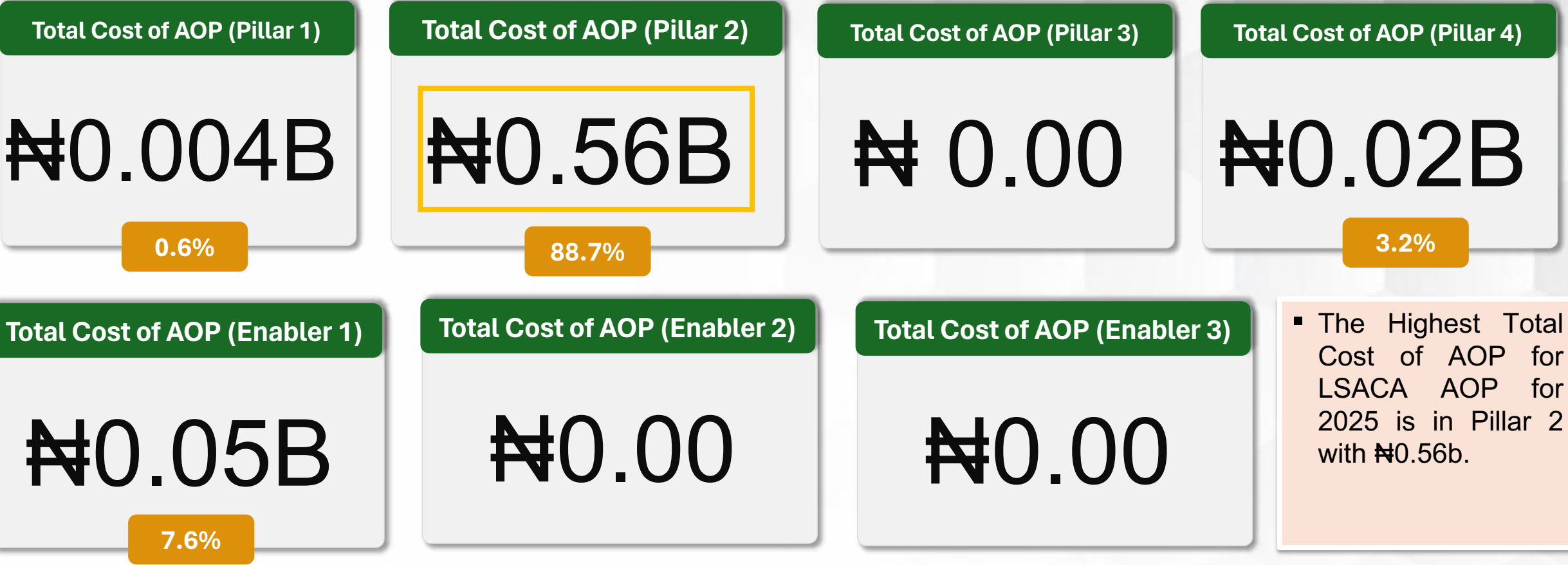
Total AOP Funding Gap

~~₦~~1.05B

8.1%

- The Total Lagos State Aids Control Agency (LSACA) AOP for 2025 has a total of ~~₦~~0.63 Billion with 57 activities.

Total Cost of Lagos State LSACA AOP by Pillars and Enablers



Lagos State LSACA Activities by Pillars & Enablers

TOTAL ACTIVITIES BY PILLARS AND ENABLERS



57

Total No. of
LSACA AOP
Activities



- Pillar 2 has the highest number of activities (50) for LSACA

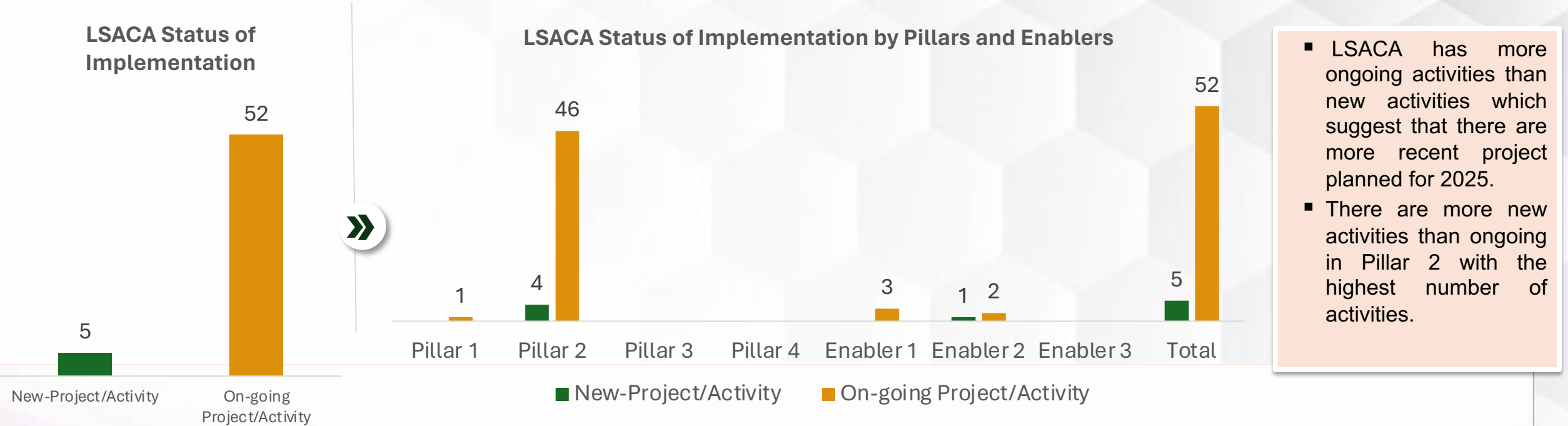
Pillar 1: Effective Governance
Pillar 3: Unlocking Value Chains

Pillar 2: Efficient, Equitable & Quality Health Systems
Pillar 4: Health Security

Enabler 1: Data Digitisation
Enabler 2: Financing

Enabler 3: Culture & Talent

Lagos State LSACA 2025 AOP: An Analysis of Priority Interventions



	PILLAR 1	PILLAR 2	PILLAR 3	PILLAR 4	ENABLER 1	ENABLER 2	ENABLER 3
Number of Activities	<ul style="list-style-type: none">1 priority Activities	<ul style="list-style-type: none">50 priority Activities	<div>There are no activities under this pillar</div>	<div>There are no activities under this pillar</div>	<ul style="list-style-type: none">3 priority Activities	<ul style="list-style-type: none">3 priority Activities	<div>There are no activities under this pillar</div>
Level of Implementation (State, LGA, Facility, Community)	<ul style="list-style-type: none">1 State Level,	<ul style="list-style-type: none">36 State Level, 8 LGA , 4 Community Level, and 2 Workplace	<div>There are no activities under this pillar</div>	<div>There are no activities under this pillar</div>	<ul style="list-style-type: none">1 State Level and 2 Community Level	<ul style="list-style-type: none">3 State	<div>There are no activities under this pillar</div>
Status of Implementation	<ul style="list-style-type: none">1 ongoing projects.	<ul style="list-style-type: none">46 ongoing projects.4 new projects	<div>There are no activities under this pillar</div>	<div>There are no activities under this pillar</div>	<ul style="list-style-type: none">3 ongoing projects	<ul style="list-style-type: none">2 ongoing projects.1 new projects	<div>There are no activities under this pillar</div>

Lagos State 2025 AOP: Cost of AOP and Strategic Priority Mapping for HEFAMAA



HEFAMAA Total Cost of AOP, Sources of Funding and Funding Gap.

Total Cost of AOP

~~₦~~0.60B

Total Government Funding for AOP

~~₦~~0.00

Total Number of AOP Activities

26

Total Development Partner Fund for AOP

~~₦~~0.00

Total AOP Funding Gap

~~₦~~1.60B

100%

- The Total Lagos State Health Facilities Monitoring and Accreditation Agency (HEFAMAA) AOP for 2025 has a total of ~~₦~~0.60 Billion with 26 activities.

Total Cost of Lagos State HEFAMAA AOP by Pillars and Enablers

Total Cost of AOP (Pillar 1)

~~₦~~0.57B

94.1%

Total Cost of AOP (Pillar 2)

~~₦~~0.00

Total Cost of AOP (Pillar 3)

~~₦~~0.00

Total Cost of AOP (Pillar 4)

~~₦~~0.02B

3.6%

Total Cost of AOP (Enabler 1)

~~₦~~0.01B

2.3%

Total Cost of AOP (Enabler 2)

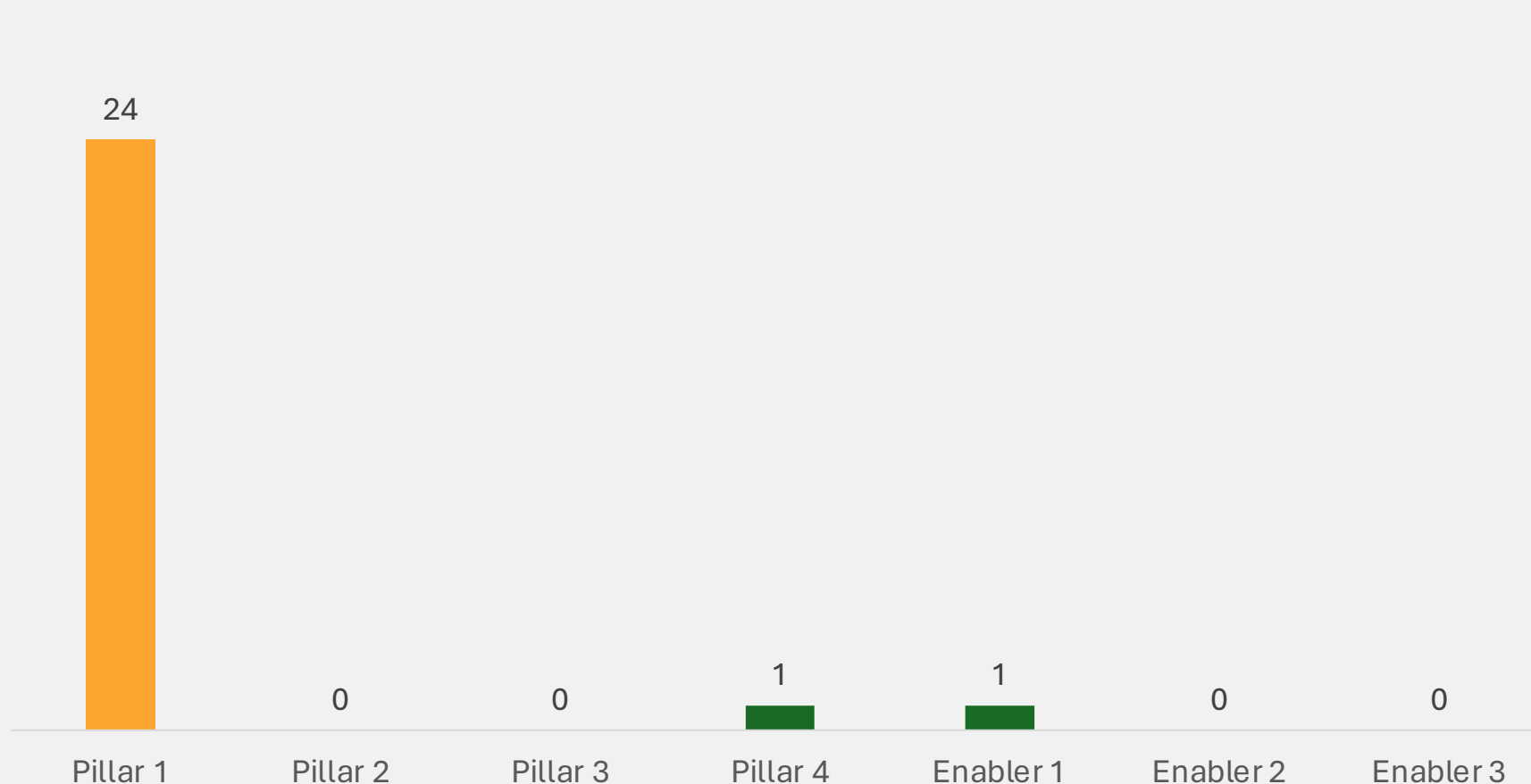
~~₦~~0.00

Total Cost of AOP (Enabler 3)

~~₦~~0.00

▪ The Highest Total Cost of AOP for HAFAMAA AOP for 2025 is in Pillar 1 with ~~₦~~0.57b.

Lagos State HEFAMAA Activities by Pillars & Enablers



26

Total No. of
HEFAMAA
AOP
Activities



- Pillar 2 has the highest number of activities (24) for HEFAMAA

Pillar 1: Effective Governance
Pillar 3: Unlocking Value Chains

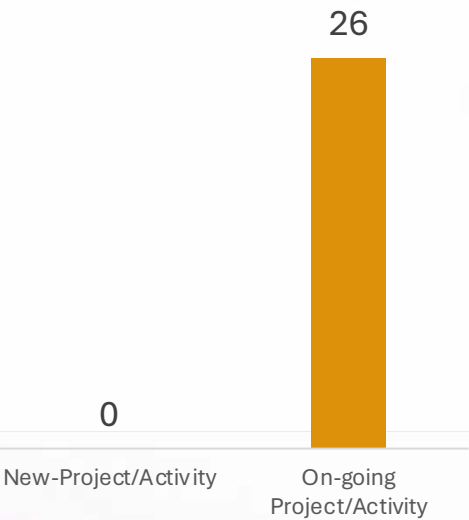
Pillar 2: Efficient, Equitable & Quality Health Systems
Pillar 4: Health Security

Enabler 1: Data Digitisation
Enabler 2: Financing

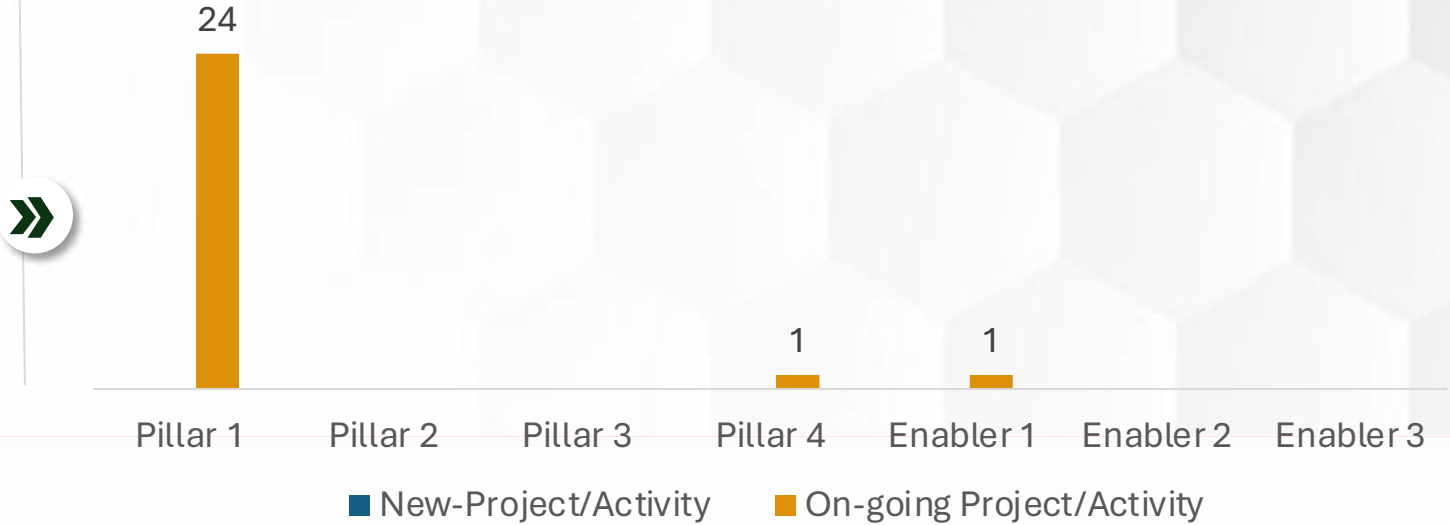
Enabler 3: Culture & Talent

Lagos State HEFAMAA 2025 AOP: An Analysis of Priority Interventions

HEFAMAA Status of Implementation



HEFAMAA Status of Implementation by Pillars and Enablers



- HEFAMAA has more ongoing activities than new activities which suggest that there are more recent project planned for 2025.
- There are more new activities than ongoing in Pillar 2 with the highest number of activities.

	PILLAR 1	PILLAR 2	PILLAR 3	PILLAR 4	ENABLER 1	ENABLER 2	ENABLER 3
Number of Activities	<ul style="list-style-type: none">24 priority Activities	There are no activities under this pillar	There are no activities under this pillar	There are no activities under this pillar	<ul style="list-style-type: none">1 priority Activities	<ul style="list-style-type: none">1 priority Activities	There are no activities under this pillar
Level of Implementation (State, LGA, Facility, Community)	<ul style="list-style-type: none">22 State Level, 1 LGA and 1 PHC	There are no activities under this pillar	There are no activities under this pillar	There are no activities under this pillar	<ul style="list-style-type: none">1 State Level	<ul style="list-style-type: none">1 State Level	There are no activities under this pillar
Status of Implementation	<ul style="list-style-type: none">1 ongoing projects.	There are no activities under this pillar	There are no activities under this pillar	There are no activities under this pillar	<ul style="list-style-type: none">1 ongoing projects	<ul style="list-style-type: none">1 ongoing projects.	There are no activities under this pillar

Lagos State 2025 AOP: Cost of AOP and Strategic Priority Mapping for LASHMA



LASHMA Total Cost of AOP, Sources of Funding and Funding Gap.

Total Cost of AOP

₦21.8B

Total Government Funding for AOP

₦1.72B

7.0%

Total Number of AOP Activities

102

Total Development Partner Fund for AOP

₦1.48B

8.1%

Total AOP Funding Gap

₦17.99B

84.9%

- The Total Lagos State **LASHMA** AOP for 2025 has a total of **₦21.8 Billion** with 102 activities.

Total Cost of Lagos State LASHMA AOP by Pillars and Enablers

Total Cost of AOP (Pillar 1)

~~₦0.00~~

Total Cost of AOP (Pillar 2)

~~₦20.96~~

99.0%

Total Cost of AOP (Pillar 3)

~~₦0.00~~

Total Cost of AOP (Pillar 4)

~~₦0.00~~

Total Cost of AOP (Enabler 1)

~~₦0.22B~~

1.0%

Total Cost of AOP (Enabler 2)

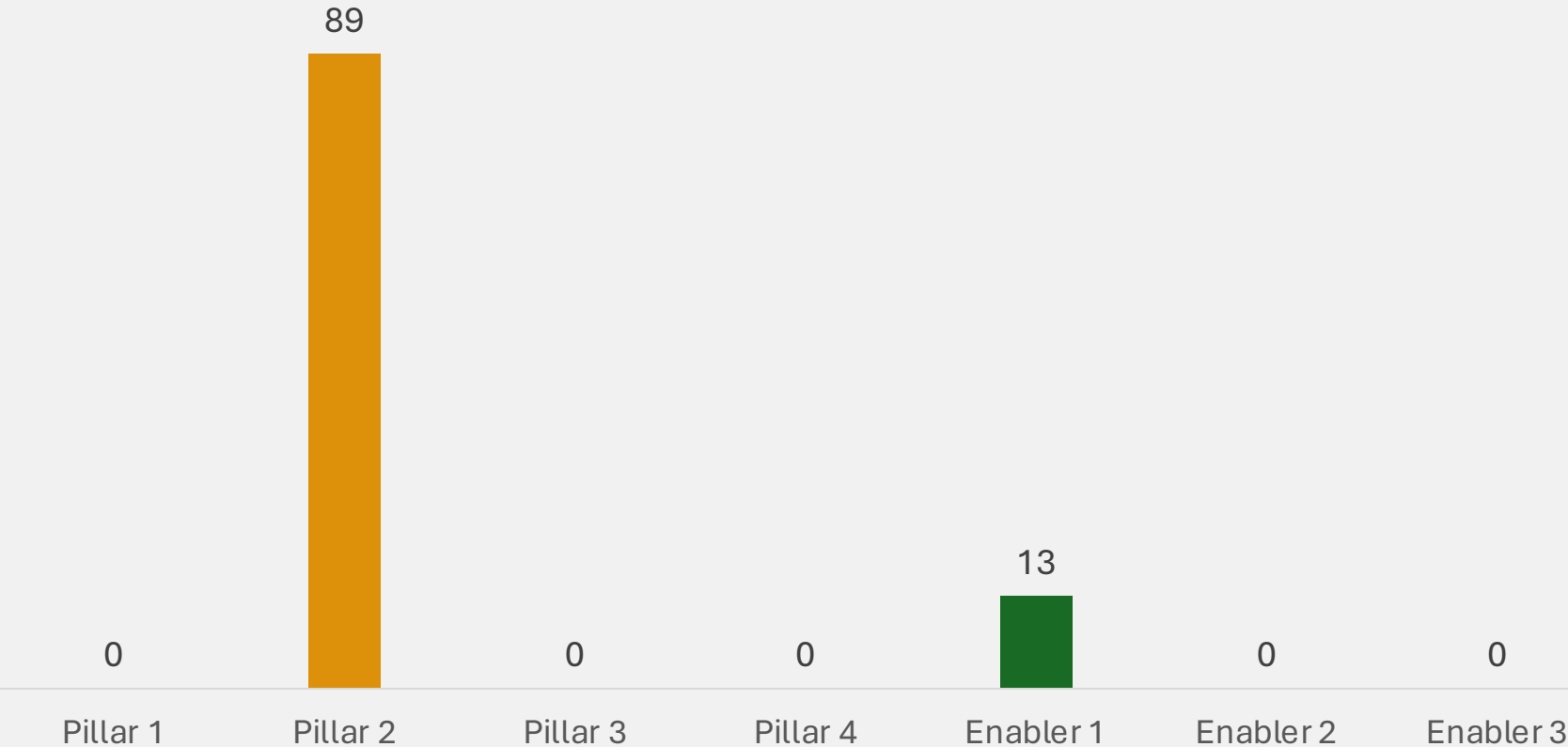
~~₦0.00~~

Total Cost of AOP (Enabler 3)

~~₦0.00~~

▪ The Highest Total Cost of AOP for LASHMA AOP for 2025 is in Pillar 2 with ~~₦20.96b~~.

Lagos State LASHMA Activities by Pillars & Enablers



102

Total No. of
LASHMA AOP
Activities



- Pillar 2 has the highest number of activities (89) for LASHMA

Pillar 1: Effective Governance
Pillar 3: Unlocking Value Chains

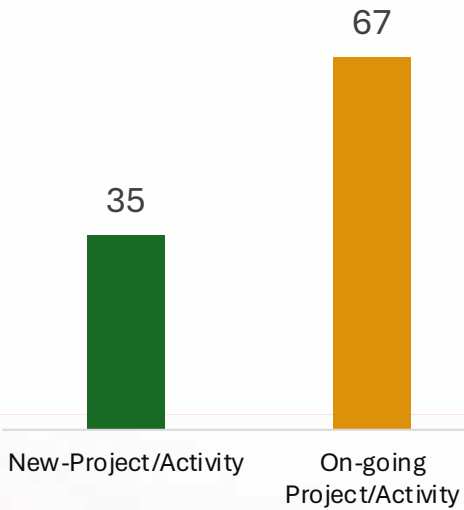
Pillar 2: Efficient, Equitable & Quality Health Systems
Pillar 4: Health Security

Enabler 1: Data Digitisation
Enabler 2: Financing

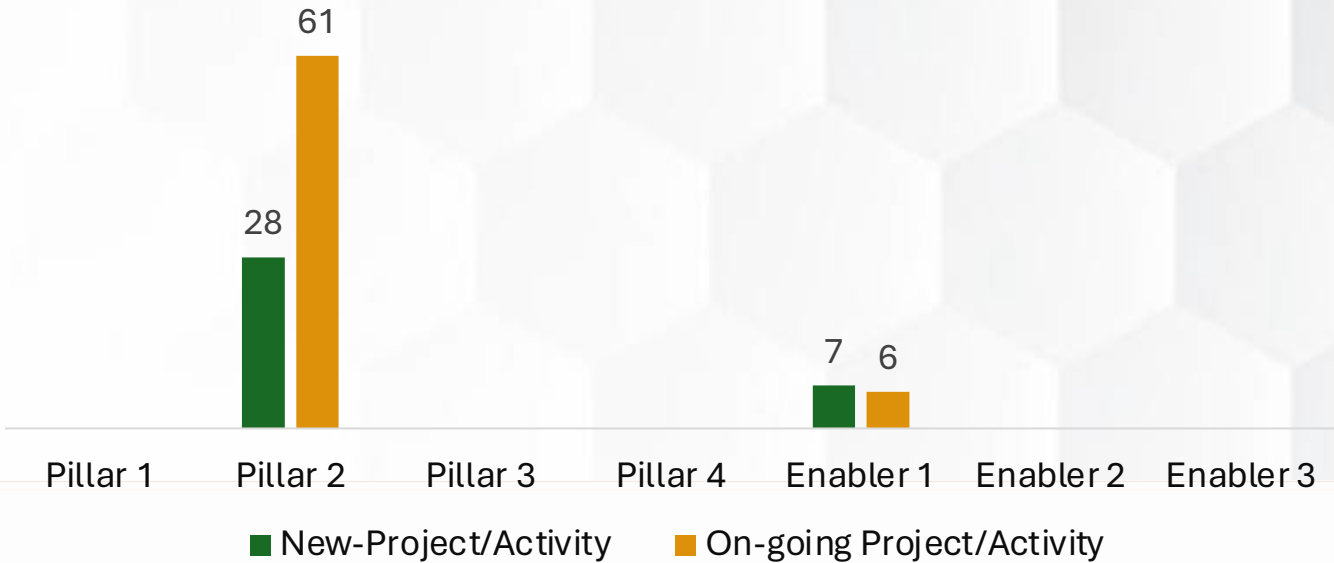
Enabler 3: Culture & Talent

Lagos State LASHMA 2025 AOP: An Analysis of Priority Interventions

LASHMA Status of Implementation



LASHMA Status of Implementation by Pillars and Enablers



- LASHMA has more ongoing activities than new activities which suggest that there are more recent project planned for 2025.
- There are more new activities than ongoing in Pillar 2 with the highest number of activities.

	PILLAR 1	PILLAR 2	PILLAR 3	PILLAR 4	ENABLER 1	ENABLER 2	ENABLER 3
Number of Activities	There are no activities under this pillar	<ul style="list-style-type: none">89 priority Activities	There are no activities under this pillar	There are no activities under this pillar	<ul style="list-style-type: none">13 priority Activities	There are no activities under this pillar	There are no activities under this pillar
Level of Implementation (State, LGA, Facility, Community)	There are no activities under this pillar	<ul style="list-style-type: none">39 State Level, 14 LGA, 12 Community, 23 Workplace and 1 PHC	There are no activities under this pillar	There are no activities under this pillar	<ul style="list-style-type: none">13 State Level	There are no activities under this pillar	There are no activities under this pillar
Status of Implementation	There are no activities under this pillar	<ul style="list-style-type: none">63 ongoing projects.28 new projects	There are no activities under this pillar	There are no activities under this pillar	<ul style="list-style-type: none">6 ongoing projects7 new project	There are no activities under this pillar	There are no activities under this pillar

Lagos State 2025 AOP: Cost of AOP and Strategic Priority Mapping for LASCON



LASCON Total Cost of AOP, Sources of Funding and Funding Gap.

Total Cost of AOP

~~₦~~0.64B

Total Government Funding for AOP

~~₦~~0.19B

29.0%

Total Number of AOP Activities

14

Total Development Partner Fund for AOP

~~₦~~0.37B

57.1%

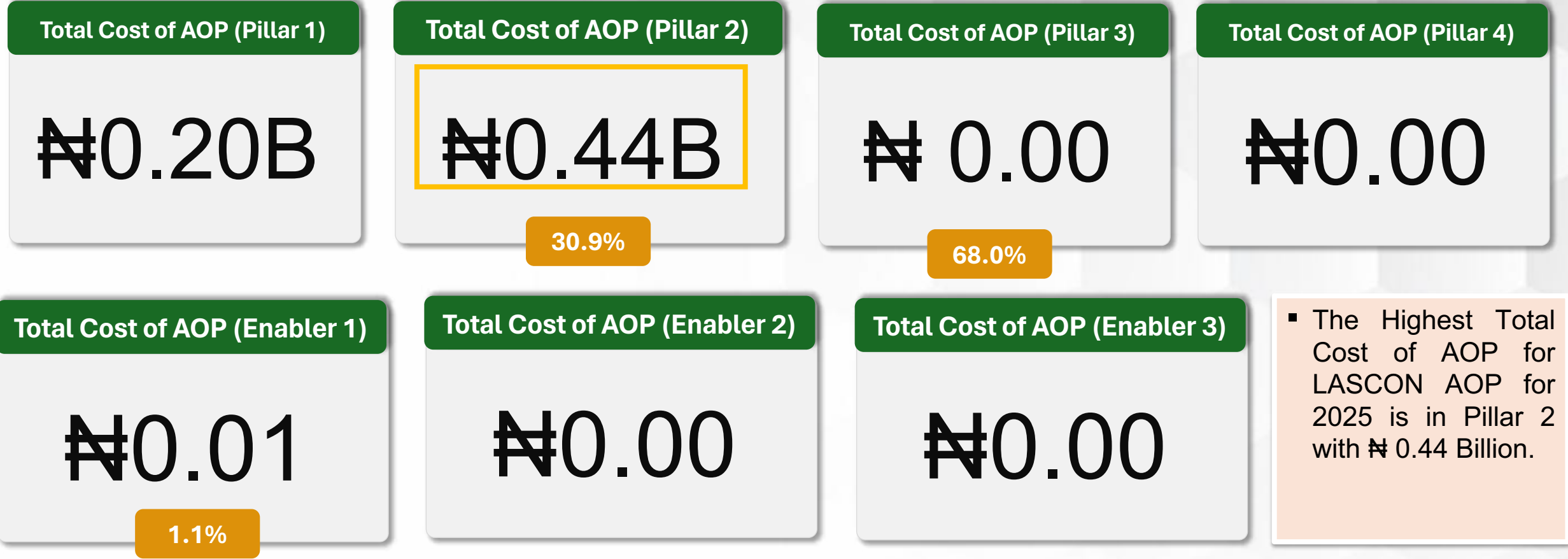
Total AOP Funding Gap

~~₦~~0.09B

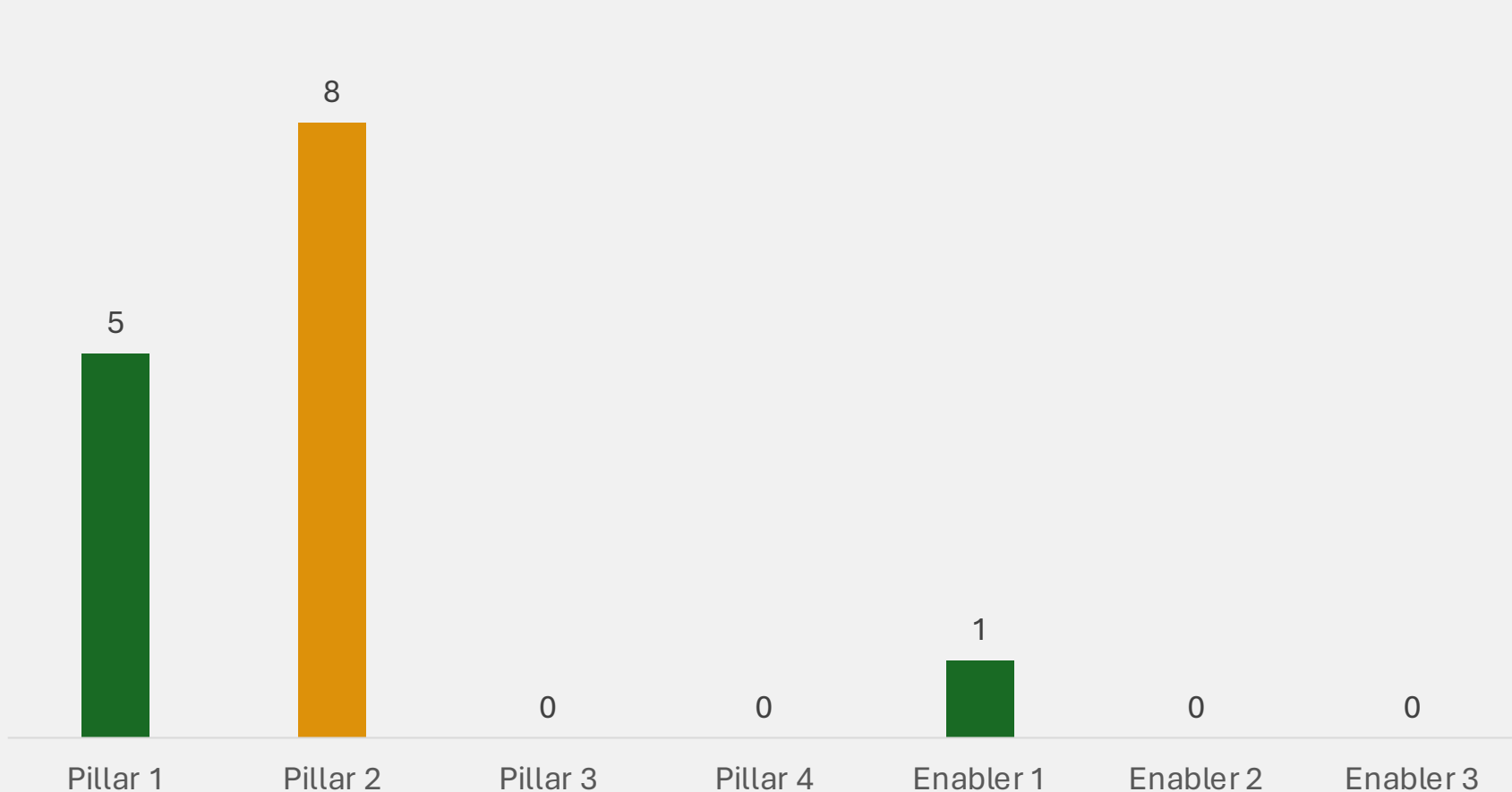
13.9%

- The Total Lagos State **LASCON** AOP for 2025 has a total of ~~₦~~0.64 Billion with 14 activities.

Total Cost of LASCON AOP by Pillars and Enablers



LASCON Activities by Pillars & Enablers



14

Total No. of
LASCON AOP
Activities



- Pillar 2 has the highest number of activities (8) for LASCON

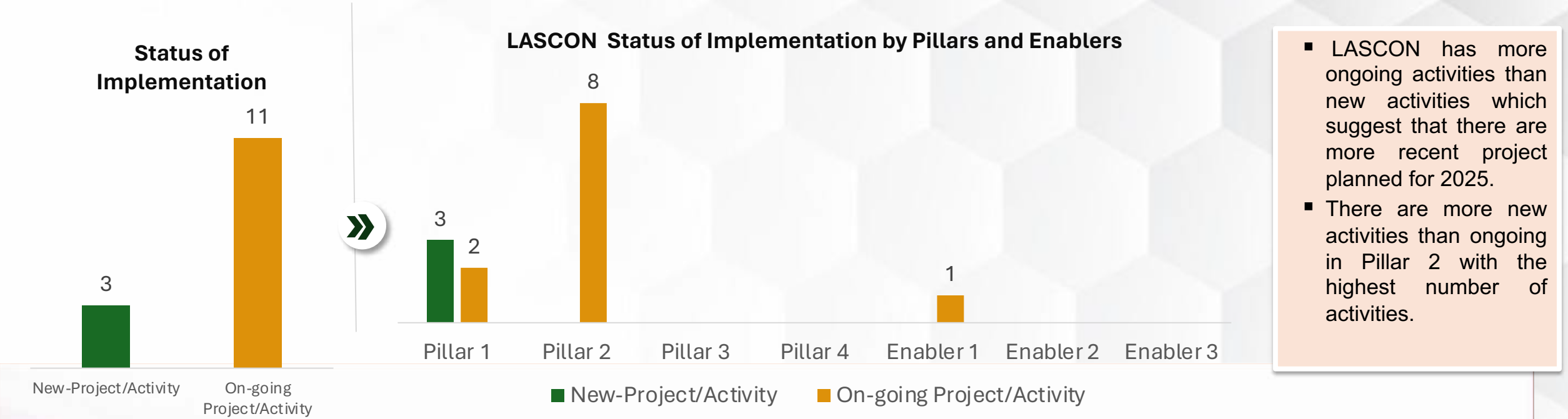
Pillar 1: Effective Governance
Pillar 3: Unlocking Value Chains

Pillar 2: Efficient, Equitable & Quality Health Systems
Pillar 4: Health Security

Enabler 1: Data Digitisation
Enabler 2: Financing

Enabler 3: Culture & Talent

LASCON 2025 AOP: An Analysis of Priority Interventions



	PILLAR 1	PILLAR 2	PILLAR 3	PILLAR 4	ENABLER 1	ENABLER 2	ENABLER 3
Number of Activities	<ul style="list-style-type: none">5 priority Activities	<ul style="list-style-type: none">8 priority Activities	<div>There are no activities under this pillar</div>	<div>There are no activities under this pillar</div>	<ul style="list-style-type: none">1 priority Activities	<div>There are no activities under this pillar</div>	<div>There are no activities under this pillar</div>
Level of Implementation (State, LGA, Facility, Community)	<ul style="list-style-type: none">5 Health Training Institution	<ul style="list-style-type: none">8 Health Training Institution	<div>There are no activities under this pillar</div>	<div>There are no activities under this pillar</div>	<ul style="list-style-type: none">1 Health Training Institution	<div>There are no activities under this pillar</div>	<div>There are no activities under this pillar</div>
Status of Implementation	<ul style="list-style-type: none">2 ongoing projects.3 new projects	<ul style="list-style-type: none">8 ongoing projects.	<div>There are no activities under this pillar</div>	<div>There are no activities under this pillar</div>	<ul style="list-style-type: none">1 ongoing projects	<div>There are no activities under this pillar</div>	<div>There are no activities under this pillar</div>

Lagos State 2025 AOP: Cost of AOP and Strategic Priority Mapping for LSTMB



LSTMB Total Cost of AOP, Sources of Funding and Funding Gap.

Total Cost of AOP

~~₦~~583.1M

Total Government Funding for AOP

~~₦~~580.1M

99.5%

Total Number of AOP Activities

26

Total Development Partner Fund for AOP

~~₦~~3.0M

0.5%

Total AOP Funding Gap

~~₦~~0.00

- The Total Lagos State **LSTMB** AOP for 2025 has a total of ~~₦~~583.1 Million with 26 activities.

Total Cost of Lagos State LSTMB AOP by Pillars and Enablers

Total Cost of AOP (Pillar 1)

~~₦~~0.00

Total Cost of AOP (Pillar 2)

~~₦~~265.74M

100%

Total Cost of AOP (Pillar 3)

~~₦~~296.90M

Total Cost of AOP (Pillar 4)

~~₦~~0.00

Total Cost of AOP (Enabler 1)

~~₦~~20.43

Total Cost of AOP (Enabler 2)

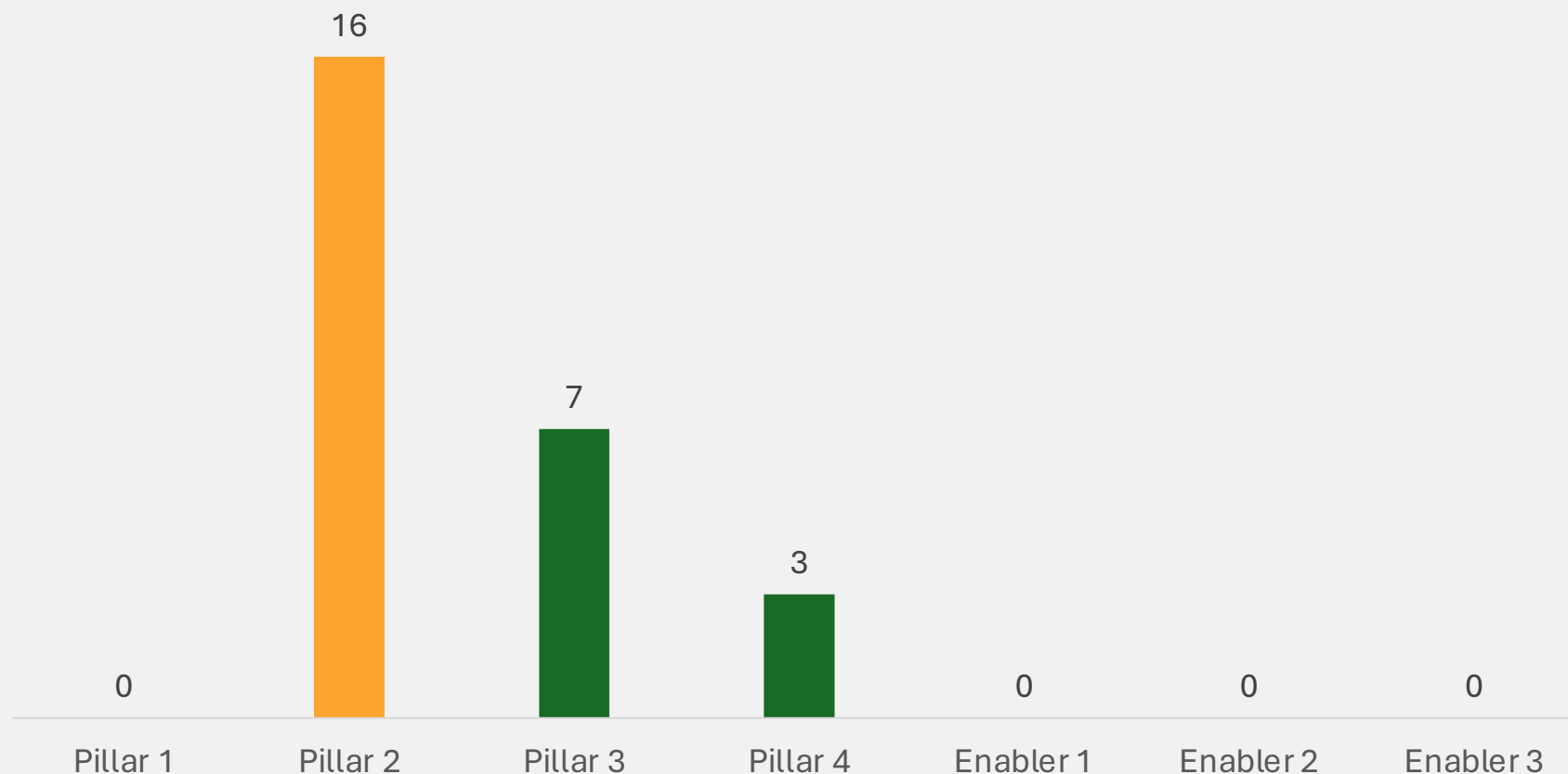
~~₦~~0.00

Total Cost of AOP (Enabler 3)

~~₦~~0.00

▪ The Highest Total Cost of AOP for LSTMB AOP for 2025 is in Pillar 3 with ~~₦~~296.90 Million

Lagos State LASCON Activities by Pillars & Enablers



26

Total No. of
LSTMB AOP
Activities



- Pillar 2 has the highest number of activities (16) for LSTMB

Pillar 1: Effective Governance
Pillar 3: Unlocking Value Chains

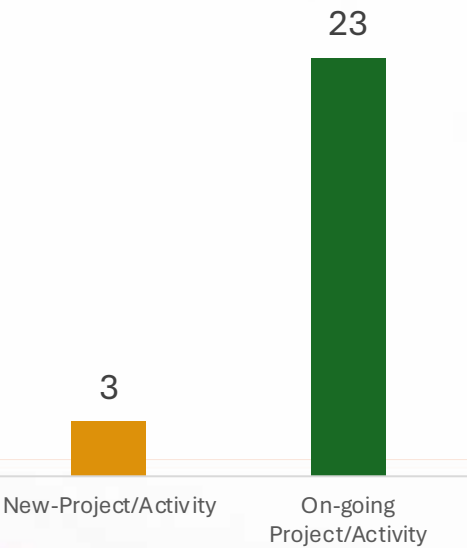
Pillar 2: Efficient, Equitable & Quality Health Systems
Pillar 4: Health Security

Enabler 1: Data Digitisation
Enabler 2: Financing

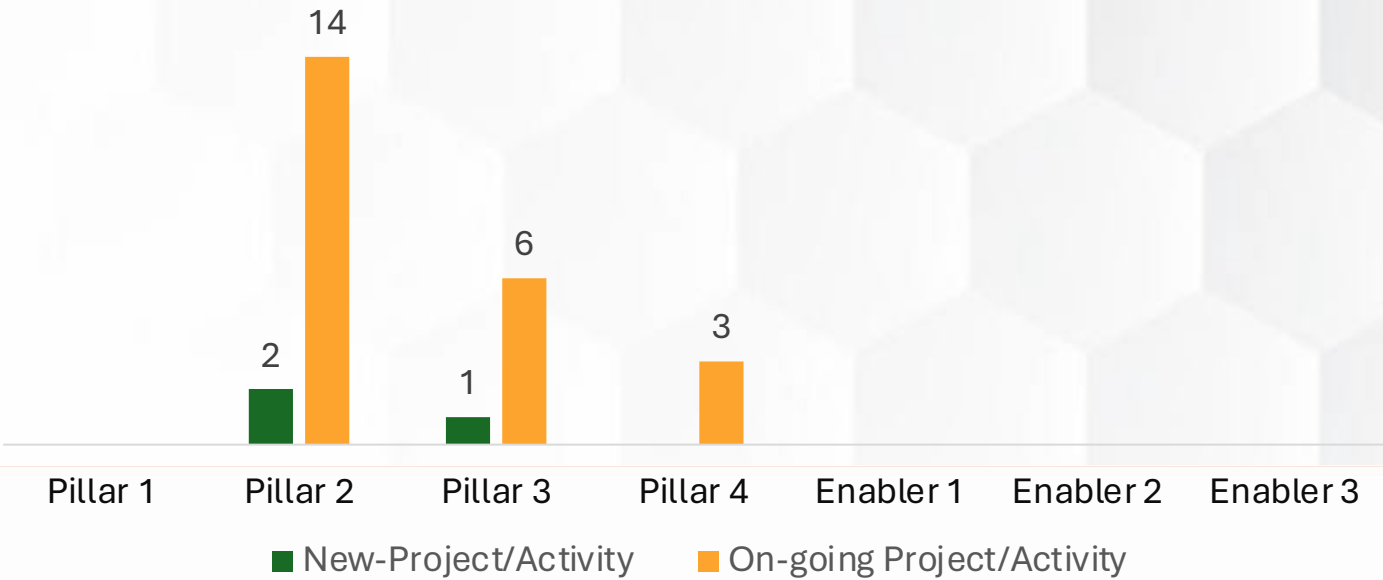
Enabler 3: Culture & Talent

Lagos State LSTMB 2025 AOP: An Analysis of Priority Interventions

LSTMB Status of Implementation



LSTMB Status of Implementation by Pillars and Enablers



■ LASCON has more ongoing activities than new activities which suggest that there are more recent project planned for 2025.

■ There are more new activities than ongoing in Pillar 2 with the highest number of activities.

	PILLAR 1	PILLAR 2	PILLAR 3	PILLAR 4	ENABLER 1	ENABLER 2	ENABLER 3
Number of Activities	There are no activities under this pillar	<div><div></div>16 priority Activities</div>	<div><div></div>7 priority Activities</div>	<div><div></div>3 priority Activities</div>	There are no activities under this pillar	There are no activities under this pillar	There are no activities under this pillar
Level of Implementation (State, LGA, Facility, Community)	There are no activities under this pillar	<div><div></div>15 State Level and 1 Community Level</div>	<div><div></div>7 State Level</div>	<div><div></div>3 State Level</div>	There are no activities under this pillar	There are no activities under this pillar	There are no activities under this pillar
Status of Implementation	There are no activities under this pillar	<div><div></div>14 ongoing projects</div> <div><div></div>2 new projects.</div>	<div><div></div>6 ongoing projects.</div> <div><div></div>1 new projects</div>	<div><div></div>3 ongoing projects</div>	There are no activities under this pillar	There are no activities under this pillar	There are no activities under this pillar

Lagos State 2025 AOP: Cost of AOP and Strategic Priority Mapping for LASCOHET



LASCOHET Total Cost of AOP, Sources of Funding and Funding Gap.

Total Cost of AOP

~~₦~~0.83B

Total Government Funding for AOP

~~₦~~0.83B

100%

Total Number of AOP Activities

32

Total Development Partner Fund for AOP

~~₦~~0.00

Total AOP Funding Gap

~~₦~~0.00

- The Total Lagos State **LASCOHET** AOP for 2025 has a total of ~~₦~~0.83 Billion with 32 activities.

Total Cost of Lagos State LASCOHET AOP by Pillars and Enablers

Total Cost of AOP (Pillar 1)

~~₦~~0.00

Total Cost of AOP (Pillar 2)

~~₦~~0.83B

100%

Total Cost of AOP (Pillar 3)

~~₦~~ 0.00

Total Cost of AOP (Pillar 4)

~~₦~~0.00

Total Cost of AOP (Enabler 1)

~~₦~~0.00

Total Cost of AOP (Enabler 2)

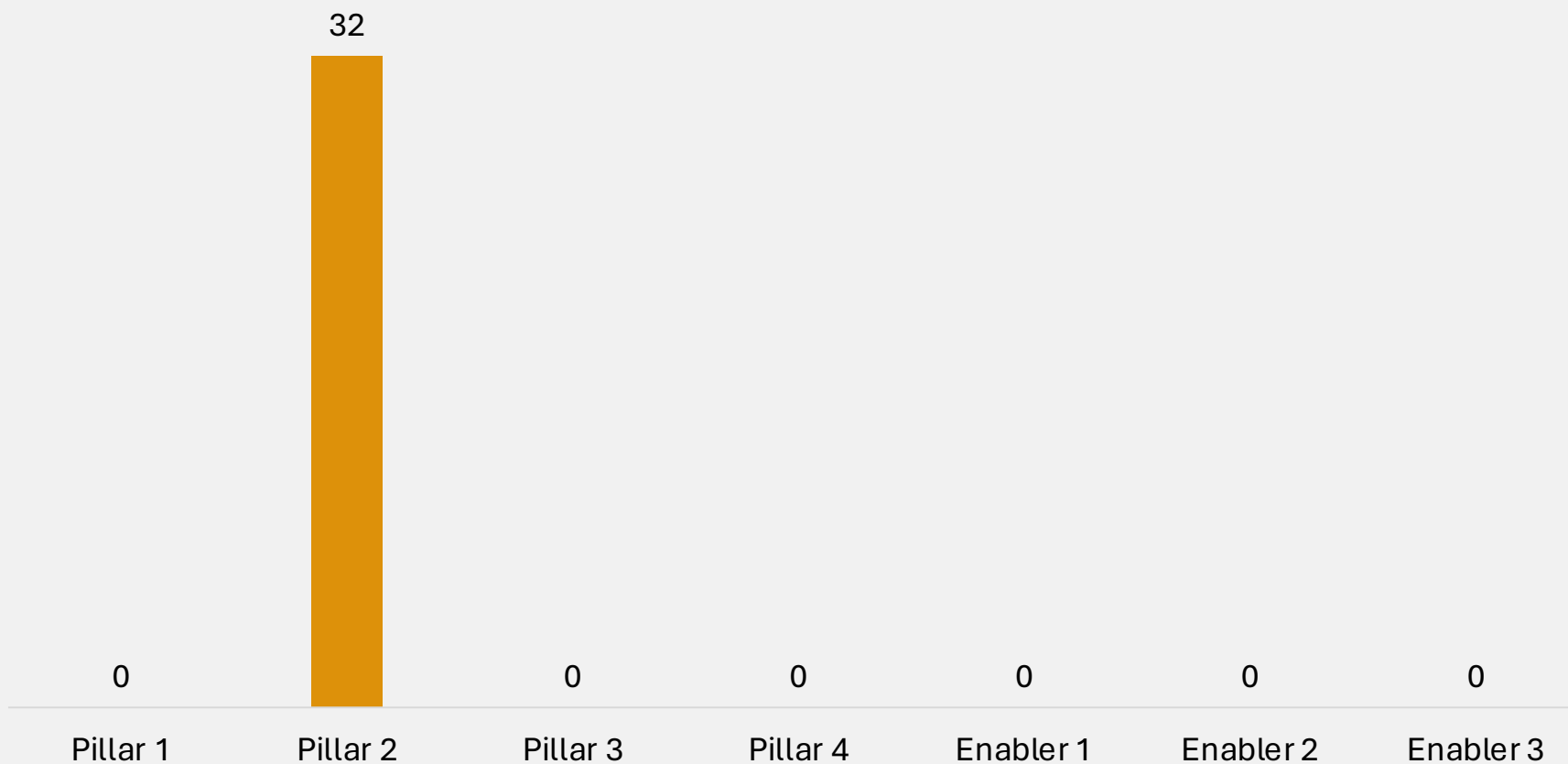
~~₦~~0.00

Total Cost of AOP (Enabler 3)

~~₦~~0.00

▪ The Highest Total Cost of AOP for LASCOHET AOP for 2025 is in Pillar 2 with ~~₦~~0.83b.

Lagos State LASCOHET Activities by Pillars & Enablers



32

Total No. of
LASCOHET
AOP
Activities



- Pillar 2 has the highest number of activities (32) for LASCOHET

Pillar 1: Effective Governance
Pillar 3: Unlocking Value Chains

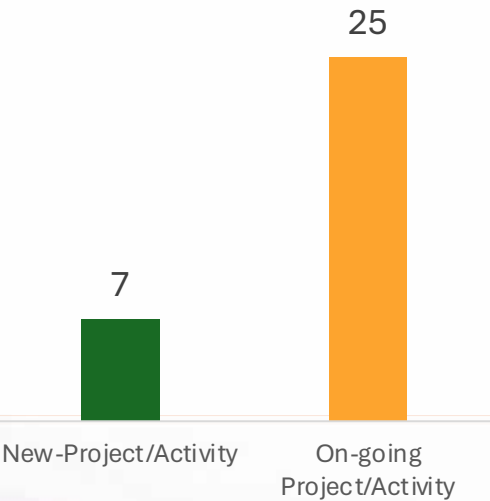
Pillar 2: Efficient, Equitable & Quality Health Systems
Pillar 4: Health Security

Enabler 1: Data Digitisation
Enabler 2: Financing

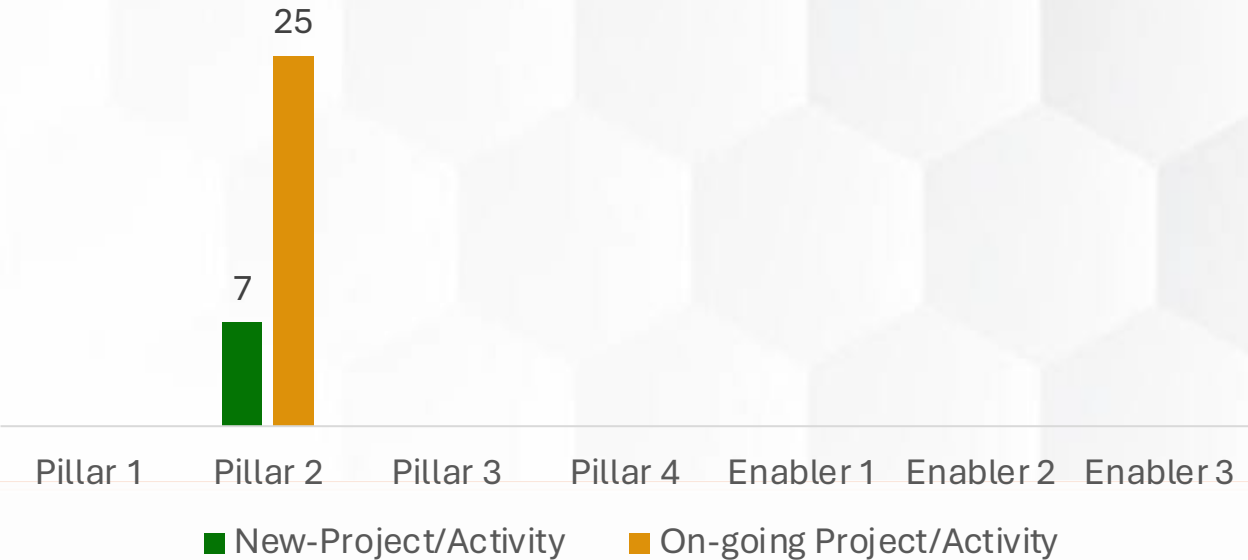
Enabler 3: Culture & Talent

Lagos State LASCOHET 2025 AOP: An Analysis of Priority Interventions

LASCOHET Status of Implementation



LASCOHET Status of Implementation by Pillars and Enablers



- LASCOHET has more ongoing activities than new activities which suggest that there are more recent project planned for 2025.
- There are more new activities than ongoing in Pillar 2 with the highest number of activities.

	PILLAR 1	PILLAR 2	PILLAR 3	PILLAR 4	ENABLER 1	ENABLER 2	ENABLER 3
Number of Activities	There are no activities under this pillar	<ul style="list-style-type: none">32 priority Activities	There are no activities under this pillar	There are no activities under this pillar	There are no activities under this pillar	There are no activities under this pillar	There are no activities under this pillar
Level of Implementation (State, LGA, Facility, Community)	There are no activities under this pillar	<ul style="list-style-type: none">32 Health Training Institution	There are no activities under this pillar	There are no activities under this pillar	There are no activities under this pillar	There are no activities under this pillar	There are no activities under this pillar
Status of Implementation	There are no activities under this pillar	<ul style="list-style-type: none">25 ongoing projects7 new projects.	There are no activities under this pillar	There are no activities under this pillar	There are no activities under this pillar	There are no activities under this pillar	There are no activities under this pillar

Lagos State 2025 AOP: Cost of AOP and Strategic Priority Mapping for LASUTH



LASUTH Total Cost of AOP, Sources of Funding and Funding Gap.

Total Cost of AOP

~~₦~~4.78B

Total Government Funding for AOP

~~₦~~4.76B

99.7%

Total Number of AOP Activities

14

Total Development Partner Fund for AOP

~~₦~~0.00

Total AOP Funding Gap

~~₦~~0.01B

0.3%

- The Total Lagos State **LASUTH** AOP for 2025 has a total of ~~₦~~4.78 Billion with 14 activities.

Total Cost of Lagos State LASUTH AOP by Pillars and Enablers

Total Cost of AOP (Pillar 1)

~~₦~~0.00

Total Cost of AOP (Pillar 2)

~~₦~~4.48B

93.7%

Total Cost of AOP (Pillar 3)

~~₦~~ 0.30B

6.3%

Total Cost of AOP (Pillar 4)

~~₦~~0.00

Total Cost of AOP (Enabler 1)

~~₦~~0.00

Total Cost of AOP (Enabler 2)

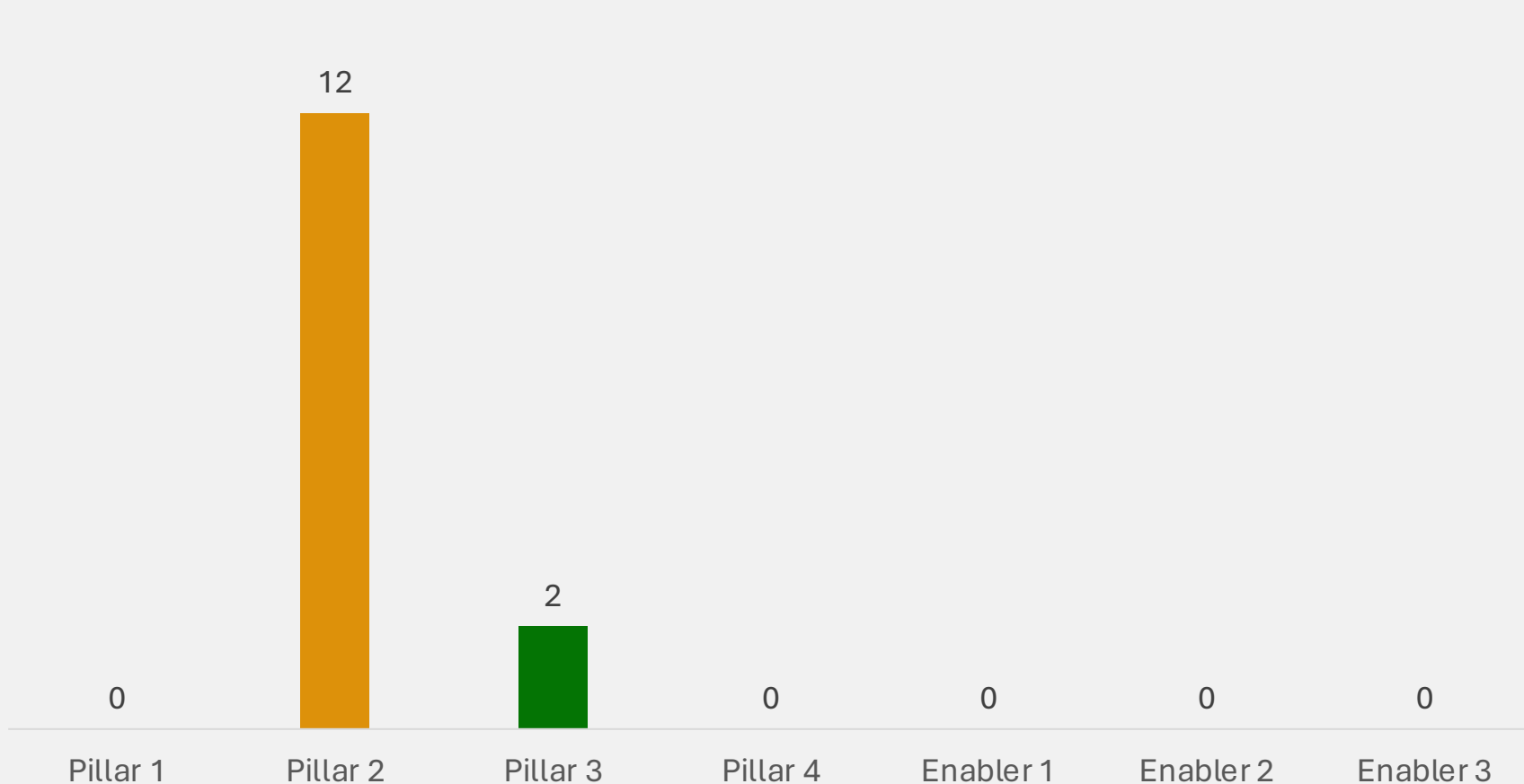
~~₦~~0.00

Total Cost of AOP (Enabler 3)

~~₦~~0.00

▪ The Highest Total Cost of AOP for LASUTH AOP for 2025 is in Pillar 2 with ~~₦~~4.48b.

Lagos State LASUTH Activities by Pillars & Enablers



14

Total No. of
LASUTH AOP
Activities



- Pillar 2 has the highest number of activities (12) for LASUTH

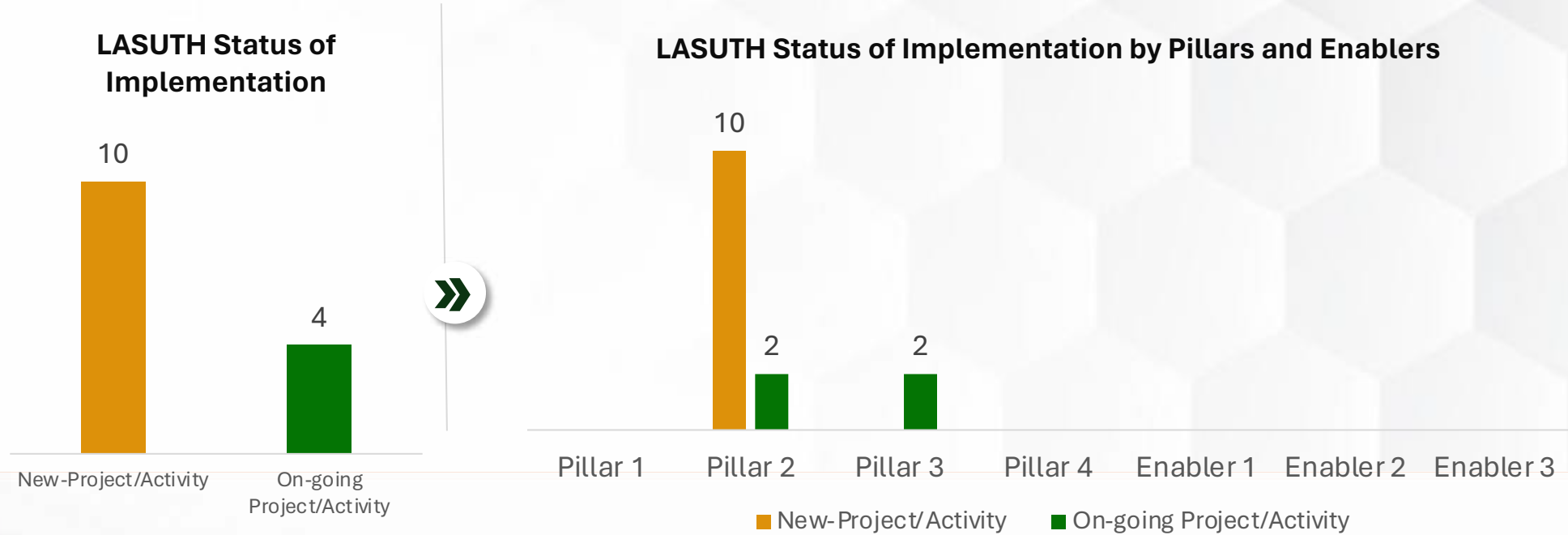
Pillar 1: Effective Governance
Pillar 3: Unlocking Value Chains

Pillar 2: Efficient, Equitable & Quality Health Systems
Pillar 4: Health Security

Enabler 1: Data Digitisation
Enabler 2: Financing

Enabler 3: Culture & Talent

Lagos State LASUTH 2025 AOP: An Analysis of Priority Interventions



- LASUTH has more new activities than ongoing activities which suggest that there are more recent project planned for 2025.
- There are more new activities than ongoing in Pillar 2 with the highest number of activities.

	PILLAR 1	PILLAR 2	PILLAR 3	PILLAR 4	ENABLER 1	ENABLER 2	ENABLER 3
Number of Activities	There are no activities under this pillar	<ul style="list-style-type: none">12 priority Activities	<ul style="list-style-type: none">2 priority Activities	There are no activities under this pillar	There are no activities under this pillar	There are no activities under this pillar	There are no activities under this pillar
Level of Implementation (State, LGA, Facility, Community)	There are no activities under this pillar	<ul style="list-style-type: none">12 Health Training Institution	<ul style="list-style-type: none">2 Health Training Institution	There are no activities under this pillar	There are no activities under this pillar	There are no activities under this pillar	There are no activities under this pillar
Status of Implementation	There are no activities under this pillar	<ul style="list-style-type: none">2 ongoing projects10 new projects.	<ul style="list-style-type: none">2 ongoing project	There are no activities under this pillar	There are no activities under this pillar	There are no activities under this pillar	There are no activities under this pillar

Lagos State 2025 AOP: Cost of AOP and Strategic Priority Mapping for LASUCOM



LASUCOM Total Cost of AOP, Sources of Funding and Funding Gap.

Total Cost of AOP

~~₦~~13.58B

Total Government Funding for AOP

~~₦~~3.20B

23.6%

Total Number of AOP Activities

52

Total Development Partner Fund for AOP

~~₦~~0.00

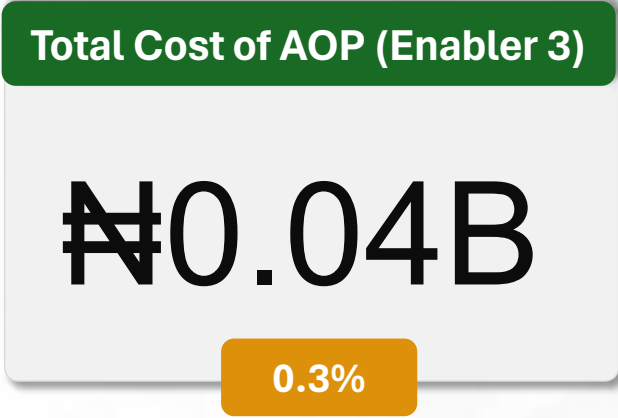
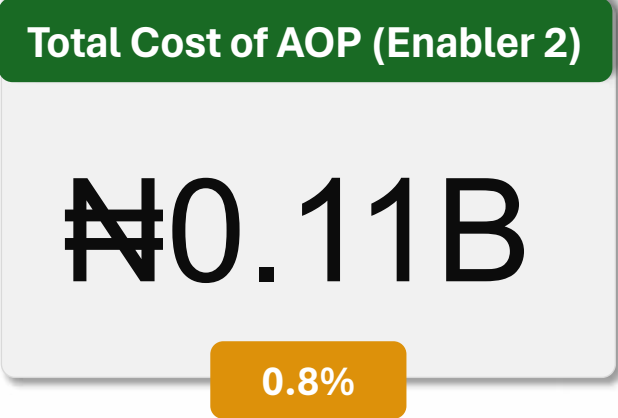
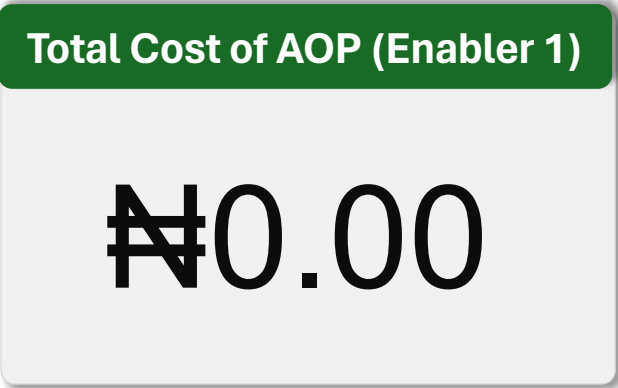
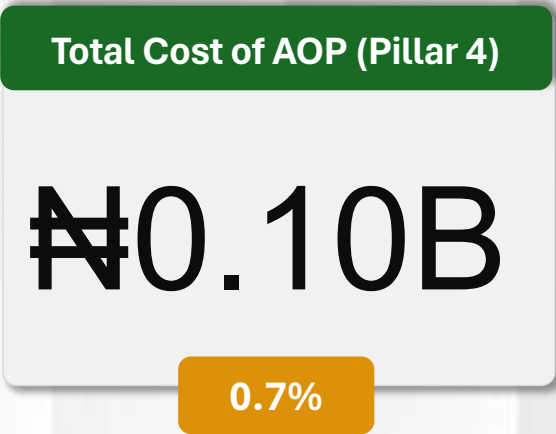
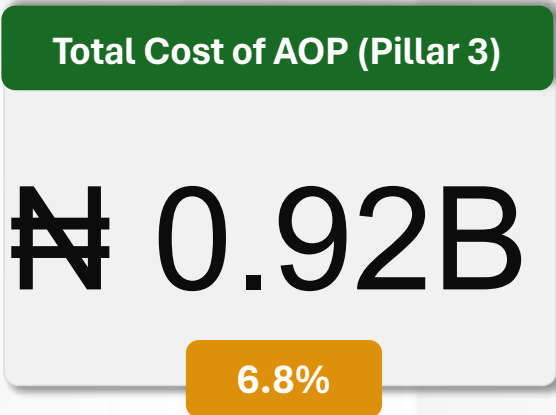
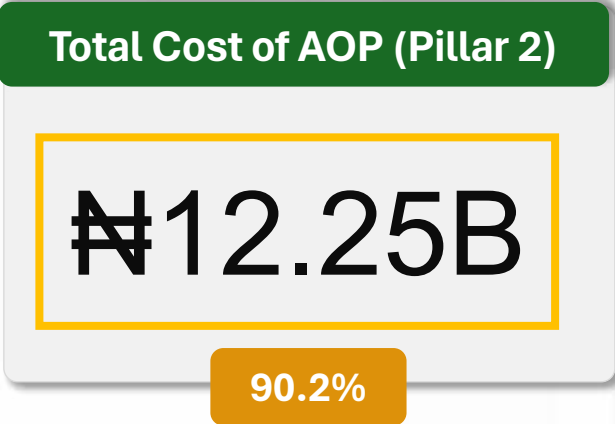
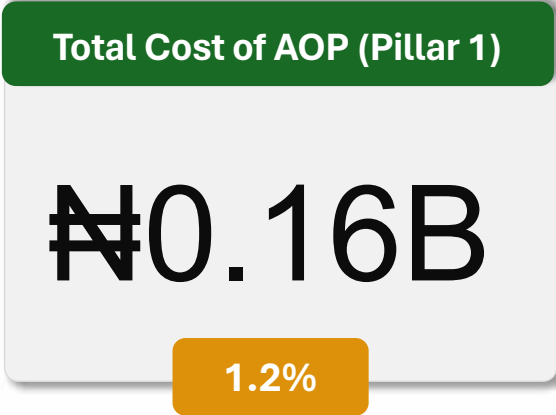
Total AOP Funding Gap

~~₦~~10.38B

76.4%

- The Total Lagos State **LASUTH** AOP for 2025 has a total of ~~₦~~13.58 Billion with 52 activities.

Total Cost of Lagos State LASUCOM AOP by Pillars and Enablers



▪ The Highest Total Cost of AOP for LASUTH AOP for 2025 is in Pillar 2 with ~~₦~~12.25b.

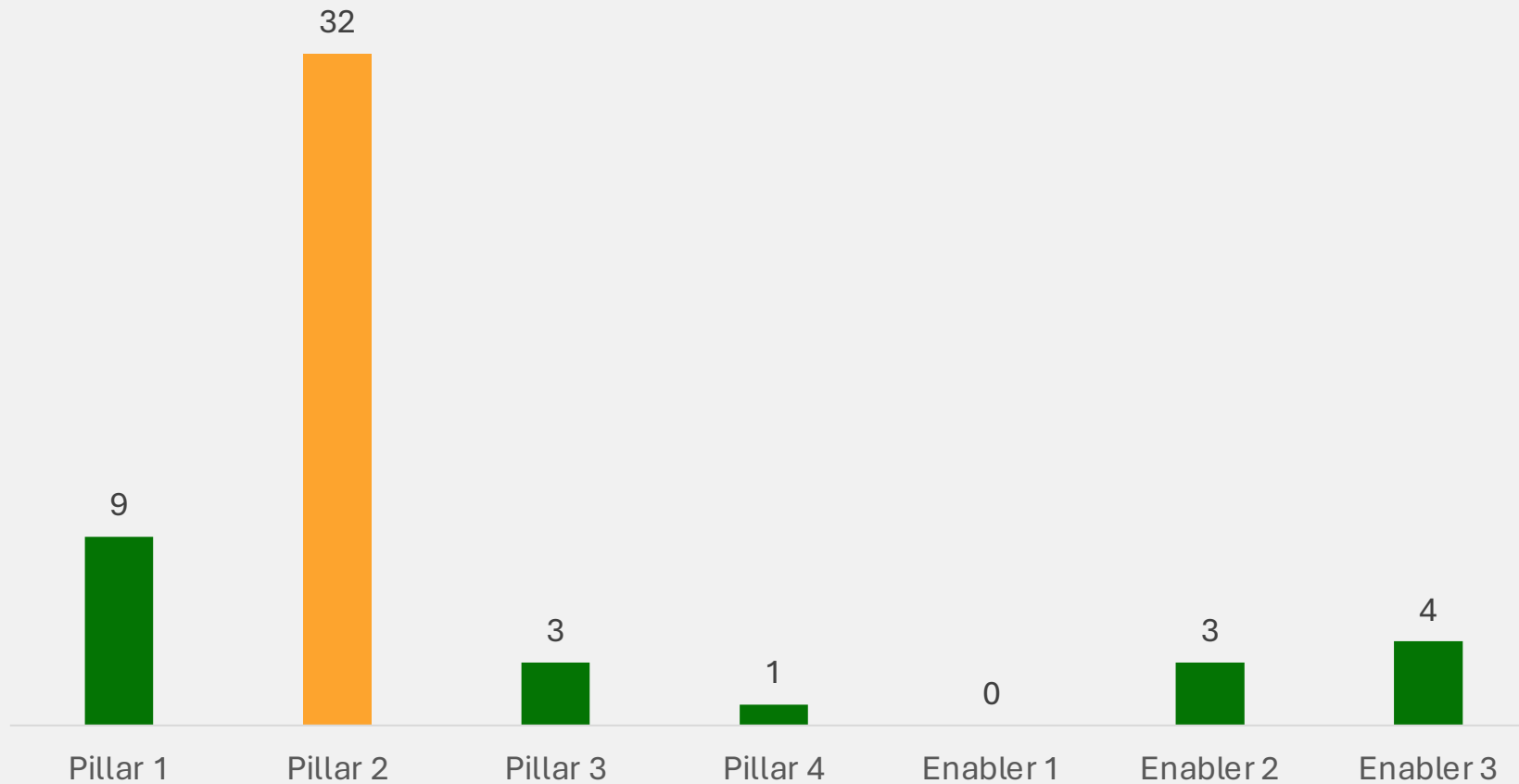
Lagos State LASUCOM Activities by Pillars & Enablers

52

Total No. of
LASUCOM
AOP
Activities



- Pillar 2 has the highest number of activities (32) for LASUCOM



Pillar 1: Effective Governance
Pillar 3: Unlocking Value Chains

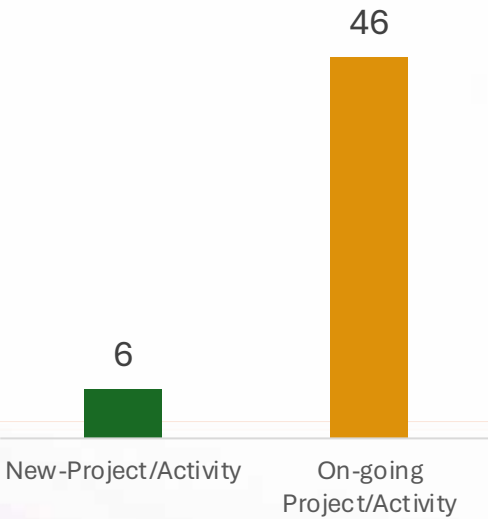
Pillar 2: Efficient, Equitable & Quality Health Systems
Pillar 4: Health Security

Enabler 1: Data Digitisation
Enabler 2: Financing

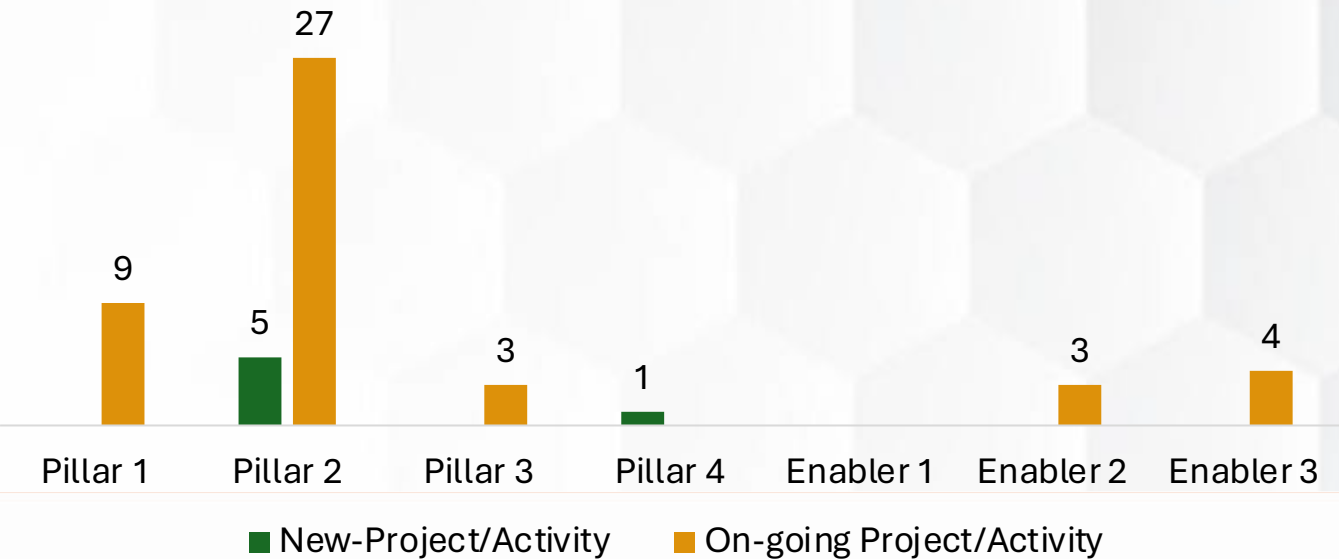
Enabler 3: Culture & Talent

Lagos State LASUCOM 2025 AOP: An Analysis of Priority Interventions

LASUCOM Status of Implementation



LASUCOM Status of Implementation by Pillars and Enablers



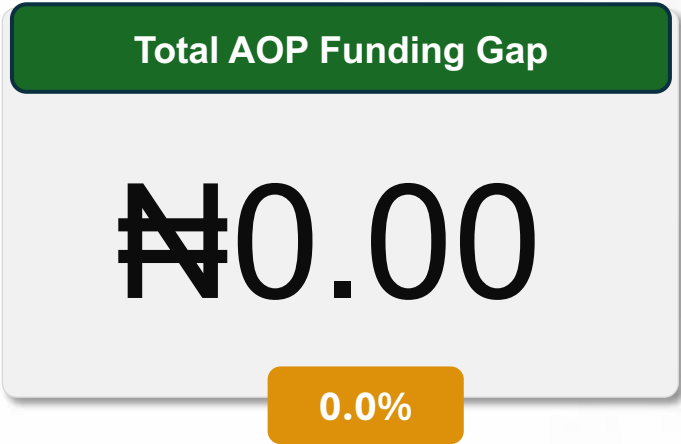
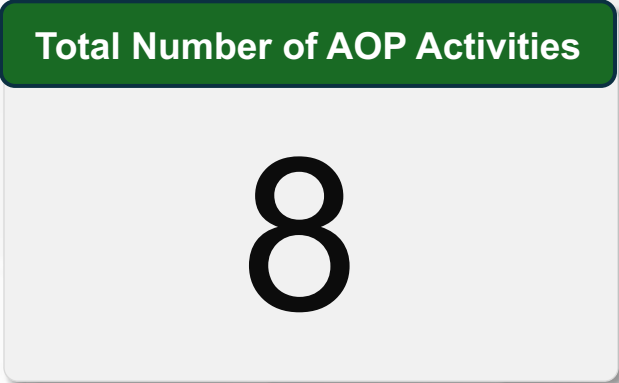
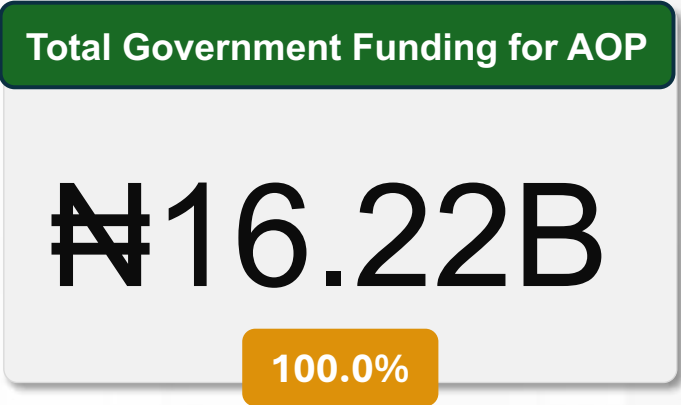
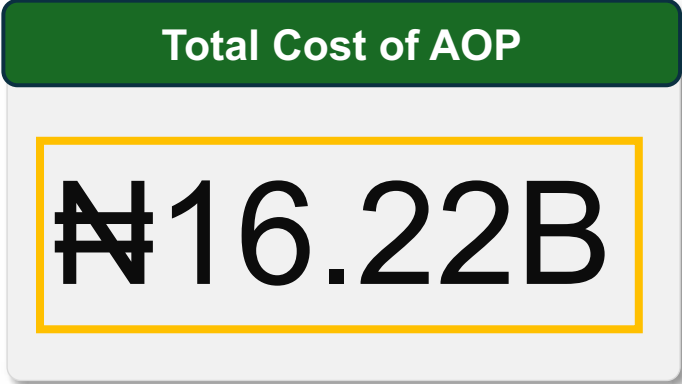
- LASUCOM has more ongoing activities than new activities which suggest that there are more recent project planned for 2025.
- There are more new activities than ongoing in Pillar 2 with the highest number of activities.

	PILLAR 1	PILLAR 2	PILLAR 3	PILLAR 4	ENABLER 1	ENABLER 2	ENABLER 3
Number of Activities	<ul style="list-style-type: none">9 priority Activities	<ul style="list-style-type: none">32 priority Activities	<ul style="list-style-type: none">3 priority Activities	<ul style="list-style-type: none">1 priority Activities	<div>There are no activities under this pillar</div>	<ul style="list-style-type: none">3 priority Activities	<ul style="list-style-type: none">4 priority Activities
Level of Implementation (State, LGA, Facility, Community)	<ul style="list-style-type: none">9 Health Training Institution	<ul style="list-style-type: none">32 Health Training Institution	<ul style="list-style-type: none">3 Health Training Institution	<ul style="list-style-type: none">1 Health Training Institution	<div>There are no activities under this pillar</div>	<ul style="list-style-type: none">3 Health Training Institution	<ul style="list-style-type: none">4 Health Training Institution
Status of Implementation	<ul style="list-style-type: none">9 ongoing project	<ul style="list-style-type: none">27 ongoing projects5 new projects.	<ul style="list-style-type: none">3 ongoing project	<ul style="list-style-type: none">1 new project	<div>There are no activities under this pillar</div>	<ul style="list-style-type: none">3 ongoing project	<ul style="list-style-type: none">4 ongoing project

Lagos State 2025 AOP: Cost of AOP and Strategic Priority Mapping for Projects Implementation Unit (PIU)

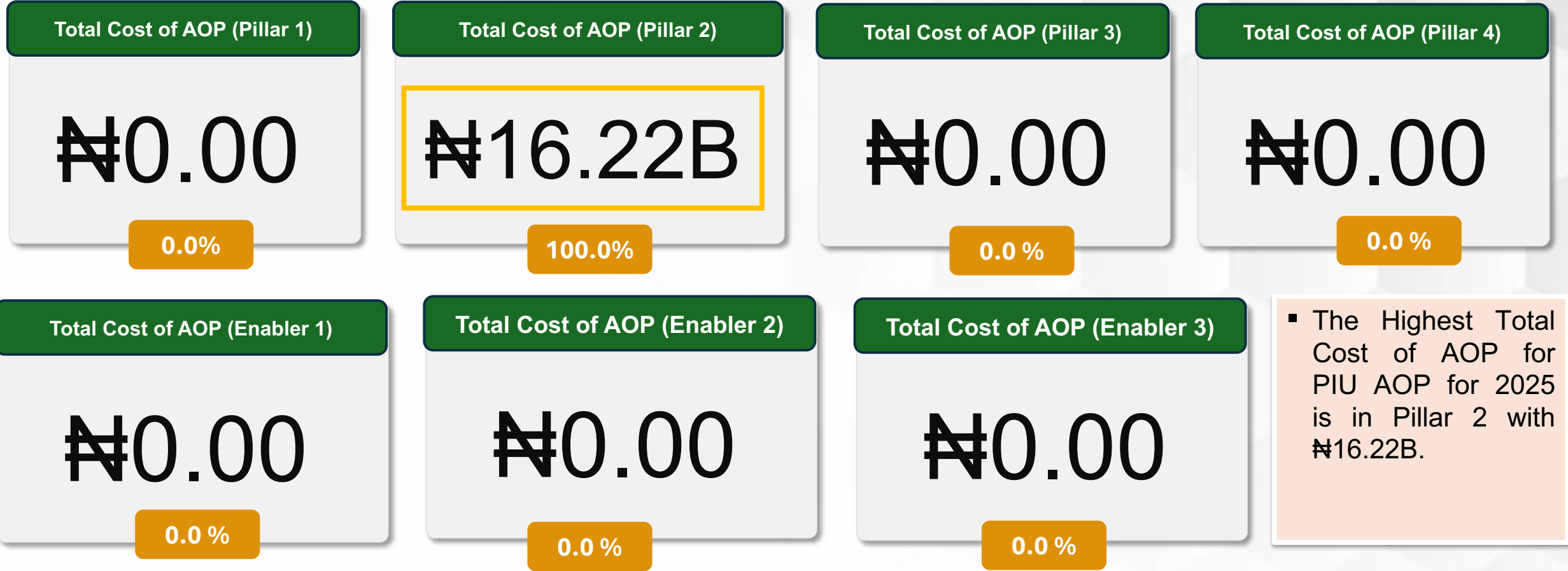


PIU Total Cost of AOP, Sources of Funding and Funding Gap.



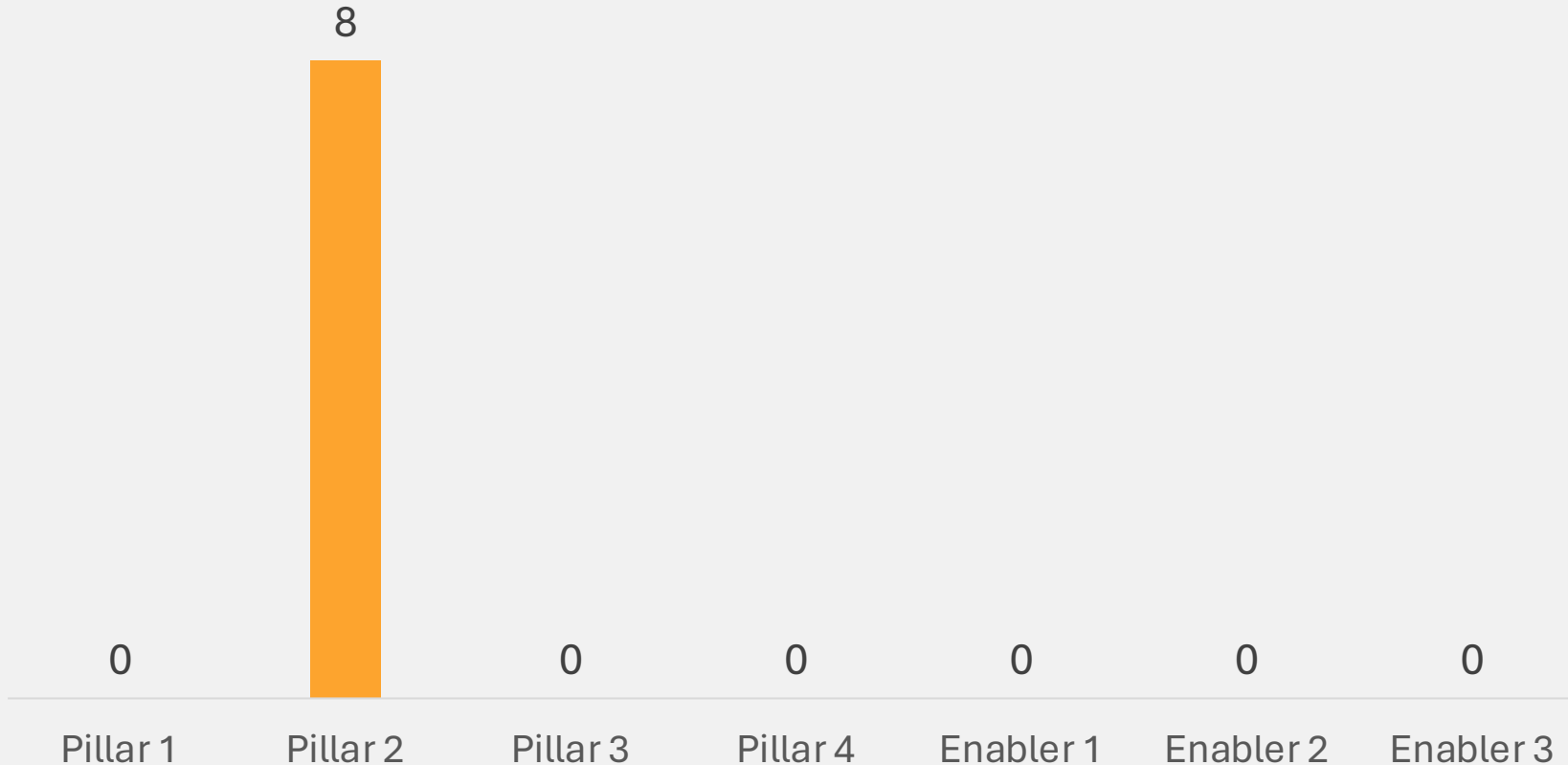
▪ The Total Project Implementation Unit (PIU) AOP for 2025 has a total of ~~₦~~16.22 Billion with 8 activities.

Total Cost of Lagos State PIU AOP by Pillars and Enablers



Lagos State Projects Implementation Unit Activities by Pillars & Enablers

TOTAL ACTIVITIES BY PILLARS AND ENABLERS



8

Total No. of
PIU AOP
Activities



- Pillar 2 has the highest number of activities (8) for Projects Implementation Unit (PIU)

Pillar 1: Effective Governance
Pillar 3: Unlocking Value Chains

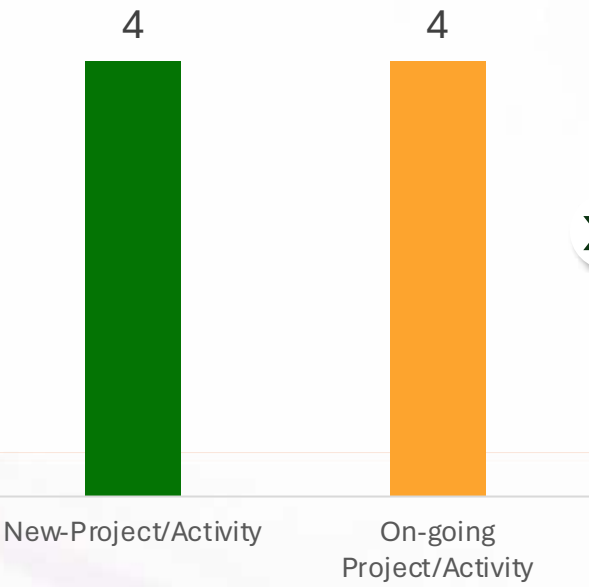
Pillar 2: Efficient, Equitable & Quality Health Systems
Pillar 4: Health Security

Enabler 1: Data Digitisation
Enabler 2: Financing

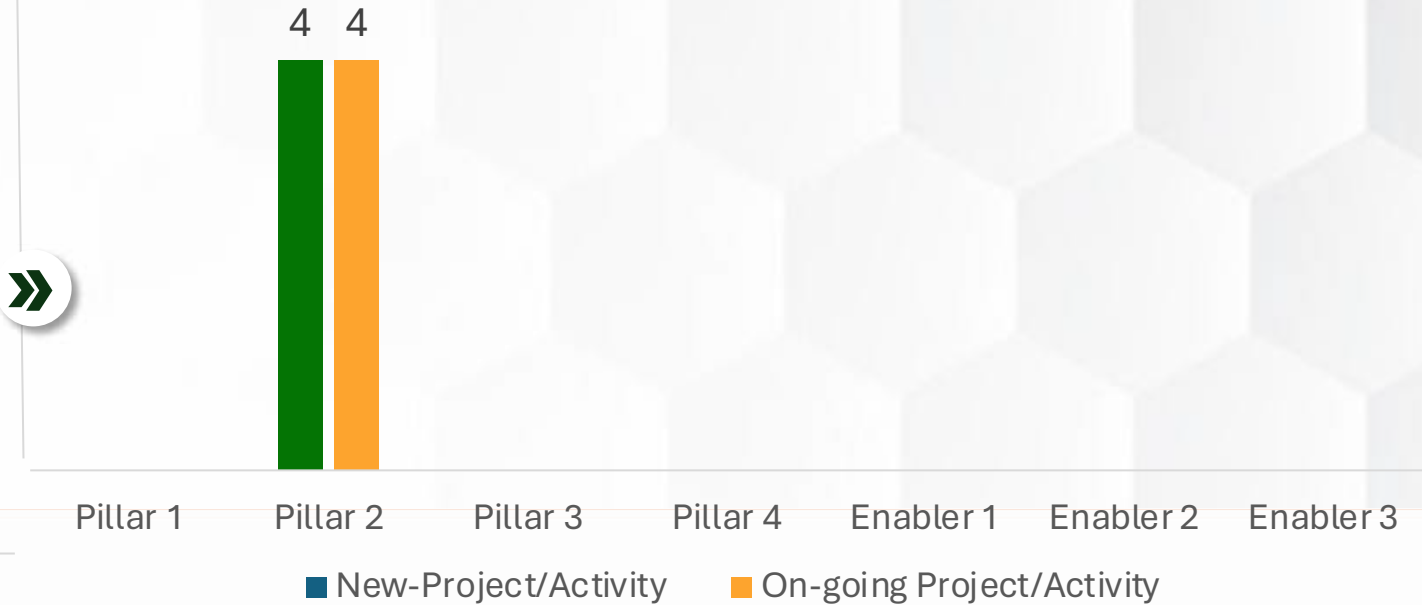
Enabler 3: Culture & Talent

Lagos State PIU 2025 AOP: An Analysis of Priority Interventions

PIU by Status of Implementation



PIU Status of Implementation by Pillars and Enablers



- PIU has equal number of new activities and ongoing for the project planned for 2025.
- There are equal number of new activities and ongoing in Pillar 2 with the highest number of activities.

	PILLAR 1	PILLAR 2	PILLAR 3	PILLAR 4	ENABLER 1	ENABLER 2	ENABLER 3
Number of Activities	There are no activities under this pillar	<div>8 priority Activities</div>	There are no activities under this pillar	There are no activities under this pillar	There are no activities under this pillar	There are no activities under this pillar	There are no activities under this pillar
Level of Implementation (State, LGA, Facility, Community)	There are no activities under this pillar	6 State Level, 2 Tertiary Level	There are no activities under this pillar	There are no activities under this pillar	There are no activities under this pillar	There are no activities under this pillar	There are no activities under this pillar
Status of Implementation	There are no activities under this pillar	<div>4 ongoing projects.</div> <div>4 new activities</div>	There are no activities under this pillar	There are no activities under this pillar	There are no activities under this pillar	There are no activities under this pillar	There are no activities under this pillar

Lagos State 2025 AOP: Cost of AOP and Strategic Priority Mapping for DMAT



DMAT Total Cost of AOP, Sources of Funding and Funding Gap.

Total Cost of AOP

~~₦~~3.16B

Total Government Funding for AOP

~~₦~~0.51B

16.3%

Total Number of AOP Activities

29

Total Development Partner Fund for AOP

~~₦~~0.00

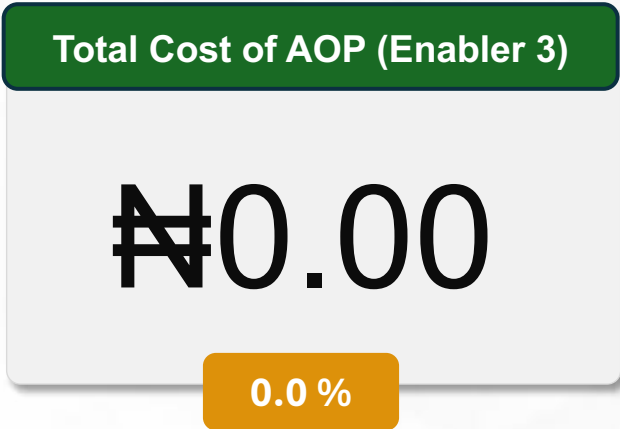
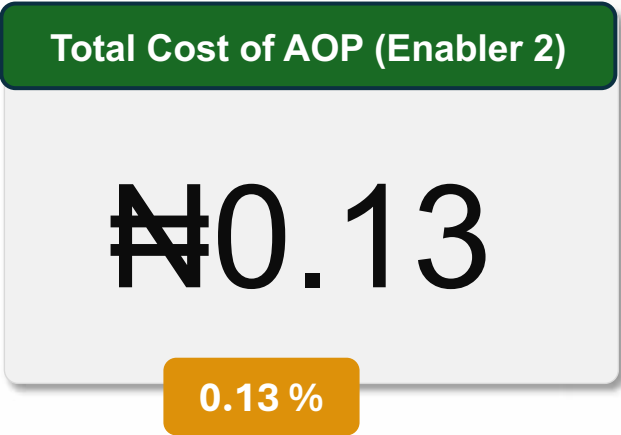
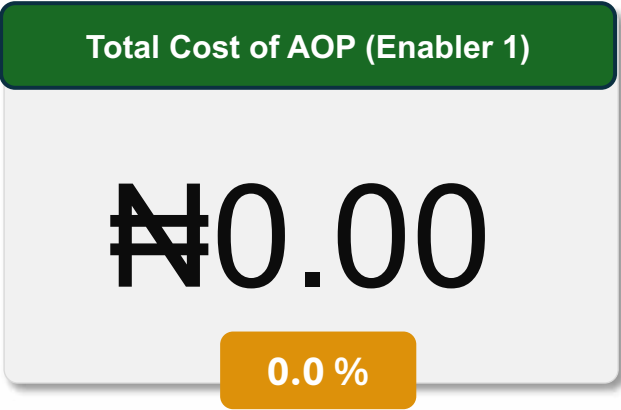
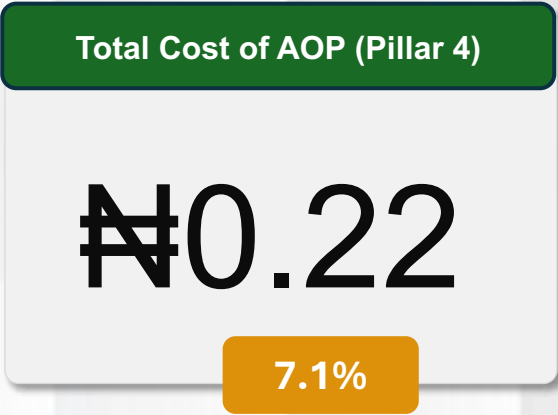
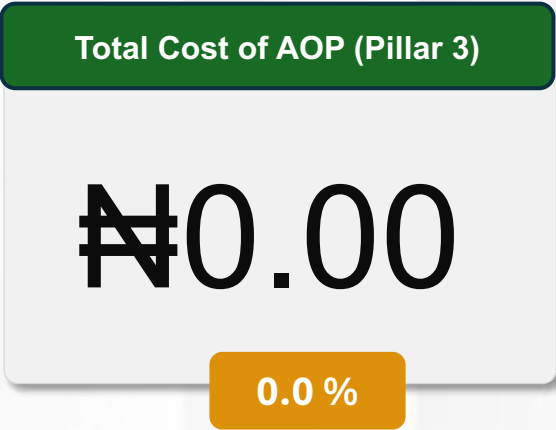
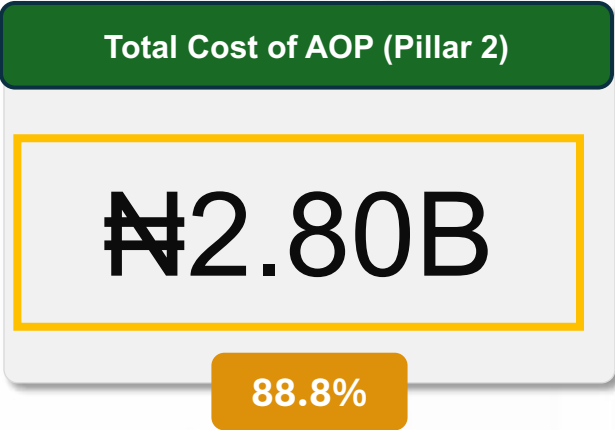
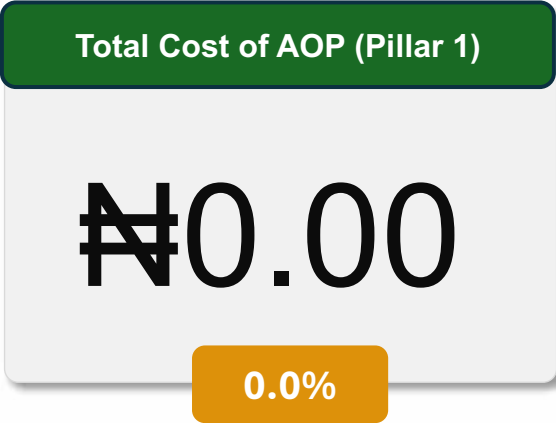
Total AOP Funding Gap

~~₦~~2.64

83.7%

- The Total DMAT AOP for 2025 has a total of ~~₦~~3.16 Billion with 29 activities.

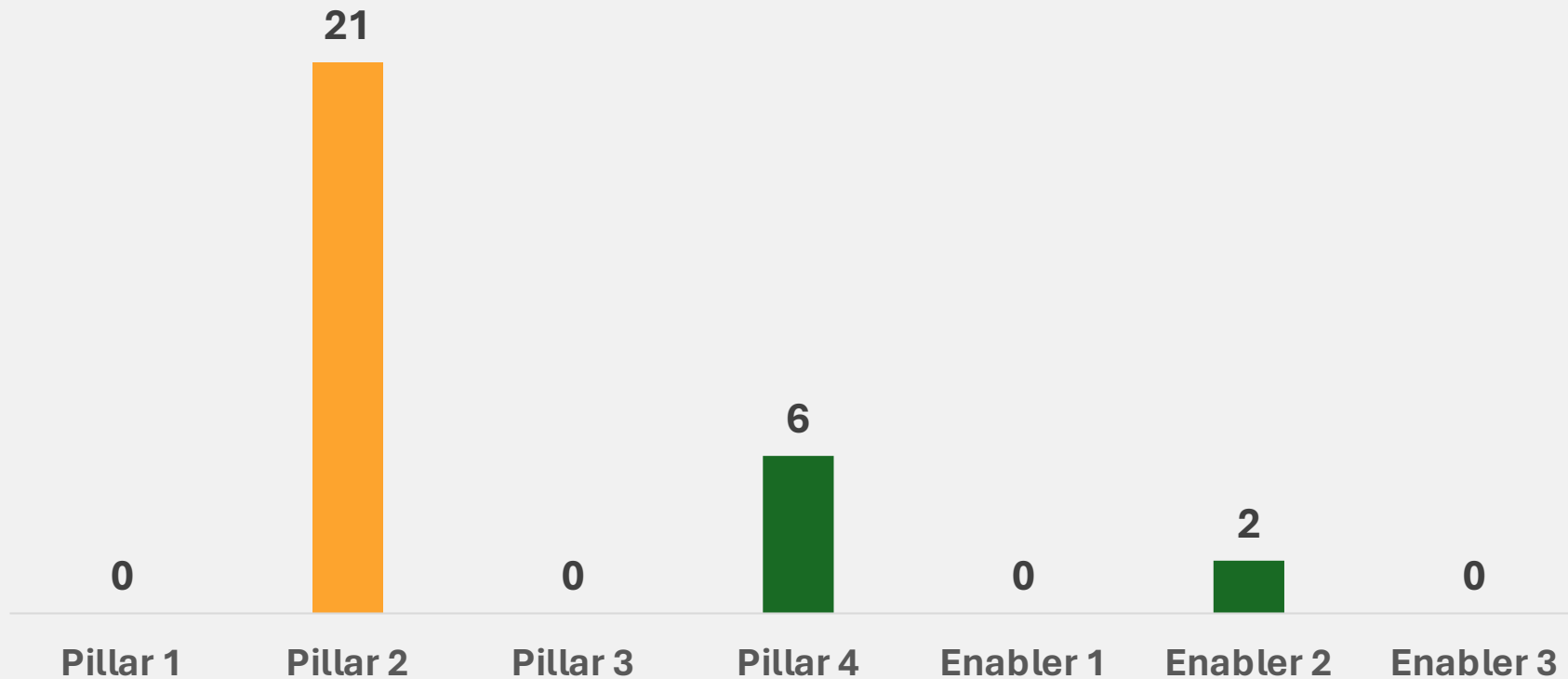
Total Cost of Lagos State DMAT AOP by Pillars and Enablers



▪ The Highest Total Cost of AOP for DMAT AOP for 2025 is in Pillar 2 with ~~₦~~2.80B.

Lagos State DMAT Activities by Pillars & Enablers

TOTAL ACTIVITIES BY PILLARS AND ENABLERS



29

Total No. of
DMAT AOP
Activities



- Pillar 2 has the highest number of activities (21) for DMAT

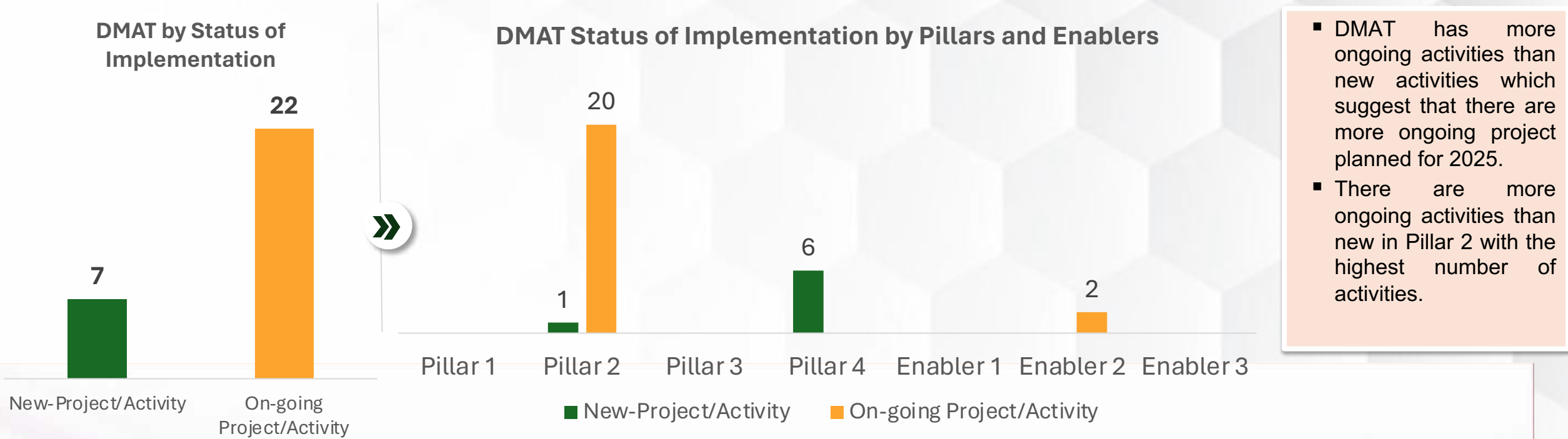
Pillar 1: Effective Governance
Pillar 3: Unlocking Value Chains

Pillar 2: Efficient, Equitable & Quality Health Systems
Pillar 4: Health Security

Enabler 1: Data Digitisation
Enabler 2: Financing

Enabler 3: Culture & Talent

Lagos State DMAT 2025 AOP: An Analysis of Priority Interventions



	PILLAR 1	PILLAR 2	PILLAR 3	PILLAR 4	ENABLER 1	ENABLER 2	ENABLER 3
Number of Activities	There are no activities under this pillar	<ul style="list-style-type: none">21 priority Activities	There are no activities under this pillar	6 New Activities	There are no activities under this pillar	2 Priority Activities	There are no activities under this pillar
Level of Implementation (State, LGA, Facility, Community)	There are no activities under this pillar	12 State Level, 2 LGA Level, 4 Workplace, 2, Secondary and 1 PHC Level	There are no activities under this pillar	2 State Level, 6 Workplace Level	There are no activities under this pillar	There are no activities under this pillar	There are no activities under this pillar
Status of Implementation	There are no activities under this pillar	<ul style="list-style-type: none">4 ongoing projects.4 new activities	There are no activities under this pillar	6 New Activities	There are no activities under this pillar	2 Ongoing Activities	There are no activities under this pillar

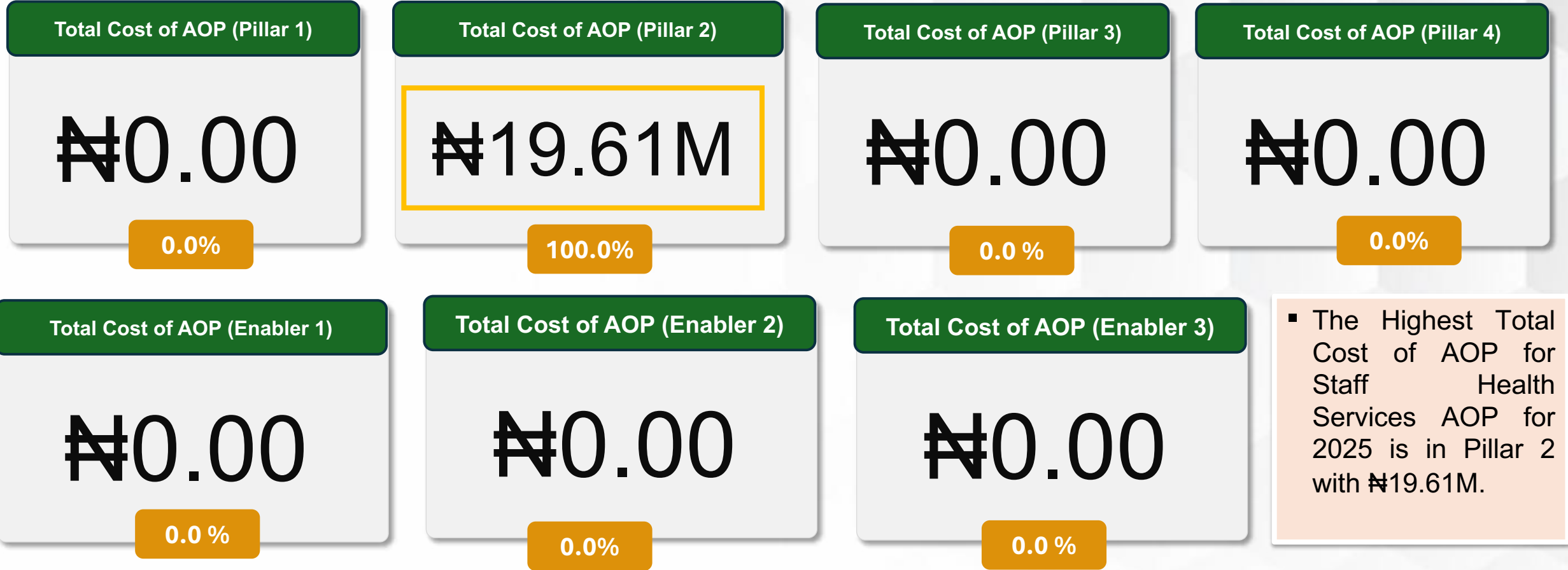
Lagos State 2025 AOP: Cost of AOP and Strategic Priority Mapping for STAFF HEALTH SERVICES



STAFF HEALTH SERVICES Total Cost of AOP, Sources of Funding and Funding Gap.**Total Cost of AOP****~~₦~~94.61M****Total Government Funding for AOP****~~₦~~75.00M****79.3%****Total Number of AOP Activities****8****Total Development Partner Fund
for AOP****~~₦~~0.00****Total AOP Funding Gap****~~₦~~19.61M****20.7%**


- The Total Staff Health Services AOP for 2025 has a total of ~~₦~~94.61 Million with 8 activities.

Total Cost of Lagos State Staff Health Services AOP by Pillars and Enablers



Lagos State STAFF HEALTH SERVICES Activities by Pillars & Enablers

TOTAL ACTIVITIES BY PILLARS AND ENABLERS



8

Total No. of
Staff Health
Services AOP
Activities



- Pillar 2 has the highest number of activities (8) for Staff Health Services

Pillar 1: Effective Governance
Pillar 3: Unlocking Value Chains

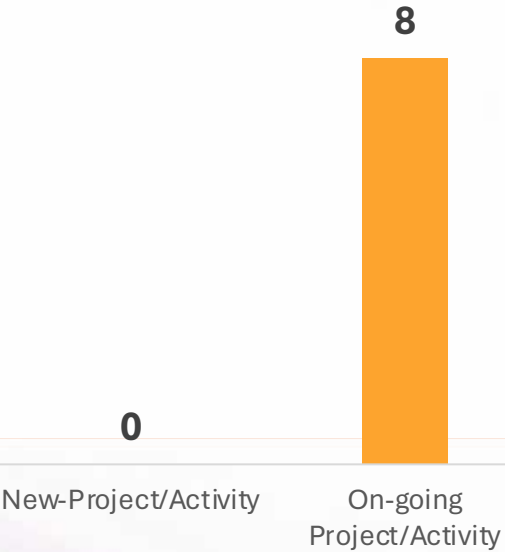
Pillar 2: Efficient, Equitable & Quality Health Systems
Pillar 4: Health Security

Enabler 1: Data Digitisation
Enabler 2: Financing

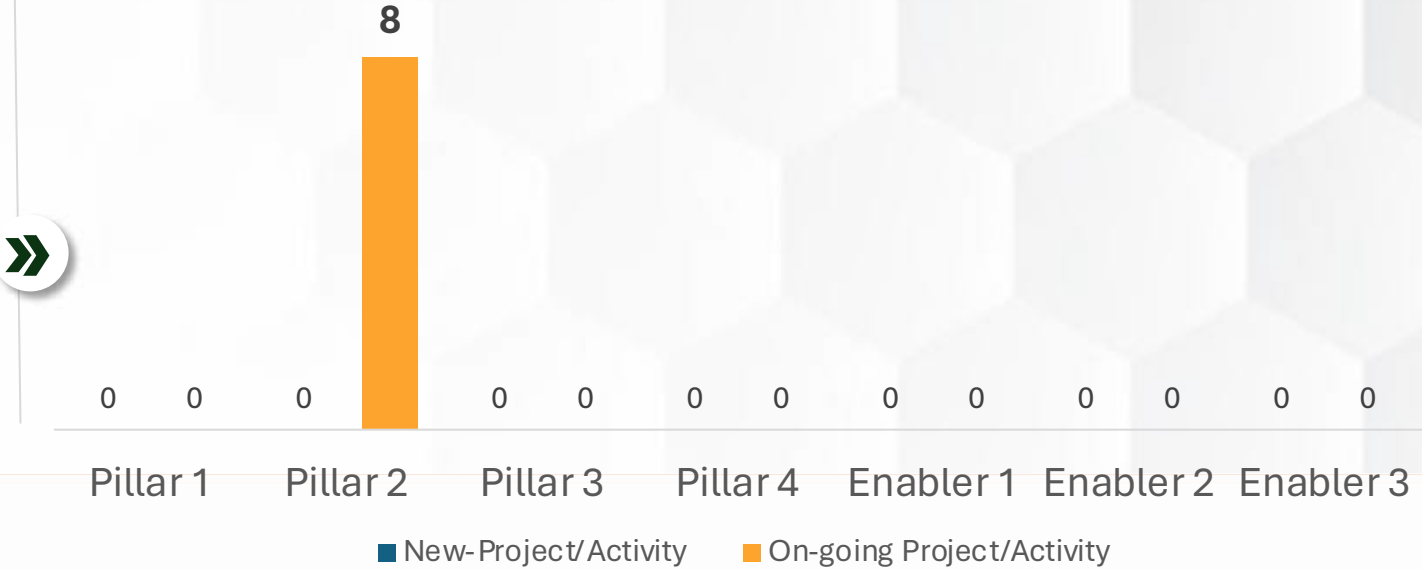
Enabler 3: Culture & Talent

Lagos State Staff Health Services 2025 AOP: An Analysis of Priority Interventions

SHS by Status of Implementation



SHS Status of Implementation by Pillars and Enablers



- SHS has only ongoing activities for their project planned for 2025.
- There are only ongoing activities in Pillar 2 with the highest number of activities.

	PILLAR 1	PILLAR 2	PILLAR 3	PILLAR 4	ENABLER 1	ENABLER 2	ENABLER 3
Number of Activities	There are no activities under this pillar	<div>8 priority Activities</div>	There are no activities under this pillar	There are no activities under this pillar	There are no activities under this pillar	There are no activities under this pillar	There are no activities under this pillar
Level of Implementation (State, LGA, Facility, Community)	There are no activities under this pillar	8 PHC Level	There are no activities under this pillar	There are no activities under this pillar	There are no activities under this pillar	There are no activities under this pillar	There are no activities under this pillar
Status of Implementation	There are no activities under this pillar	<div>8 ongoing projects.</div>	There are no activities under this pillar	There are no activities under this pillar	There are no activities under this pillar	There are no activities under this pillar	There are no activities under this pillar

Lagos State 2025 AOP: Cost of AOP and Strategic Priority Mapping for DEPARTMENT OF NURSING SERVICES (DNS)



DNS Total Cost of AOP, Sources of Funding and Funding Gap.

Total Cost of AOP

~~₦~~361.02M

Total Government Funding for AOP

~~₦~~19.76M

5.5%

Total Number of AOP Activities

15

Total Development Partner Fund for AOP

~~₦~~0.00

Total AOP Funding Gap

~~₦~~341.27M

94.5%

- The Total DNS AOP for 2025 has a total of ~~₦~~361.05 Million with 15 activities.

Total Cost of Lagos State Staff Health Services AOP by Pillars and Enablers

Total Cost of AOP (Pillar 1)

~~₦0.00~~

0.0%

Total Cost of AOP (Pillar 2)

~~₦19.61M~~

100.0%

Total Cost of AOP (Pillar 3)

~~₦0.00~~

0.0 %

Total Cost of AOP (Pillar 4)

~~₦0.00~~

0.0%

Total Cost of AOP (Enabler 1)

~~₦0.00~~

0.0 %

Total Cost of AOP (Enabler 2)

~~₦0.00~~

0.0%

Total Cost of AOP (Enabler 3)

~~₦0.00~~

0.0 %

▪ The Highest Total Cost of AOP for Staff Health Services AOP for 2025 is in Pillar 2 with ~~₦19.61M~~.

Lagos State DNS Activities by Pillars & Enablers

TOTAL ACTIVITIES BY PILLARS AND ENABLERS



15

Total No. of
DNS AOP
Activities



- Pillar 2 has the highest number of activities (8) for DNS

Pillar 1: Effective Governance
Pillar 3: Unlocking Value Chains

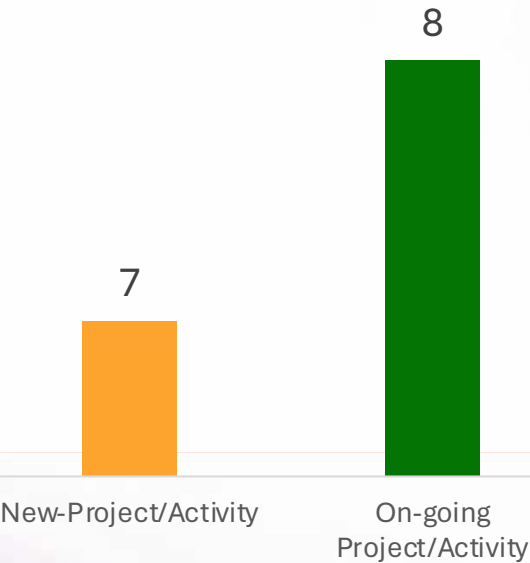
Pillar 2: Efficient, Equitable & Quality Health Systems
Pillar 4: Health Security

Enabler 1: Data Digitisation
Enabler 2: Financing

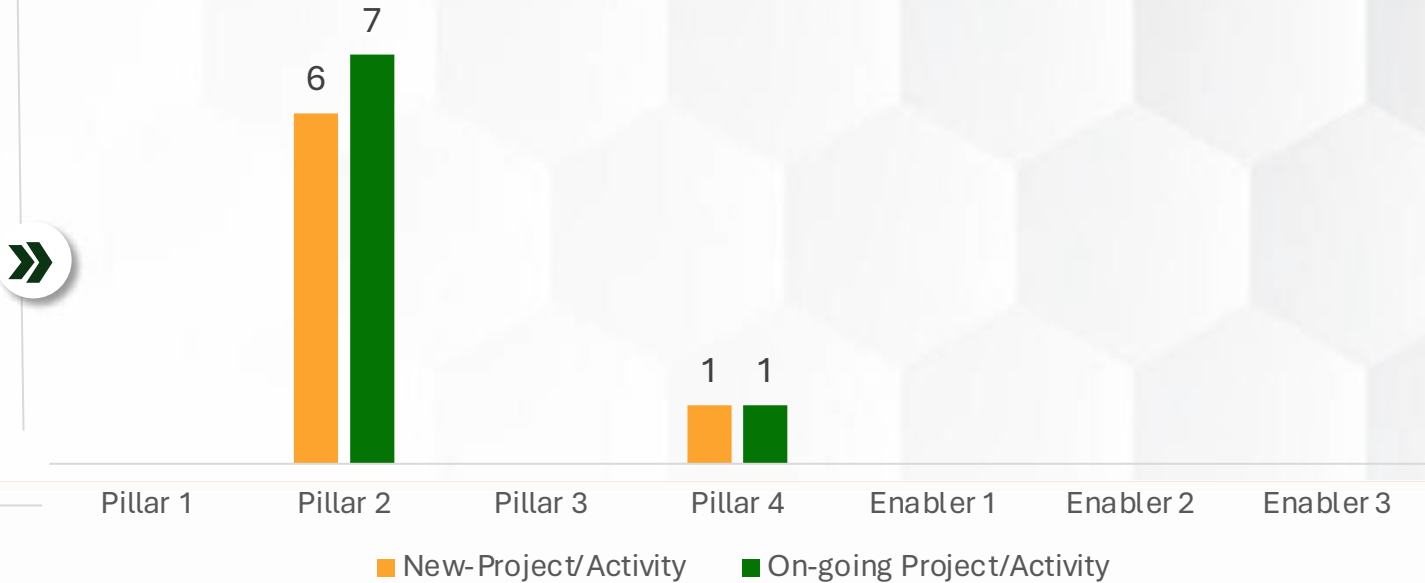
Enabler 3: Culture & Talent

Lagos State DNS 2025 AOP: An Analysis of Priority Interventions

DNS by Status of Implementation



DNS Status of Implementation by Pillars and Enablers



- DNS has more ongoing activities than new activities which suggest that there are more ongoing project planned for 2025.
- There are more ongoing activities than new in Pillar 2 with the highest number of activities.

PILLAR 1

PILLAR 2

PILLAR 3

PILLAR 4

ENABLER 1

ENABLER 2

ENABLER 3

Number of Activities	There are no activities under this pillar	<div>• 13 priority Activities</div>	There are no activities under this pillar	<div>▪ 2 priority Activities</div>	There are no activities under this pillar	There are no activities under this pillar	There are no activities under this pillar
Level of Implementation (State, LGA, Facility, Community)	There are no activities under this pillar	10 State/FCT, 3 Workplace Level	There are no activities under this pillar	2 State/FCT Level	There are no activities under this pillar	There are no activities under this pillar	There are no activities under this pillar
Status of Implementation	There are no activities under this pillar	<div>• 8 ongoing projects.</div>	There are no activities under this pillar	There are no activities under this pillar	There are no activities under this pillar	There are no activities under this pillar	There are no activities under this pillar

Lagos State 2025 AOP: Cost of AOP and Strategic Priority Mapping for EPIDEMIOLOGY & BIO-SECURITY



Epidemiology & Bio-security Total Cost of AOP, Sources of Funding and Funding Gap.

Total Cost of AOP

~~₦~~1.15B

Total Government Funding for AOP

~~₦~~1.15B

100.0%

Total Number of AOP Activities

23

Total Development Partner Fund for AOP

~~₦~~0.00

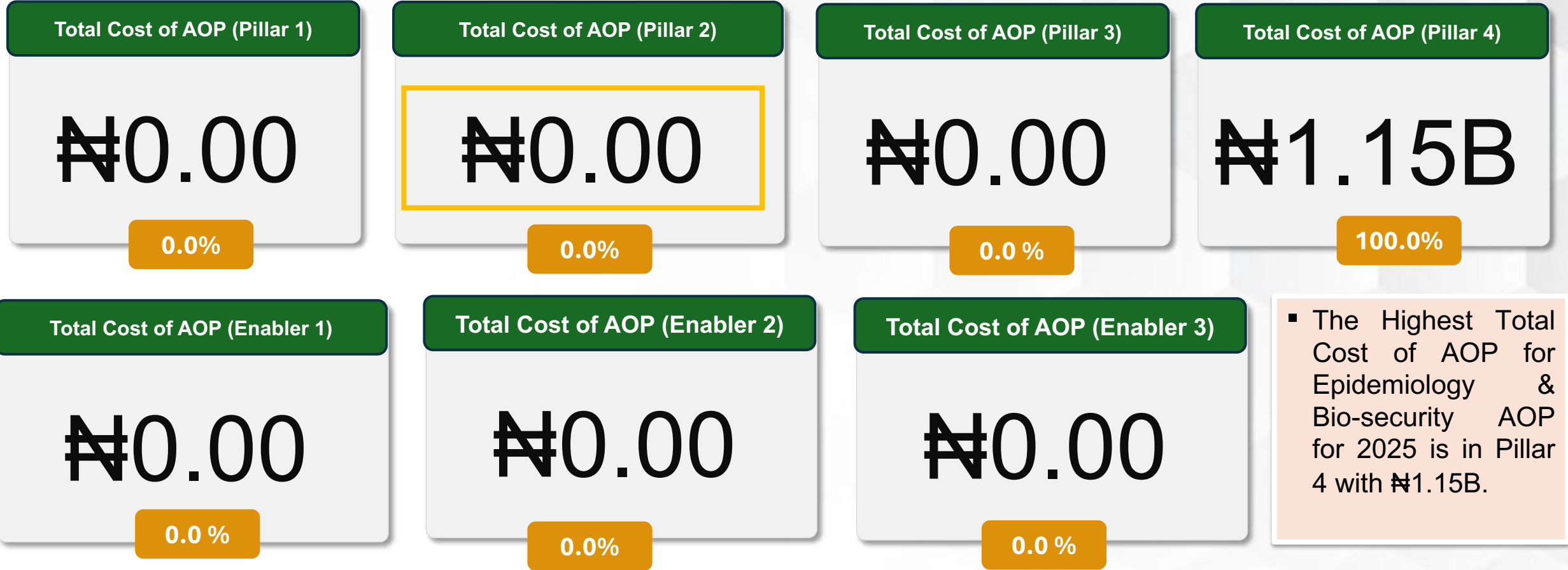
Total AOP Funding Gap

~~₦~~0.00

0.0%

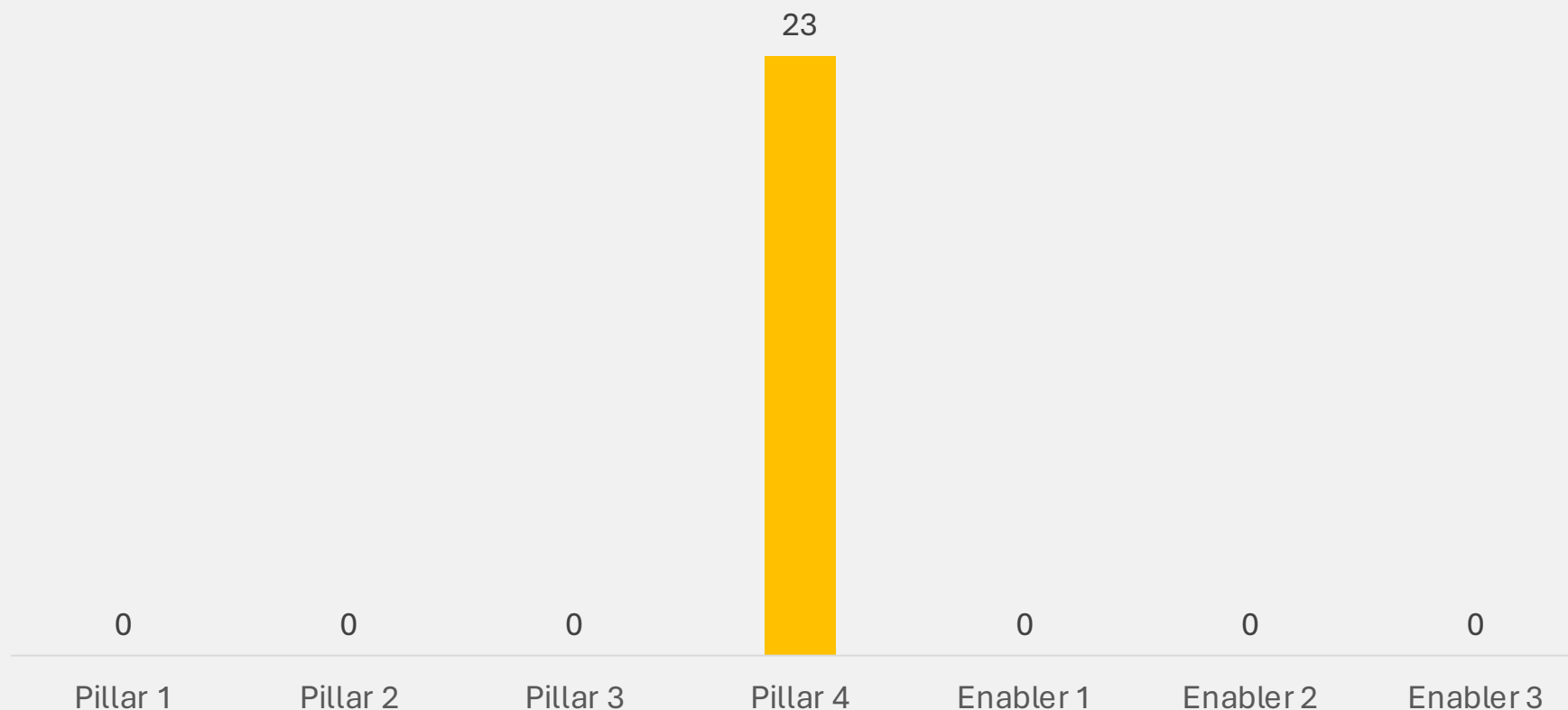
- The Total Epidemiology & Bio-security AOP for 2025 has a total of ₦1.15 Billion with 23 activities.

Total Cost of Lagos State Epidemiology & Bio-security AOP by Pillars and Enablers



Lagos State Epidemiology & Bio-security Activities by Pillars & Enablers

TOTAL ACTIVITIES BY PILLARS AND ENABLERS



23

Total No. of
Epid & Bio
AOP
Activities



- Pillar 4 has the highest number of activities (23) for Epid & Bio.

Pillar 1: Effective Governance
Pillar 3: Unlocking Value Chains

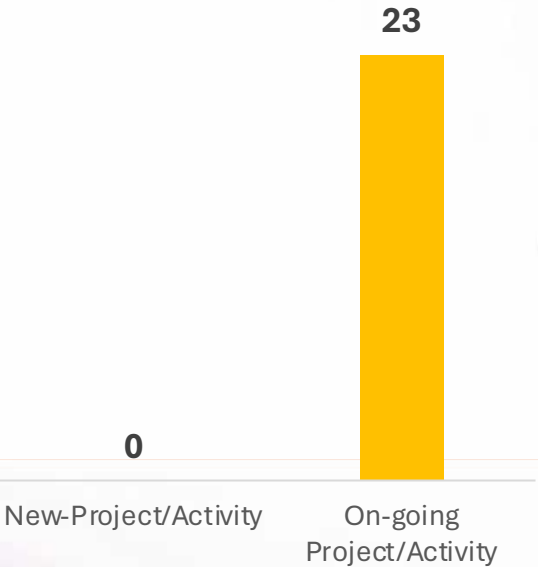
Pillar 2: Efficient, Equitable & Quality Health Systems
Pillar 4: Health Security

Enabler 1: Data Digitisation
Enabler 2: Financing

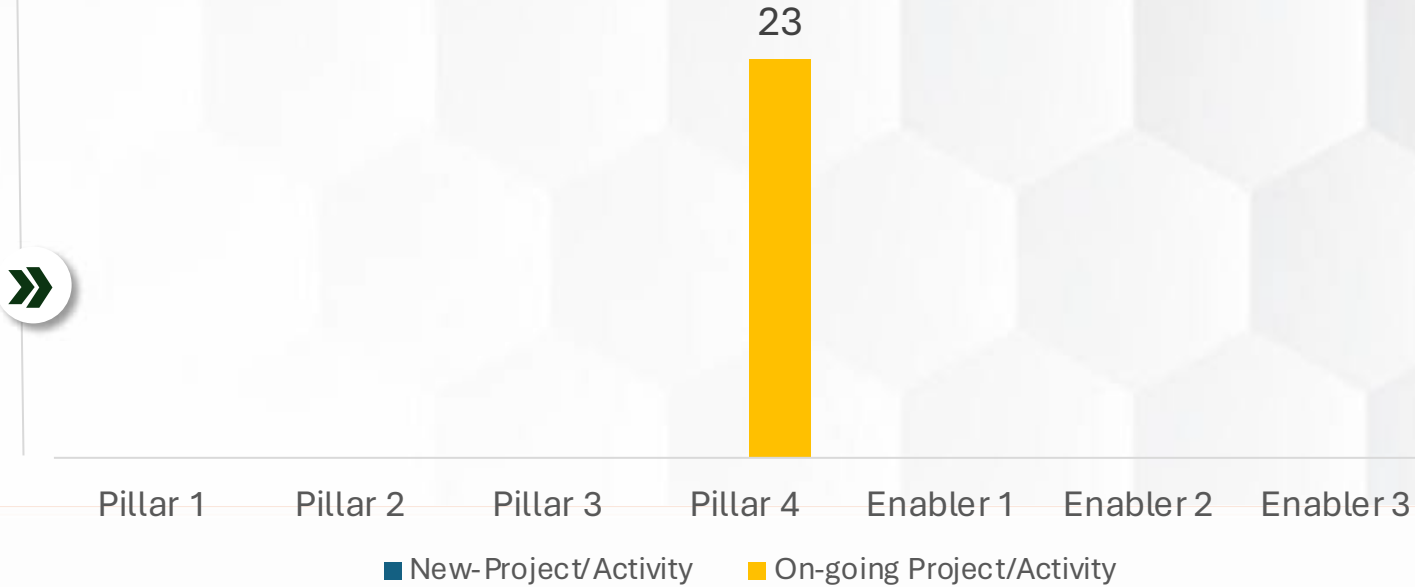
Enabler 3: Culture & Talent

Lagos State Epidemiology & Bio-security 2025 AOP: An Analysis of Priority Interventions

Epid & Bio by Status of Implementation



Epid & Bio Status of Implementation by Pillars and Enablers



- Epid & Bio has only ongoing activities for their project planned for 2025.
- There are only ongoing activities in Pillar 4 with the highest number of activities.

	PILLAR 1	PILLAR 2	PILLAR 3	PILLAR 4	ENABLER 1	ENABLER 2	ENABLER 3
Number of Activities	There are no activities under this pillar	There are no activities under this pillar	There are no activities under this pillar	<ul style="list-style-type: none">23 priority Activities	There are no activities under this pillar	There are no activities under this pillar	There are no activities under this pillar
Level of Implementation (State, LGA, Facility, Community)	There are no activities under this pillar	There are no activities under this pillar	There are no activities under this pillar	16 State/FCT Level, 3 LGA, 3 Community/Ward, 1 PHC Level	There are no activities under this pillar	There are no activities under this pillar	There are no activities under this pillar
Status of Implementation	There are no activities under this pillar	There are no activities under this pillar	There are no activities under this pillar	1 Ongoing Level	There are no activities under this pillar	There are no activities under this pillar	There are no activities under this pillar

Lagos State 2025 AOP: Cost of AOP and Strategic Priority Mapping for Pharmaceutical Services



Pharmaceutical Services Total Cost of AOP, Sources of Funding and Funding Gap.

Total Cost of AOP

~~₦~~1.08B

Total Government Funding for AOP

~~₦~~0.16B

15.1%

Total Number of AOP Activities

65

Total Development Partner Fund for AOP

~~₦~~0.02B

20.0%

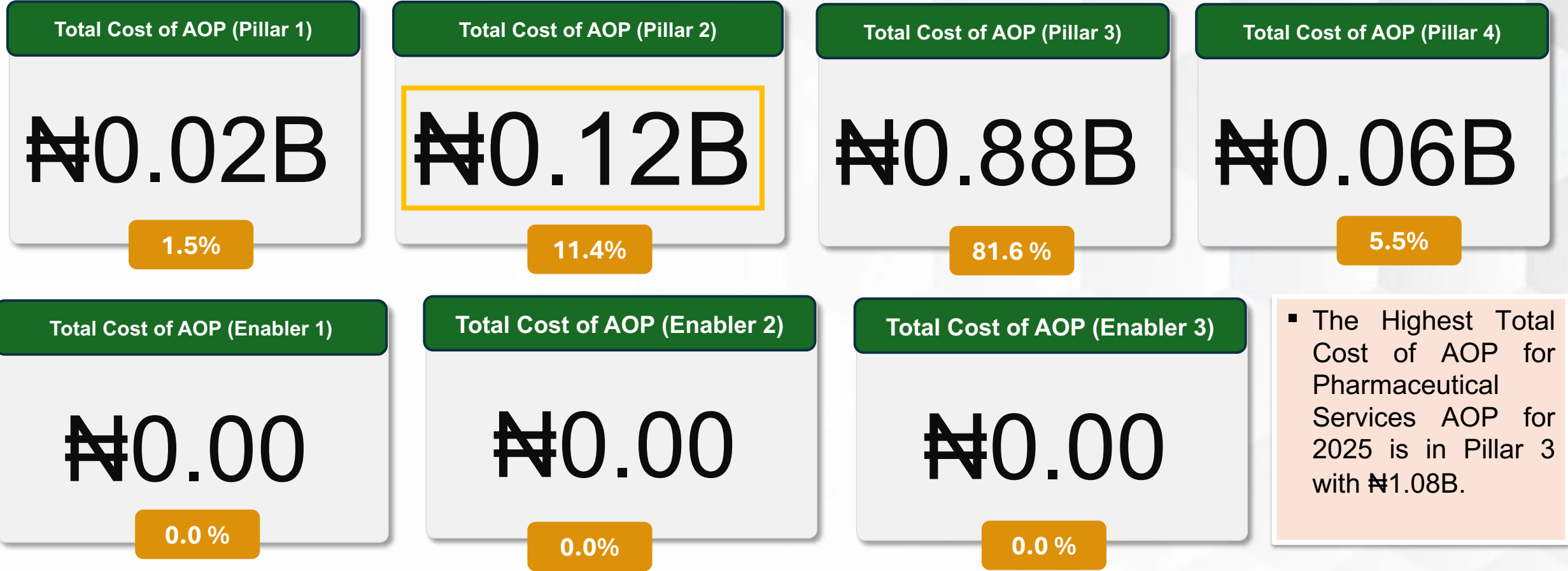
Total AOP Funding Gap

~~₦~~0.89B

83.0%

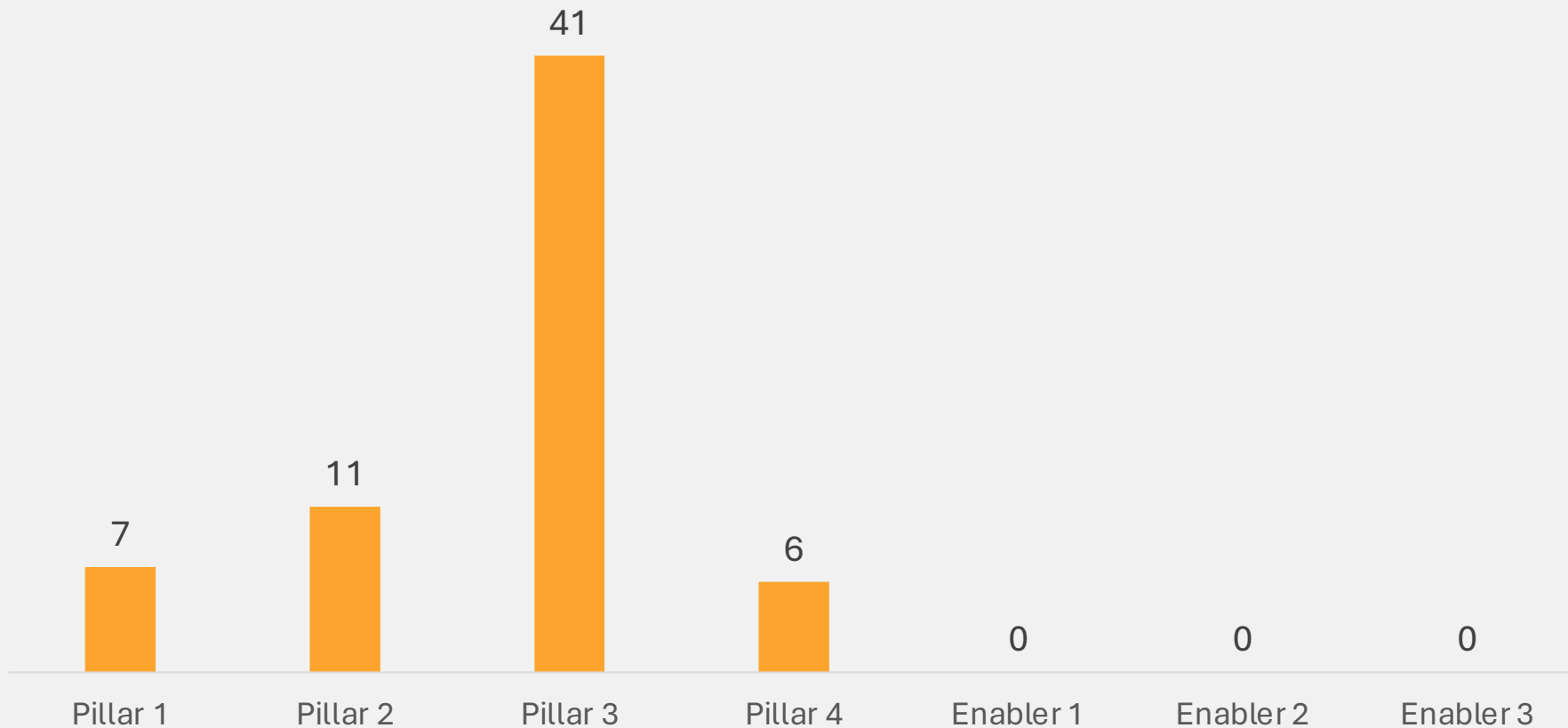
- The Total Pharmaceutical Services AOP for 2025 has a total of ~~₦~~1.08 Billion with 65 activities.

Total Cost of Lagos State Pharmaceutical Services AOP by Pillars and Enablers



Lagos State Pharmaceutical Services Activities by Pillars & Enablers

TOTAL ACTIVITIES BY PILLARS AND ENABLERS



65

Total No. of
Pharm
Services AOP
Activities



- Pillar 3 has the highest number of activities (41) for Pharmaceutical Services.

Pillar 1: Effective Governance
Pillar 3: Unlocking Value Chains

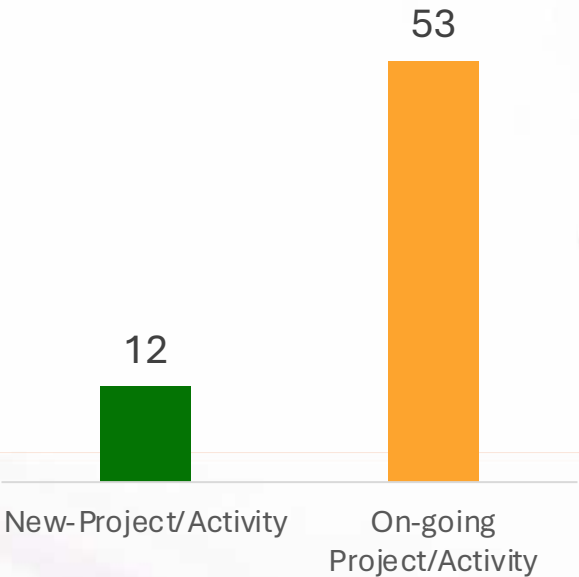
Pillar 2: Efficient, Equitable & Quality Health Systems
Pillar 4: Health Security

Enabler 1: Data Digitisation
Enabler 2: Financing

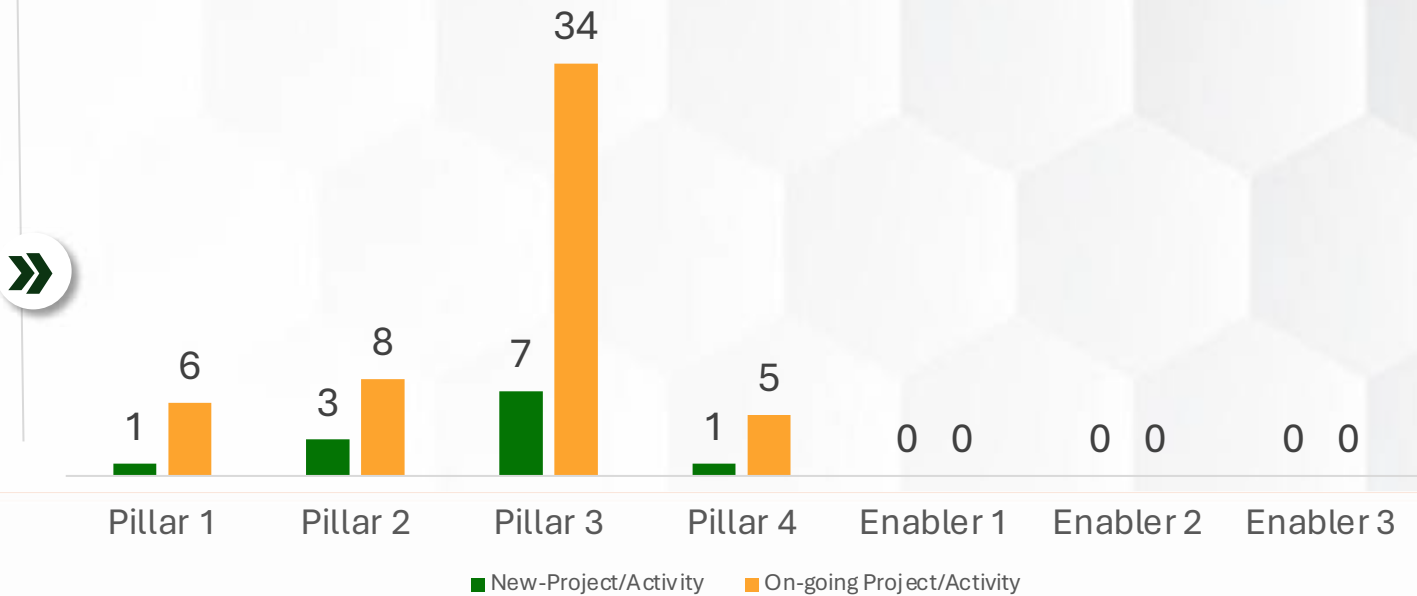
Enabler 3: Culture & Talent

Lagos State Pharmaceutical Services 2025 AOP: An Analysis of Priority Interventions

Pharm Services by Status of Implementation



Pharm Services Status of Implementation by Pillars and Enablers



- Pharmaceutical Services has more ongoing activities than new activities which suggest that there are more ongoing project planned for 2025.
- There are more ongoing activities than new in Pillar 3 with the highest number of activities.

	PILLAR 1	PILLAR 2	PILLAR 3	PILLAR 4	ENABLER 1	ENABLER 2	ENABLER 3
Number of Activities	1 Priority Activities	11 Priority Activities	40 Priority Activities	6 priority Activities	There are no activities under this pillar	There are no activities under this pillar	There are no activities under this pillar
Level of Implementation (State, LGA, Facility, Community)	2 State/FCT Level, 1 Community/Ward, 4 Workplace Level	1 National, 4 State/FCT Level, 5 LGA, 1 PHC Level	17 State/FCT Level, 3 LGA, 20 Workplace, 1 Secondary Level	16 State/FCT Level, 3 LGA, 3 Community/Ward, 1 PHC Level	There are no activities under this pillar	There are no activities under this pillar	There are no activities under this pillar
Status of Implementation	1 New activity 6 Ongoing activities	3 New activity 8 Ongoing activities	7 New activity 34 Ongoing activities	1 New activity 5 Ongoing activities	There are no activities under this pillar	There are no activities under this pillar	There are no activities under this pillar

Lagos State 2025 AOP: Cost of AOP and Strategic Priority Mapping for LASAMBUS



LASAMBUS Total Cost of AOP, Sources of Funding and Funding Gap.

Total Cost of AOP

~~₦~~0.79B

Total Government Funding for AOP

~~₦~~0.47B

59.8%

Total Number of AOP Activities

9

Total Development Partner Fund
for AOP

~~₦~~0.01B

1.3%

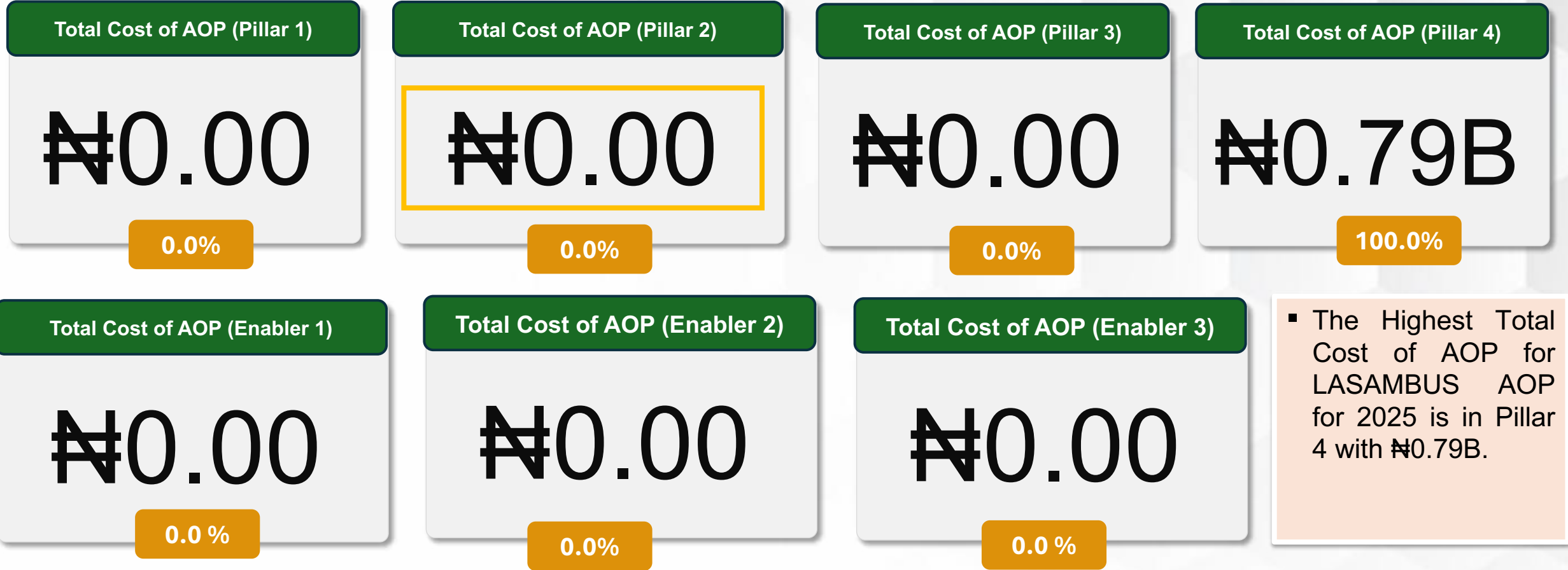
Total AOP Funding Gap

~~₦~~0.31B

38.9%

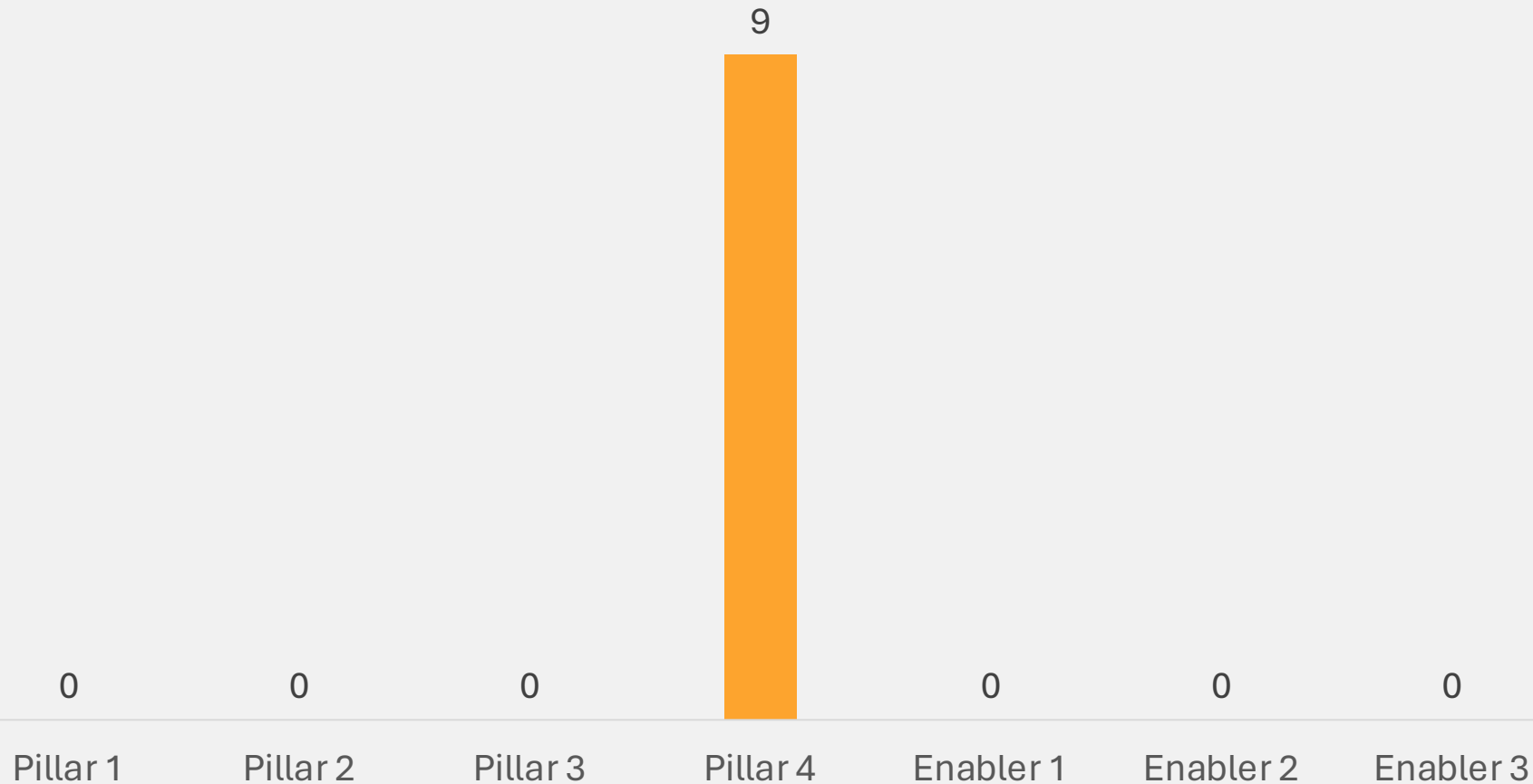
- The Total LASAMBUS AOP for 2025 has a total of ~~₦~~0.79 Billion with 9 activities.

Total Cost of Lagos State LASAMBUS AOP by Pillars and Enablers



LASAMBUS Activities by Pillars & Enablers

TOTAL ACTIVITIES BY PILLARS AND ENABLERS



9

Total No. of
LASAMBUS
AOP
Activities



- Pillar 3 has the highest number of activities (9) for LASAMBUS.

Pillar 1: Effective Governance
Pillar 3: Unlocking Value Chains

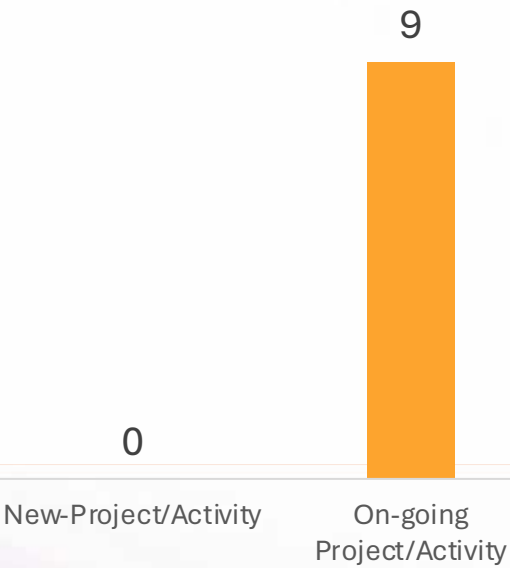
Pillar 2: Efficient, Equitable & Quality Health Systems
Pillar 4: Health Security

Enabler 1: Data Digitisation
Enabler 2: Financing

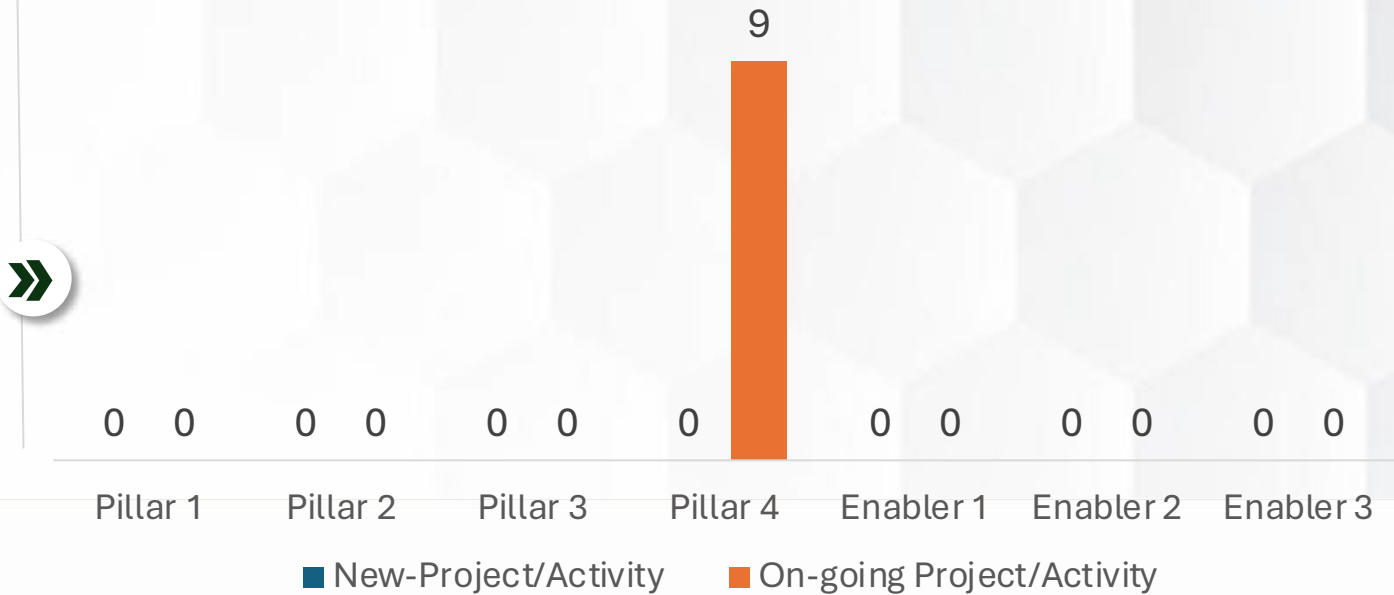
Enabler 3: Culture & Talent

LASAMBUS 2025 AOP: An Analysis of Priority Interventions

LASAMBUS by Status of Implementation



LASAMBUS Number of Activities by Pillars & Enablers



- LASAMBUS has only ongoing activities for their project planned for 2025.
- There are only ongoing activities in Pillar 4 with the highest number of activities.

	PILLAR 1	PILLAR 2	PILLAR 3	PILLAR 4	ENABLER 1	ENABLER 2	ENABLER 3
Number of Activities	There are no activities under this pillar	There are no activities under this pillar	There are no activities under this pillar	9 priority Activities	There are no activities under this pillar	There are no activities under this pillar	There are no activities under this pillar
Level of Implementation (State, LGA, Facility, Community)	There are no activities under this pillar	There are no activities under this pillar	There are no activities under this pillar	9 State/FCT Level	There are no activities under this pillar	There are no activities under this pillar	There are no activities under this pillar
Status of Implementation	There are no activities under this pillar	There are no activities under this pillar	There are no activities under this pillar	9 Ongoing activities	There are no activities under this pillar	There are no activities under this pillar	There are no activities under this pillar

Lagos State 2025 AOP: Cost of AOP and Strategic Priority Mapping for Family Health & Nutrition



Family Health & Nutrition Total Cost of AOP, Sources of Funding and Funding Gap.

Total Cost of AOP

~~₦~~2.13B

Total Government Funding for AOP

~~₦~~0.44B

20.6%

Total Number of AOP Activities

79

Total Development Partner Fund
for AOP~~₦~~0.00

0.0%

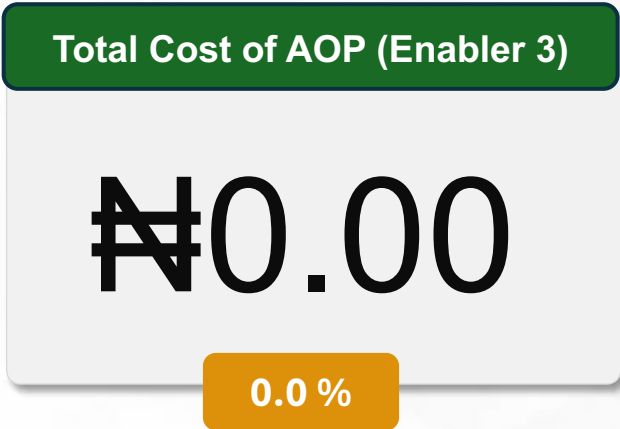
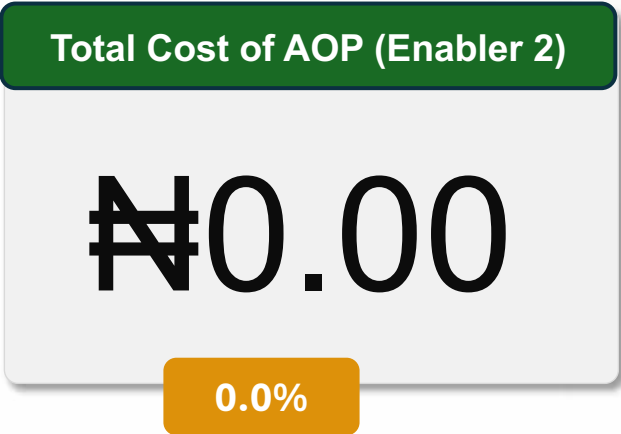
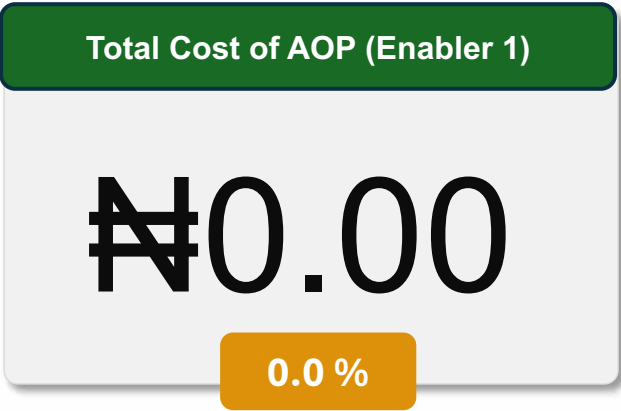
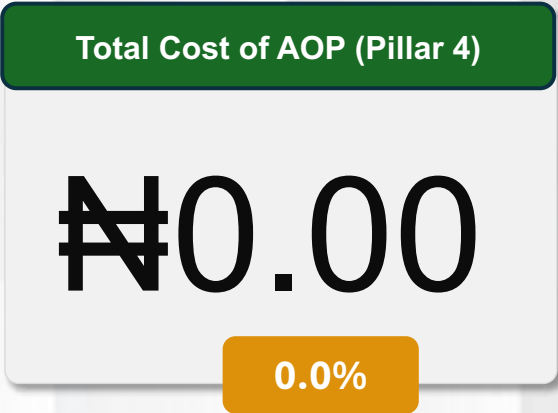
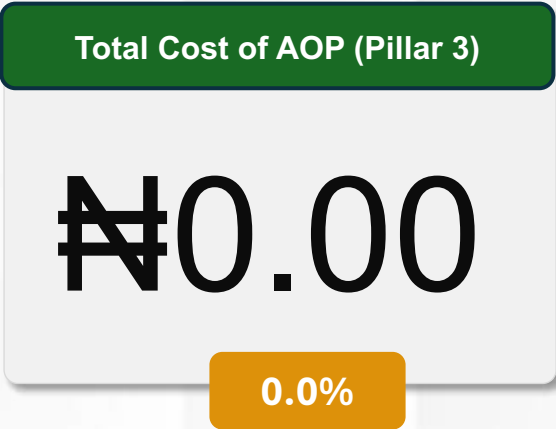
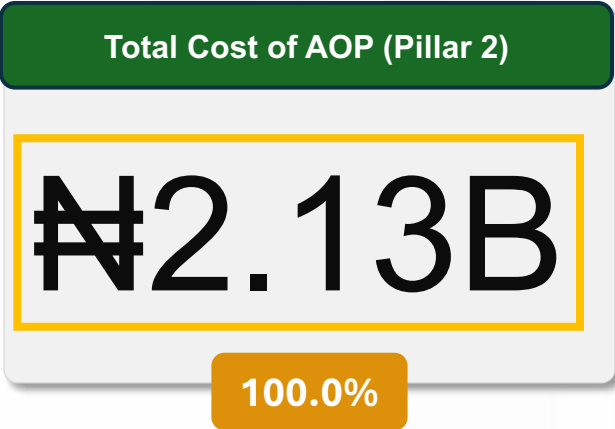
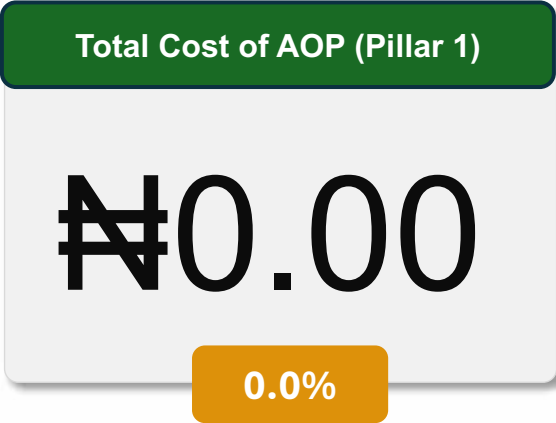
Total AOP Funding Gap

~~₦~~1.69B

79.3%

- The Total Family Health & Nutrition AOP for 2025 has a total of ~~₦~~2.13 Billion with 79 activities.

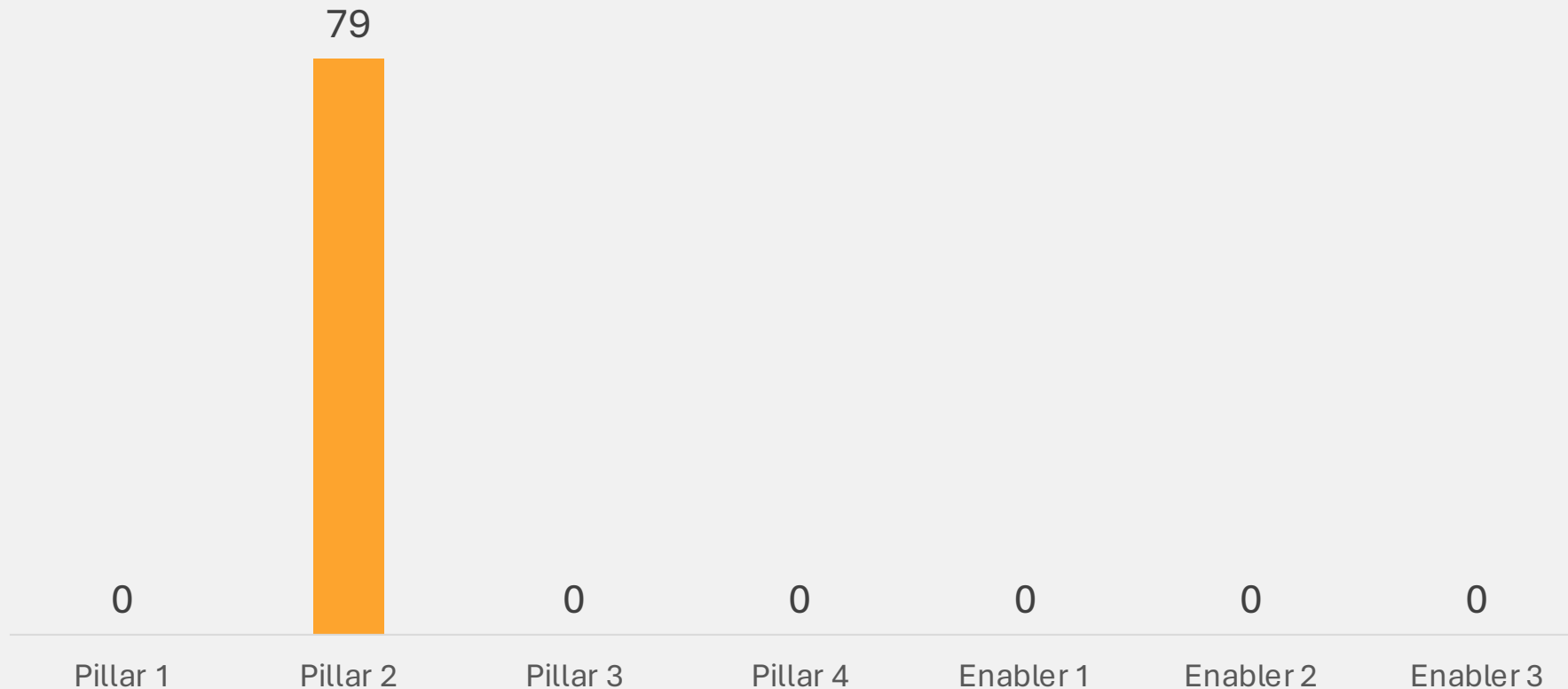
Total Cost of Lagos State Family Health & Nutrition AOP by Pillars and Enablers



▪ The Highest Total Cost of AOP for Family Health & Nutrition AOP for 2025 is in Pillar 2 with ~~₦~~2.13B.

Family Health & Nutrition Activities by Pillars & Enablers

TOTAL ACTIVITIES BY PILLARS AND ENABLERS



79

Total No. of
Family
Health &
Nutrition AOP
Activities



- Pillar 2 has the highest number of activities (79) for Family Health & Nutrition.

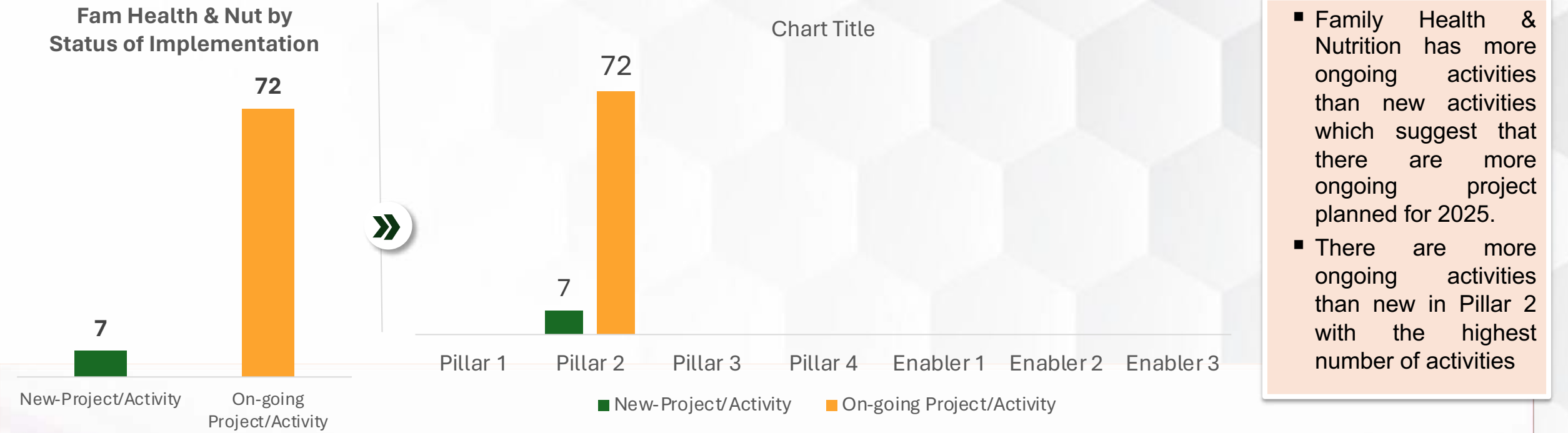
Pillar 1: Effective Governance
Pillar 3: Unlocking Value Chains

Pillar 2: Efficient, Equitable & Quality Health Systems
Pillar 4: Health Security

Enabler 1: Data Digitisation
Enabler 2: Financing

Enabler 3: Culture & Talent

Family Health & Nutrition 2025 AOP: An Analysis of Priority Interventions



	PILLAR 1	PILLAR 2	PILLAR 3	PILLAR 4	ENABLER 1	ENABLER 2	ENABLER 3
Number of Activities	There are no activities under this pillar	79 priority Activities	There are no activities under this pillar	There are no activities under this pillar	There are no activities under this pillar	There are no activities under this pillar	There are no activities under this pillar
Level of Implementation (State, LGA, Facility, Community)	There are no activities under this pillar	65 State/FCT, 5 LGA level, 3 Community/Ward, 1 Tertiary, 3 Secondary, 1 PHC, 1 Private Facility	There are no activities under this pillar	There are no activities under this pillar	There are no activities under this pillar	There are no activities under this pillar	There are no activities under this pillar
Status of Implementation	There are no activities under this pillar	72 Ongoing activities 7 New Activities	There are no activities under this pillar	There are no activities under this pillar	There are no activities under this pillar	There are no activities under this pillar	There are no activities under this pillar

Lagos State 2025 AOP: Cost of AOP and Strategic Priority Mapping for ENVIRONMENTAL HEALTH



ENVIRONMENTAL HEALTH Total Cost of AOP, Sources of Funding and Funding Gap.

Total Cost of AOP

~~₦~~0.14B

Total Government Funding for AOP

~~₦~~0.14B

100.0%

Total Number of AOP Activities

9

Total Development Partner Fund for AOP

~~₦~~0.00

0.0%

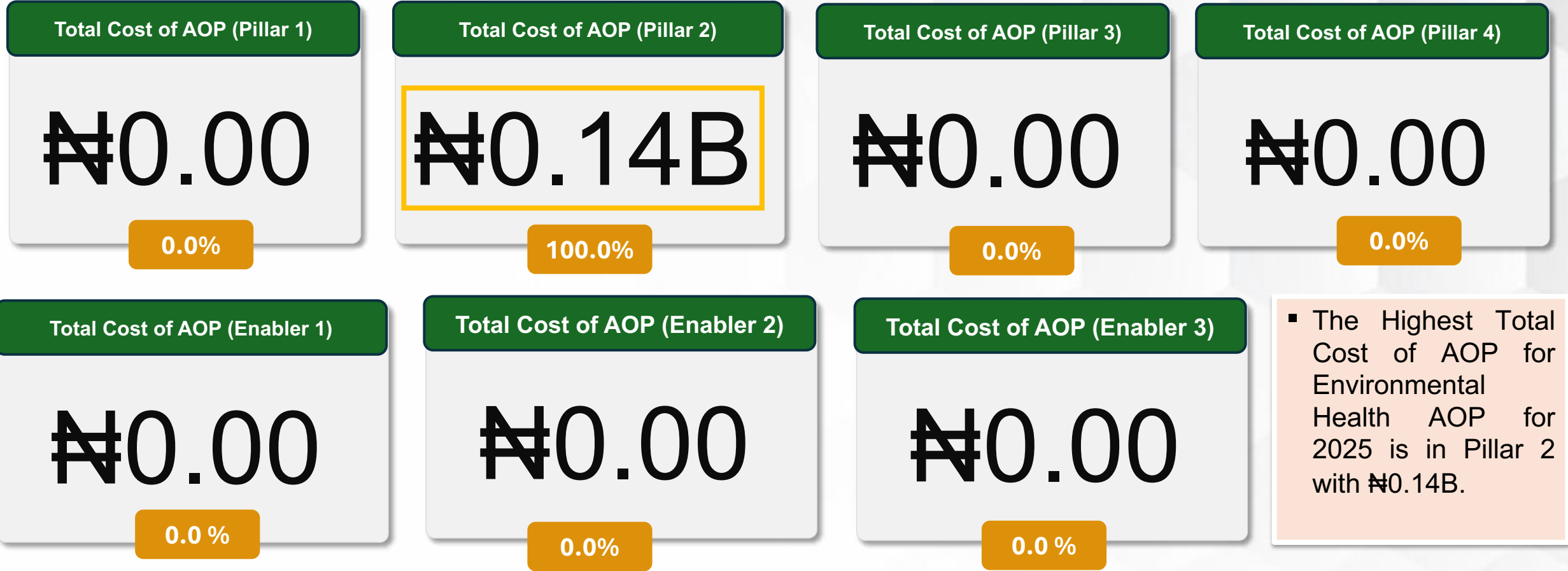
Total AOP Funding Gap

~~₦~~0.00

0.0%

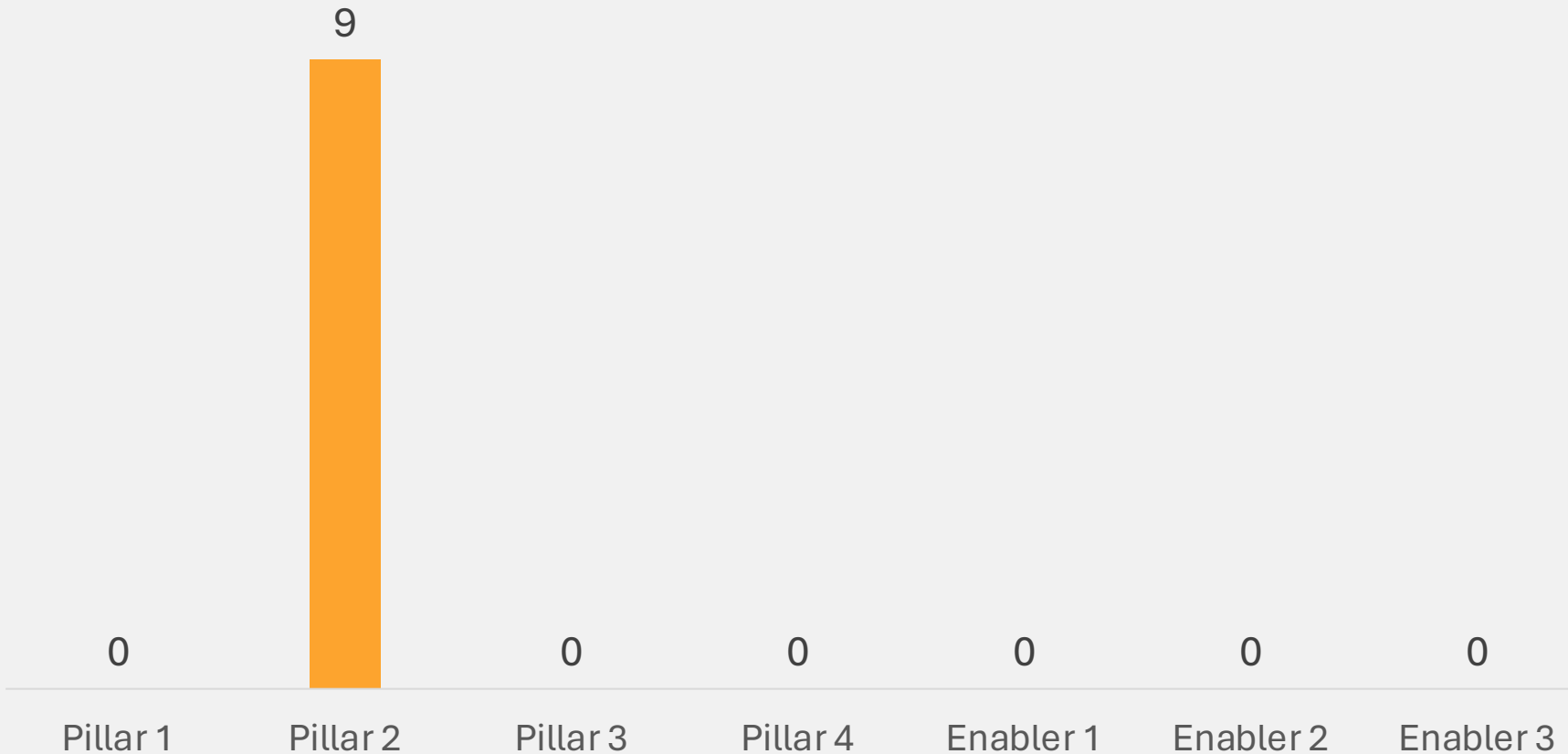
- The Total Environmental Health
- AOP for 2025 has a total of ~~₦~~0.14 Billion with 9 activities.

Total Cost of Lagos State Environmental Health AOP by Pillars and Enablers



Environmental Health Activities by Pillars & Enablers

TOTAL ACTIVITIES BY PILLARS AND ENABLERS



9

Total No. of
Environment
al Health
AOP
Activities



- Pillar 2 has the highest number of activities (9) for Environmental Health.

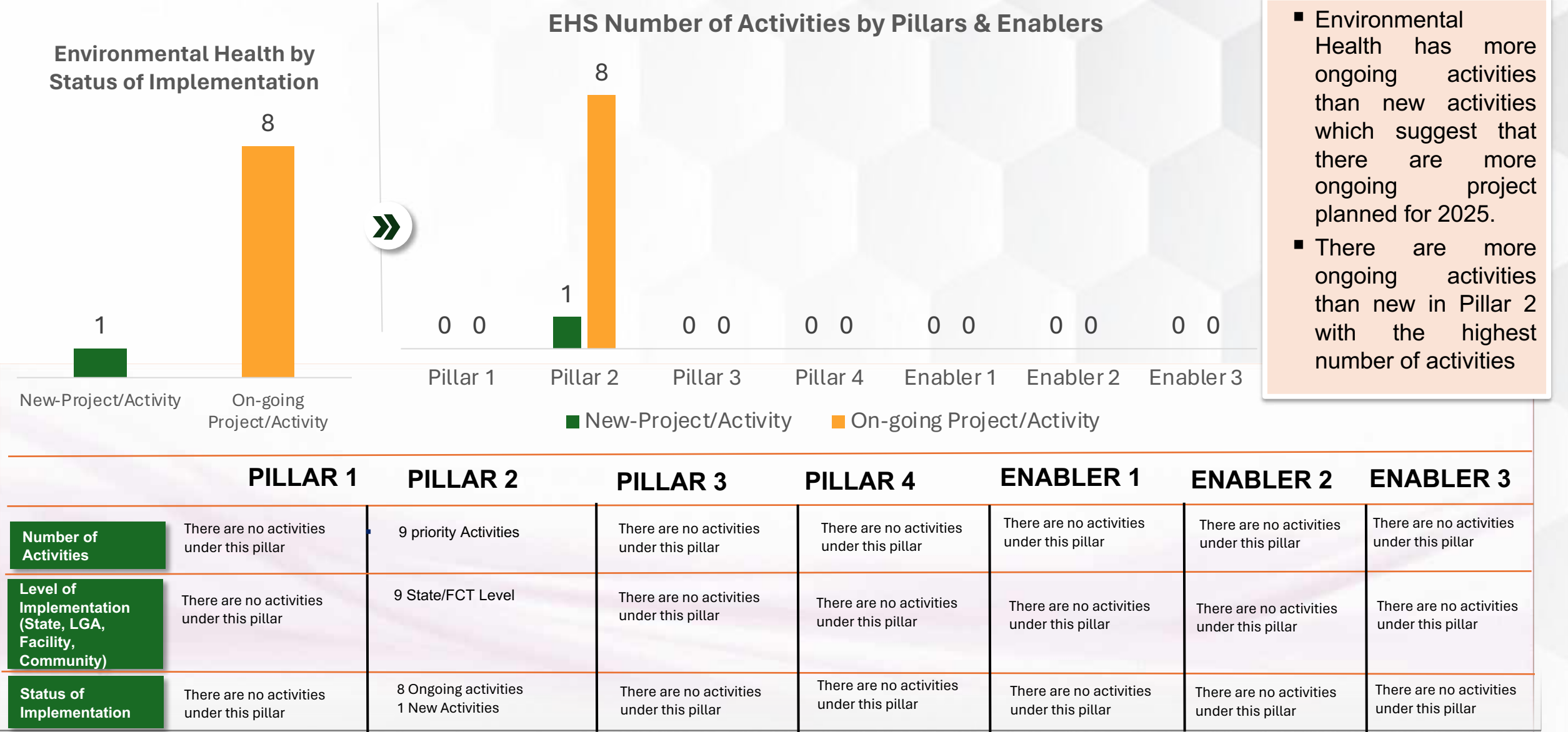
Pillar 1: Effective Governance
Pillar 3: Unlocking Value Chains

Pillar 2: Efficient, Equitable & Quality Health Systems
Pillar 4: Health Security

Enabler 1: Data Digitisation
Enabler 2: Financing

Enabler 3: Culture & Talent

Environmental Health 2025 AOP: An Analysis of Priority Interventions



	PILLAR 1	PILLAR 2	PILLAR 3	PILLAR 4	ENABLER 1	ENABLER 2	ENABLER 3
Number of Activities	There are no activities under this pillar	9 priority Activities	There are no activities under this pillar	There are no activities under this pillar	There are no activities under this pillar	There are no activities under this pillar	There are no activities under this pillar
Level of Implementation (State, LGA, Facility, Community)	There are no activities under this pillar	9 State/FCT Level	There are no activities under this pillar	There are no activities under this pillar	There are no activities under this pillar	There are no activities under this pillar	There are no activities under this pillar
Status of Implementation	There are no activities under this pillar	8 Ongoing activities 1 New Activities	There are no activities under this pillar	There are no activities under this pillar	There are no activities under this pillar	There are no activities under this pillar	There are no activities under this pillar

Lagos State 2025 AOP: Cost of AOP and Strategic Priority Mapping for DISEASE CONTROL



DISEASE CONTROL Total Cost of AOP, Sources of Funding and Funding Gap.

Total Cost of AOP

~~₦~~1.14B

Total Government Funding for AOP

~~₦~~0.92B

80.8%

Total Number of AOP Activities

83

Total Development Partner Fund for AOP

~~₦~~0.11B

9.3%

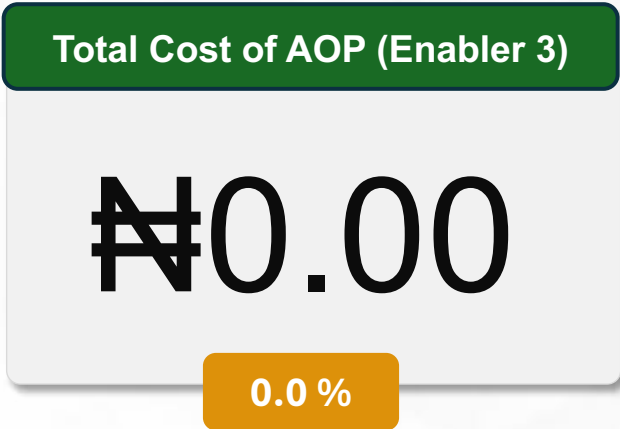
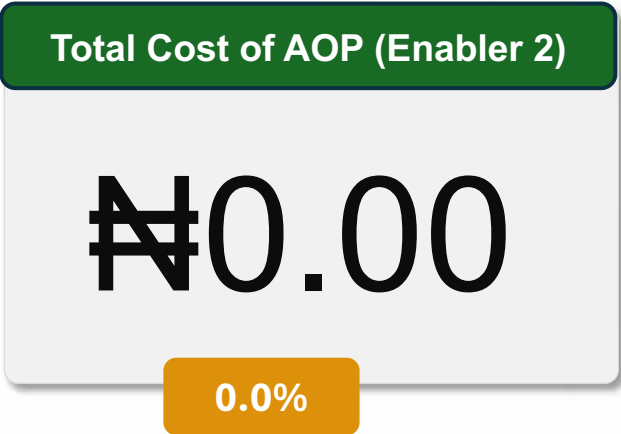
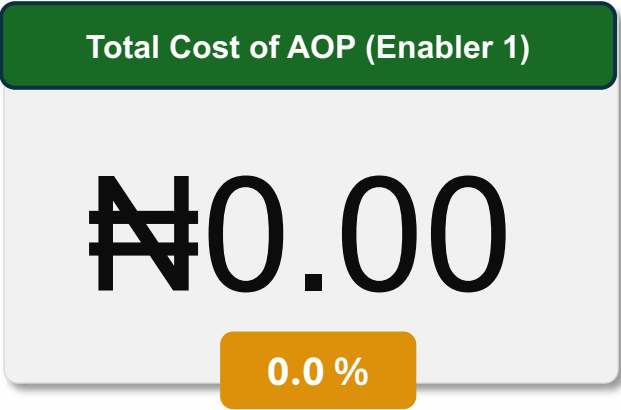
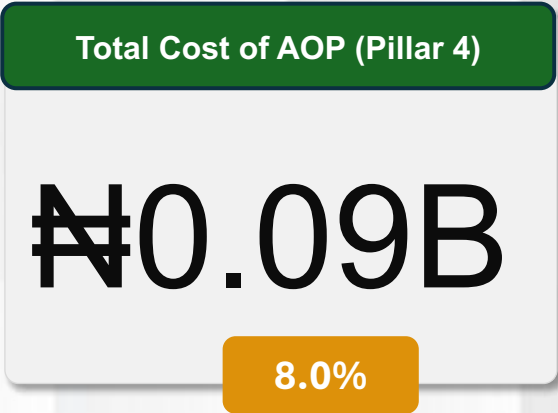
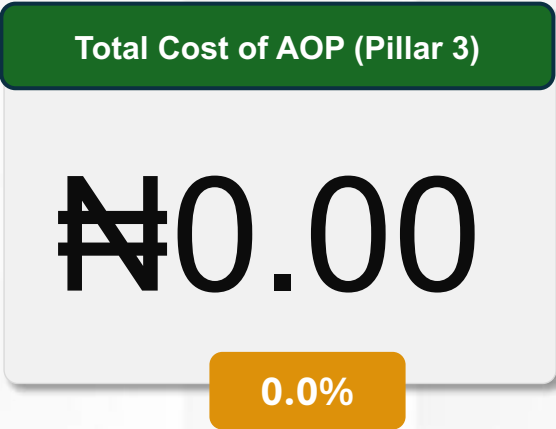
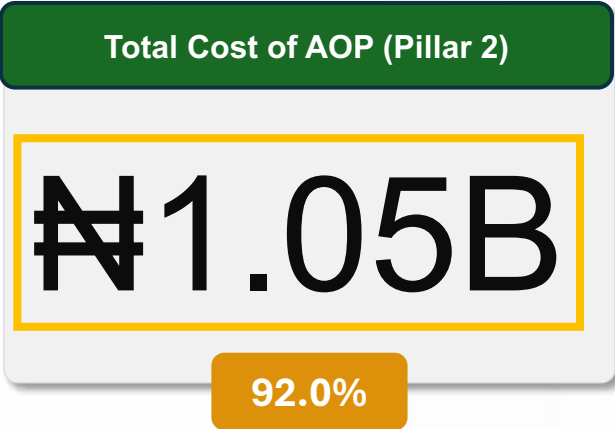
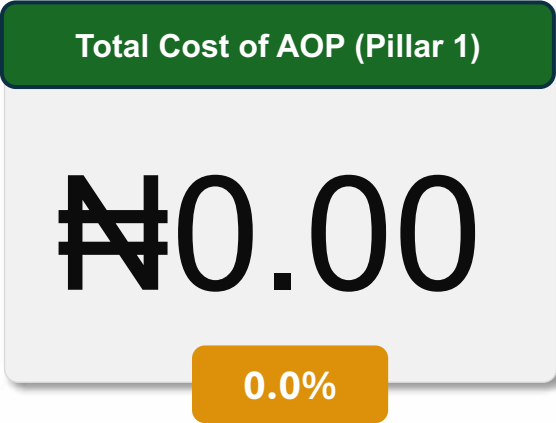
Total AOP Funding Gap

~~₦~~0.11B

9.9%

- The Total DISEASE CONTROL AOP for 2025 has a total of ~~₦~~1.14 Billion with 83 activities.

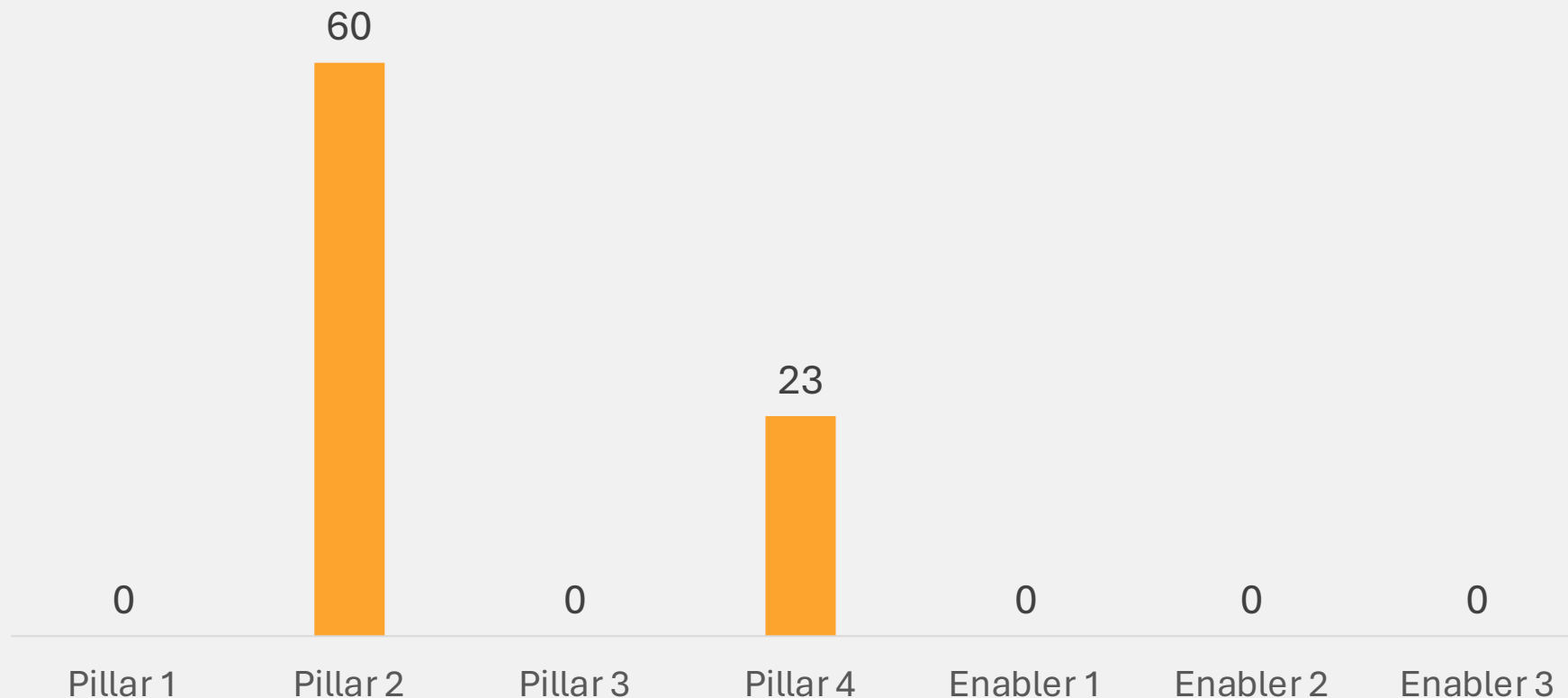
Total Cost of Lagos State Disease Control AOP by Pillars and Enablers



▪ The Highest Total Cost of AOP for Disease Control AOP for 2025 is in Pillar 2 with ₦1.05B.

Disease Control Activities by Pillars & Enablers

TOTAL ACTIVITIES BY PILLARS AND ENABLERS



83

Total No. of
Disease
Control AOP
Activities



- Pillar 2 has the highest number of activities (60) for Disease Control.

Pillar 1: Effective Governance
Pillar 3: Unlocking Value Chains

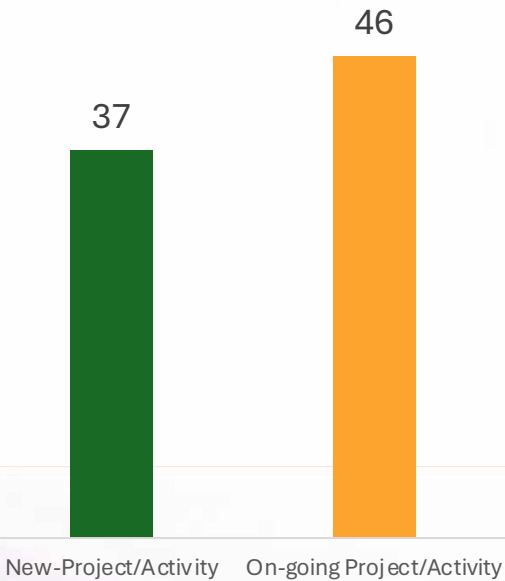
Pillar 2: Efficient, Equitable & Quality Health Systems
Pillar 4: Health Security

Enabler 1: Data Digitisation
Enabler 2: Financing

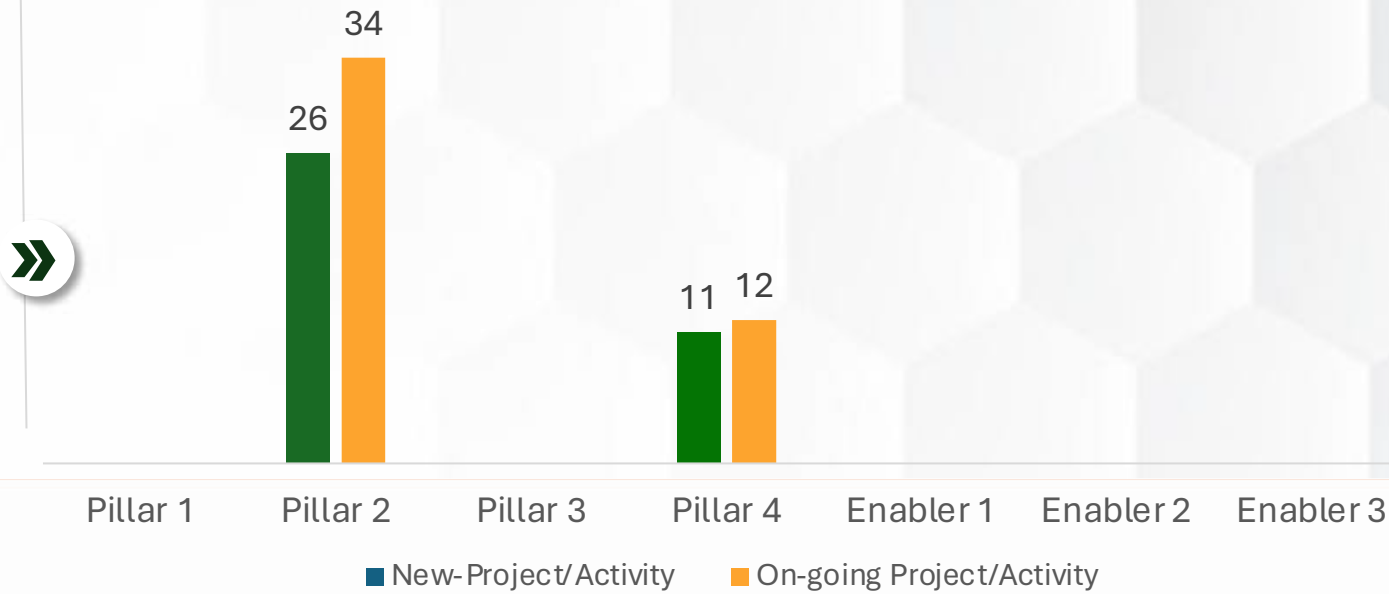
Enabler 3: Culture & Talent

Disease Control 2025 AOP: An Analysis of Priority Interventions

Disease Control by Status of Implementation



Disease Control by Status of Implementation by Pillars & Enablers



- Disease Control has more ongoing activities than new activities which suggest that there are more ongoing project planned for 2025.
- There are more ongoing activities than new in Pillar 2 with the highest number of activities

	PILLAR 1	PILLAR 2	PILLAR 3	PILLAR 4	ENABLER 1	ENABLER 2	ENABLER 3
Number of Activities	There are no activities under this pillar	60 priority Activities	There are no activities under this pillar	23 priority Activities	There are no activities under this pillar	There are no activities under this pillar	There are no activities under this pillar
Level of Implementation (State, LGA, Facility, Community)	There are no activities under this pillar	38 State/FCT, 11 LGA level, 5 Community/Ward, 1 Secondary, 1 PHC level.	There are no activities under this pillar	21 State/FCT, 2 LGA level.	There are no activities under this pillar	There are no activities under this pillar	There are no activities under this pillar
Status of Implementation	There are no activities under this pillar	34 Ongoing activities 26 New Activities	There are no activities under this pillar	11 New Activity 12 Ongoing Activity	There are no activities under this pillar	There are no activities under this pillar	There are no activities under this pillar

Lagos State 2025 AOP: Cost of AOP and Strategic Priority Mapping for Mental Health & Special Projects



Mental Health Total Cost of AOP, Sources of Funding and Funding Gap.

Total Cost of AOP

~~₦~~529.40M

Total Government Funding for AOP

~~₦~~70.70M

13.4%

Total Number of AOP Activities

17

Total Development Partner Fund for AOP

~~₦~~0.00

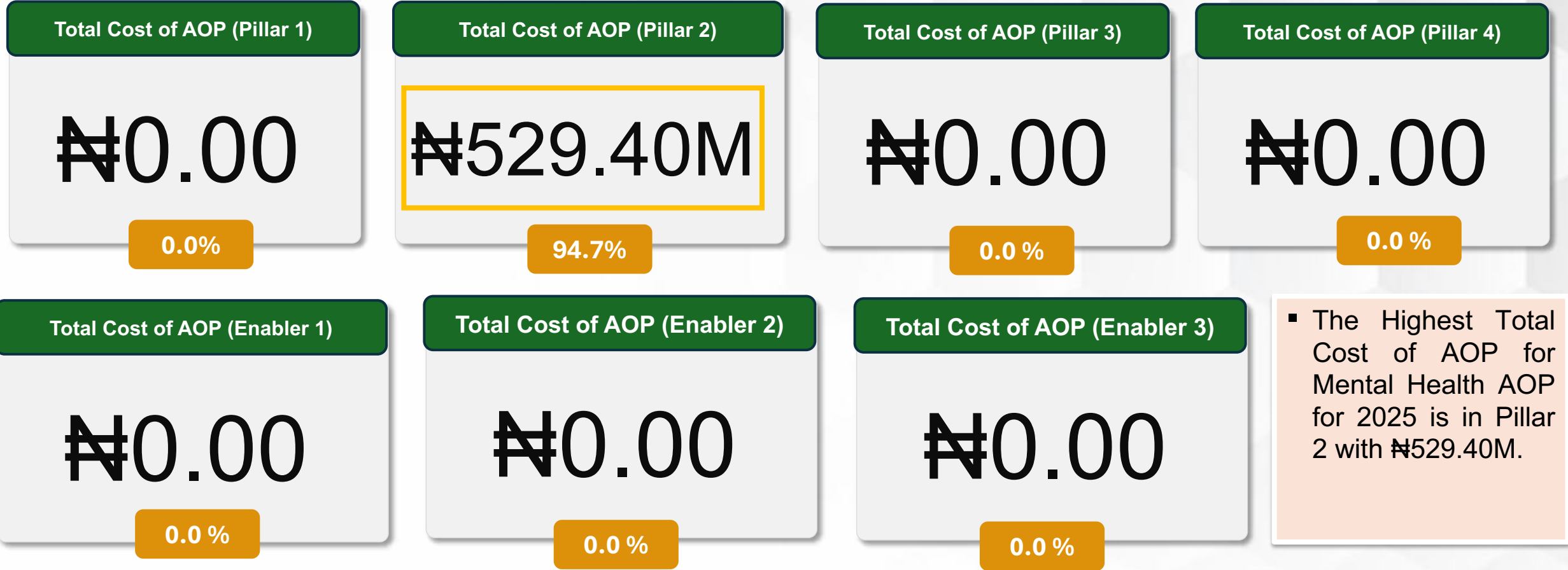
Total AOP Funding Gap

~~₦~~458.70M

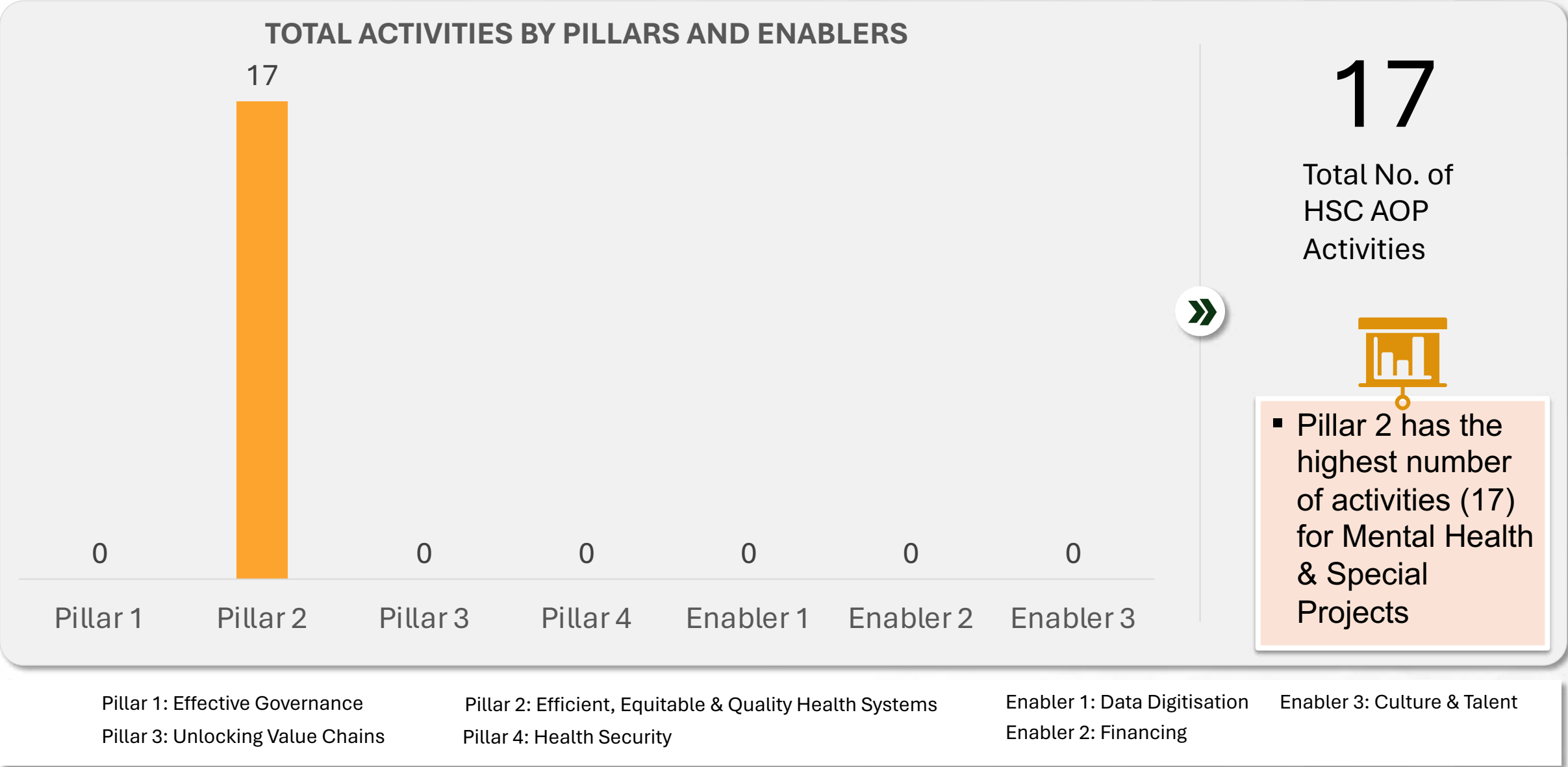
86.6%

- The Total Mental Health AOP for 2025 has a total of ~~₦~~529.40 Million with 17 activities.

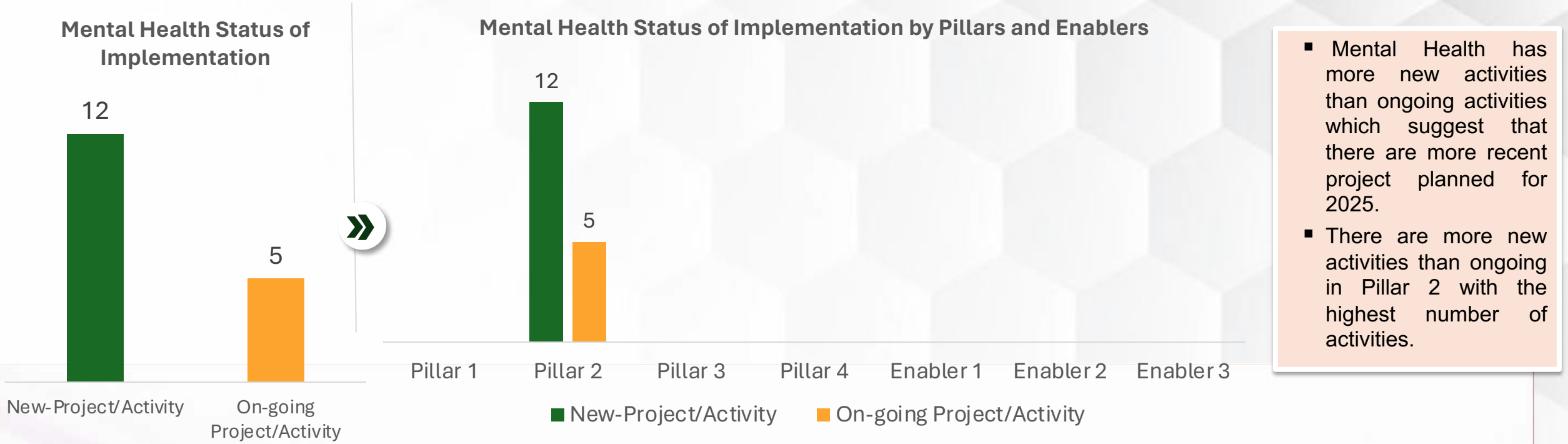
Total Cost of Lagos State HSC AOP by Pillars and Enablers



Lagos State Mental Health & Special Projects Activities by Pillars & Enablers



Lagos State HSC 2025 AOP: An Analysis of Priority Interventions



	PILLAR 1	PILLAR 2	PILLAR 3	PILLAR 4	ENABLER 1	ENABLER 2	ENABLER 3
Number of Activities	There are no activities under this pillar	<ul style="list-style-type: none">17 priority Activities	There are no activities under this pillar	There are no activities under this pillar	There are no activities under this pillar	There are no activities under this pillar	There are no activities under this pillar
Level of Implementation (State, LGA, Facility, Community)	There are no activities under this pillar	9 State Level, 3 Community Wards and 5 PHC Level	There are no activities under this pillar	There are no activities under this pillar	There are no activities under this pillar	There are no activities under this pillar	There are no activities under this pillar
Status of Implementation	There are no activities under this pillar	<ul style="list-style-type: none">5 ongoing projects.12 new activities	There are no activities under this pillar	There are no activities under this pillar	There are no activities under this pillar	There are no activities under this pillar	There are no activities under this pillar

Thank
You