

Lagos State Government
Financial Statements
For the year ended 31st December 2023

Table of Contents	Page
Governance, Professional Advisers and Registered Office	1 - 2
Comments of the State Auditor General	3 - 7
Accountant General's Responsibilities	8
Report of the State Auditor General	9
Financial Statements	
Statement of Financial Performance	10
Statement of Financial Position	11
Statement of Changes in Net Assets	12
Statement of Cash Flows	13
Statement of Comparison of Budget and Actual Amount	14
Accounting Policies and Notes to the Financial Statements	15 - 45
SFTAS Disclosure	46
Schedules to the Financial Statements	
Schedule of Treasury Banks	47 - 52
Schedule of Cash held in Banks by MDAs	53 - 62
Schedule of the Personnel Cost	63 - 66
Schedule of Consolidated Revenue Fund Charges	67 - 68
Schedule of Overhead Cost	69 - 74
Schedule of Grants and Contributions	75 - 76
Schedule of Subvention to Parastatals [Overhead]	77 - 81
Schedule of Capital Expenditure	82 - 89
Property, Plants and Equipment Schedule	90
Schedule of Quoted Investments	91
Schedule of Unquoted Investments	92
Schedule of Domestic (Commercial) Loan Obligations	93 - 96
Schedule of Multilateral Loan Obligations	97
Debt Repayment Trust Fund [Bond Trustee and Foreign Loan Accounts]	98 - 99
Schedules of Public Funds	
Scholarship and Bursary Funds	100
Staff Housing Loan Fund	101
Staff Vehicle Refurbishment Revolving Fund	102
TEPO Housing and Car Refurbishment Loan Funds	103

Lagos State Government
Financial Statements
For the year ended 31st December 2023

Governance, Professional Advisers and Registered Office

Governance

Executive Council

Mr. Babajide Olusola Sanwo-Olu	Governor
Dr. Kadiri Obafemi Hamzat	Deputy Governor
Barr. Bimbola Salu Hundeyin	Secretary to the State Government
Mr. Olabode Shuaheeb Agoro	Head of Service
Mr. Tayo Akinmade Ayinde	Chief of Staff
Mr. Lawal Pedro (SAN)	Attorney General/Commissioner, Justice
Ms. Abisola T. Olusanya	Commissioner, Agriculture
Mr. Jamiu Tolani Alli-Balogun	Commissioner, Basic and Secondary Education
Mrs. Folashade Ambrose-Medebem	Commissioner, Commerce, Co-operatives, Trade & Investment
Mr. Mosopefolu George	Commissioner, Economic Planning & Budget
Mr. Tokunbo Phillip Wahab	Commissioner, Environment & Water Resources
Mr. Afolabi Ayantayo	Commissioner, Establishment & Training
Mr. Abayomi Oluoyomi	Commissioner, Finance
Prof. Akin Abayomi	Commissioner, Health
Hon. Olanrewaju Ibrahim Layode	Commissioner, Home Affairs
Mr. Moruf Akinderu -Fatai	Commissioner, Housing
Mr. Gbenga Omotosho	Commissioner, Information & Strategy
Mr. Olatunbosun Alake	Commissioner, Innovation, Science & Technology
Mr. Bolaji Kayode Robert	Commissioner, Local Government, Chieftancy Affairs & Rural Development
Dr. Olumide Abiodun Oluoyinka	Commissioner, Physical Planning and Urban Development
Mr. Olugbenga Oyerinde	Commissioner, Special Duties & Intergovernmental Relations
Mr. Tolani Sule	Commissioner, Tertiary Education
Mrs. Toke Benson- Awoyinka	Commissioner, Tourism, Arts & Culture
Mr. Oluwaseun Osiyemi	Commissioner, Transportation
Hon. Yacoob Ekundayo Alebiosu	Commissioner, Waterfront Infrastructure Development
Mr. Akinyemi Ajigbotafe	Commissioner, Wealth Creation & Employment
Hon. (Mrs). Cecilia Bolaji Dada	Commissioner, Women Affairs & Poverty Alleviation
Mr. Mobolaji Abubakre Ogunlende	Commissioner, Youth & Social Development
Mr. Gboyega Soyannwo	Deputy Chief of Staff
Dr. Oluwarotimi Omotola Fashola	Special Adviser, Agriculture
Mr. Idris Aregbe	Special Adviser, Arts & Culture
Hon. (Mrs.) Bola Olumegbon-Lawal	Special Adviser, Central Business District
Engr. Abiola Okanlawon Olowu	Special Adviser, Energy & Mineral Resources
Dr. Olajide Abiodun Babatunde	Special Adviser, E-GIS & Urban Development
Mr. Olakunle Rotimi Akodu	Special Adviser, Environment
Mrs. Olukemi Ogunyemi	Special Adviser, Health
Barr. Barakat Odunuga-Bakare	Special Adviser, Housing
Dr. (Mrs.) Oyeyemi Ayoola	Special Adviser, Internal Audit
Dr. Abiodun Tajudeen Afolabi	Special Adviser, Political, Legislative & Civic Engagement
Dr. Nurudeen Yekinni Agbaje	Special Adviser, Rural Development
Dr. Oreoluwa Finnih	Special Adviser, Sustainable Development Goals
Mr. Abdul-Kabir Ogungbo	Special Adviser, Taxation & Revenue
Hon. Sola Giwa	Special Adviser, Transportation
Engr. Adekunle Olayinka	Special Adviser, Works & Infrastructure

Lagos State Government
Financial Statements
For the year ended 31st December 2023

Governance, Professional Advisers and Registered Office

Registered Office Address

The Secretariat,
Obafemi Awolowo Way, Alausa
Ikeja, Lagos State, Nigeria.
Email:info@lagosstate.gov.ng

Acting State Auditor General

Dr. Muyiwa John Adetola
Office of the State Auditor-General
Block 1, 6th floor
The Secretariat
Alausa, Ikeja

Principal Bankers

Access Bank Plc
Citibank
Ecobank Nigeria
Fidelity Bank Plc
First Bank Nigeria Plc
First City Monument Bank
FSDH Bank
Globus Bank
Guaranty Trust Bank Plc.
Heritage Bank Plc
Ibile Microfinance Bank
Keystone Bank
Lagos Building Investment Company Plc
Lotus Bank
Optimus Trust Bank
Parallex Bank
Polaris Bank Limited
Premium Trust Bank
Providus Bank
Stanbic IBTC Bank Plc
Standard Chartered Bank
Sterling Bank of Nigeria Plc.
Titan Trust Bank
Union Bank of Nigeria Plc
United Bank for Africa Plc
Unity Bank Plc
Wema Bank Plc
Zenith Bank Plc

COMMENTS OF THE
STATE AUDITOR-GENERAL
ON THE
AUDITED ACCOUNTS
OF
LAGOS STATE GOVERNMENT
FOR THE FINANCIAL YEAR ENDED
31ST DECEMBER, 2023

1.00 INTRODUCTION

The Accounts of Lagos State Government for the financial year ended 31st December, 2023 have been examined under my direction in accordance with Section 125 of the 1999 Constitution of the Federal Republic of Nigeria [as amended] and Sections 25 and 26 of the Lagos State Audit Law, 2015 [as amended].

The Office of the State Auditor-General, in line with its constitutional mandate, provides opinion on whether the Financial Statements of the State Government are presented fairly and completely.

The Financial Statements audit provides a veritable avenue to add value to the system through pertinent recommendations on ways to enhance the quality of Financial Controls and Reporting; Accounting and Management Control Systems of the State Government, with a view to improve the judicious utilization of its resources for public good. Thus, this report reflects observations and recommendations, and detailed analysis of the financial information presented to this Office by the State Accountant-General.

1.10 CONSIDERATION OF YEAR 2022 AUDITED FINANCIAL REPORT

The audited accounts of the State Government for the Year ended 31st December, 2022 was submitted to the Lagos State House of Assembly on 31st May, 2023 and had been considered by the Public Accounts Committee of the State House of Assembly; however, the final report of the Committee thereon, as required by Section 33(1)(c) of the Lagos State Audit Law, 2015 [as amended], is still being awaited.

1.20 FINANCIAL REPORTING STANDARDS

The Financial Statements for the financial year ended, 31st December, 2023 was prepared with the standard templates for General Purpose Financial Statements [GPFS] in line with the International Public Sector Accounting Standards [IPSAS] Accrual Based Accounting and its attendant reporting features.

1.30 AUDIT APPROACH

Audit adopts a risk-based approach and examinations, on a test basis, of the evidence presented to support the balances, assertions, and disclosures in the Financial Statements prepared by the State Accountant-General. It also involves an assessment of the significant estimates and judgements contained in the Financial Statements as to whether they are derived from the accounting policies modelled after IPSAS and Lagos State Public Finance Management Law, 2011.

The audit was conducted in accordance with International Standards on Auditing and INTOSAI Auditing Standards, which requires that I must comply with ethical requirements, plan and perform the audit to obtain reasonable assurance that the Financial Statements are free from material misstatements. As a result, I have obtained the necessary information and explanations that to the best of my knowledge and belief are necessary for the purpose of the audit; as such, it is my belief that the audit evidence obtained is sufficient and appropriate to provide a reasonable basis for my opinion.

2.00 IPSAS IMPLEMENTATION IN LAGOS STATE

The implementation of Accrual Basis of IPSAS Accounting in Lagos State commenced on 1st January, 2016 and therefore the current Year 2023 Audited Financial Statements is the Eight in the series. The IPSAS standards require a full consolidation [aggregation] of all Government Ministries, Departments, Agencies [MDAs] and Parastatal Organizations; however, the consolidation of the Subsidiaries, Associates and Joint Ventures of the State Government has not yet occurred. Similarly, Related Parties' disclosure was also observably not recognized in the Year 2023 Financial Statements, and as such, the figures contained in these Financial Statements presented by the Accountant-General were yet to fully reflect all the activities of the State Government.

It is also necessary to state that the under-listed classes of valuable assets of LASG were yet to be recognized, measured and eventually brought into the State's Financial Statements as at date, namely: Investment Property, Heritage Assets, Biological Assets, and Concession Assets [where applicable].

Therefore, in order for the State Government to have a holistic view of its financial performance and position; there is the need for consolidation of all accounts, and recognition and inclusion of the above-mentioned classes of assets in the financial statements, which would provide the information and window to allow for adequate assessments thereof.

3.00 SFTAS GUIDELINES AND EFFECT ON THE STATE AUDITED FINANCIAL STATEMENTS

The State's Fiscal Transparency, Accountability and Sustainability [SFTAS] initiative is a World Bank assisted Programme of the Nigeria Governors' Forum with the aim to promote Transparency, Accountability and Sustainability in Public Governance. The Year 2023 Financial Statements followed the SFTAS directive which stipulates the need to have specific disclosures [by way of Notes to the Accounts] on the Recurrent Expenditure [Personnel Cost and Overhead Cost] of Four [4] key Ministries and Agencies in the State namely Ministry of Finance, State Treasury Office, Ministry of Economic Planning and Budget and Lagos State Internal Revenue Service; and requirement of the Auditor-General to give specific Audit Opinion on the transactions of the above-named Four [4] Ministries and Agencies.

In compliance thereof with the SFTAS Requirements, Pages 9 and 46 of this Report convey the Audit Opinion and Note Disclosure in respect of the affected Four [4] Ministries and Agencies.

4.00 FINANCIAL STATEMENTS OF MINISTRIES, DEPARTMENTS AND AGENCIES [MDAs]

Further to the audit comment in our previous reports, Audit still reiterates that the timeline set by the Lagos State Public Finance Management Law, 2011 for the submission of Financial Statements to the State Auditor-General by the Ministries, Departments and Agencies [MDAs]; and Parastatal Organizations of Government coincides with that set for the State Treasury Office [STO] as well. It is therefore necessary to re-visit the Statute and revise the timeline for submission of Financial Statements by the MDAs to precede the date of submission by STO as required by Statutes; in order for the information therein to serve as valid corroborative evidence

for both STO and Audit and to engender full aggregation and consolidation of the accounts of all public entities in the State.

Meanwhile, the Audit Inspection on the Ministries, Departments and Agencies [MDAs] and Periodic Check on the Parastatal Organizations of the State for Year 2023 is still on going. The full reports in respect thereof which will be based on the distinct Nine [9] Sectorial Classifications of Functions of Government [COFOG] will be contained in other volumes of the Auditor-General's Statutory Report for Year 2023.

5.00 CONCLUSION

Our previous audit and current review of the Oracle Enterprise Resource Planning [ERP] suite [platform from where the Financial Statements were generated] showed that not all the Oracle Financial Modules procured by the State Government were fully deployed and functional. Therefore, the requisite controls and other relevant functionalities built into the existing Oracle System have not been fully utilised. Audit opines that the full optimization and upgrading of the Oracle Applications need to be pursued vigorously for effective financial reporting.

Office of the State Auditor-General
Block 1, 6th Floor
The Secretariat
Alausa, Ikeja.


M. J. Adetola
Ag. State Auditor-General

Lagos State Government
Financial Statements
For the year ended 31st December 2023

The Responsibilities of the Accountant General

The Financial Statements have been prepared in accordance with the provision of the Finance (Control and Management) Act 1958 Cap 144 LFN and PFM Law 2011 as amended.

These financial statements are in line with the Generally Accepted Accounting Principles and Practice and other Government accounting regulations and pronouncements.

The Accountant General of the state is responsible for:

- a) establishing and maintaining an adequate system of internal controls to provide adequate and reasonable assurance that transactions reported are recorded accurately and are within statutory authority.
- b) ensuring the integrity and objectivity of the financial statements to reflect the financial position and performance of the Lagos State Government.
- c) preparing its financial statements using suitable accounting policies supported by reasonable and prudent judgements and estimates that are consistently applied.

The Accountant General accepts responsibility for the annual Financial Statements, which have been prepared using appropriate accounting policies supported by reasonable and prudent judgements and estimates, in conformity with the transitional requirements of International Public Sector Accounting Standards and the requirements of the provision of the Finance (Control and Management) Act 1958 Cap 144 LFN as amended.

These Financial Statements provide adequate and reasonable assurance of the state of the financial affairs of the Lagos State Government and of its Financial Performance and Cashflows. The Accountant General further accepts responsibility for the maintenance of accounting records that may be relied upon in the preparation of Financial Statements, as well as adequate systems of internal financial control.


ABIODUN. S. MURITALA
PERMANENT SECRETARY/ACCOUNTANT-GENERAL
LAGOS STATE
May 31, 2024



LAGOS STATE GOVERNMENT

REPORT OF THE STATE AUDITOR-GENERAL TO THE MEMBERS OF THE LAGOS STATE HOUSE OF ASSEMBLY

The financial statements of the Lagos State Government for the year ended 31st December 2023 set out on pages 10 to 103 of this report, which have been prepared on the basis of Accounting Policies set out on pages 15 to 25 have been audited under my supervision, as required by Section 125 of the 1999 Constitution of the Federal Republic of Nigeria [as amended], Sections 25 and 26 of the Lagos Audit Law, 2015 [as amended] and Lagos State Public Finance Management Law, 2011.

ACCOUNTANT GENERAL'S RESPONSIBILITIES

The Accountant General is responsible for the preparation and presentation of the financial statements based on the Finance (Control and Management) Act 1958 Cap 144 LFN and section 14 of the Lagos State Public Finance Management Law, 2011. He is to ensure that there are no material misstatements in the financial statements.

AUDITOR GENERAL'S RESPONSIBILITIES

It is my statutory responsibility to form an independent opinion based on my audit of the financial statements and to report my opinion thereon.

BASIS OF OPINION

The audit was conducted in accordance with International Standards on Auditing and INTOSAI Auditing Standards, and relevant laws and regulations covering Public Sector practice. It includes examinations on a test basis, of evidence relevant to the figures disclosed in the financial statements.

The audit was planned and performed to obtain all information and explanations considered necessary for reasonable assurance, that the financial statements are free from material misstatements. To this end, I have obtained all the information and explanations that I required.


OPINION

In my opinion, the Financial Statements of Lagos State Government for the year ended 31st December 2023, show a true and fair view of the State's financial Performance, the cash flow and the financial position available as at that date. It is necessary to state that Lagos State Government has consistently complied with the extant guidelines and provisions stipulated by the International Public Sector Accounting Standards [IPSAS] except for full consolidation of its Subsidiaries, Associates and Joint Ventures as required by IPSAS 35; as a result, the Lagos State Government is not able to make an explicit statement of its full compliance with Accrual Basis IPSAS. The Financial Statements contained herein are therefore referred to as the Accrual IPSAS-based Financial Statements of Lagos State Government for the financial year ended 31st December, 2023.

SPECIAL OPINION

The State received the last tranche of the Year 2022 performance-based grant from the Federal Government in the year under review. The grant was subject to the State's performance against predefined criteria in the World Bank assisted States Fiscal Transparency, Accountability and Sustainability Program for Results (SFTAS P for R). The expenditure framework [and receipts] are detailed in Note 55 in the attached General Purpose Financial Statements of the State Government.

In my opinion, the expenditures incurred [and funds received] against the SFTAS Program by the State for the year ended 31st December, 2023 in accordance with IPSAS as described in Note 55 were presented fairly in all material respects.


M. J. Adetola
Ag. State Auditor-General
May 31, 2024.

Lagos State Government
Financial Statements
For the year ended 31st December 2023

Statement of Financial Performance

		31-Dec-23	31-Dec-22
		N'000	N'000
Revenue	Note		
Revenue from Non-exchange Transactions:			
Taxation Income	9	679,416,572	506,032,441
Levies, Fees, and Fines	10	71,935,929	64,796,112
Statutory Allocation	11	329,692,942	233,101,105
Grants	12	12,254,938	5,361,304
Other Revenue from Non-exchange Transactions	13	33,575,294	23,856,170
Revenue from exchange transactions:			
Income from Services	14	61,431,497	57,020,574
Capital Receipts	15	29,980,306	31,418,662
Investment Income	16	5,134,249	5,836,130
Interest Income	17	1,208,057	1,737,073
Total Operating Revenue		1,224,629,784	929,159,573
Expenses			
Wages, Salaries and Employee Benefits	18	192,250,317	152,503,955
Grants and Other Transfers	19	26,468,611	21,265,072
Subvention to Parastatals	20	128,379,291	98,386,735
General and Administrative Expenses	21	200,347,542	136,518,986
Total Operating Expenses		547,445,761	408,674,747
Surplus for the Period before Capital Items, Foreign Exchange Losses and Public Debt Charges		677,184,022	520,484,826
Capital Expenditure	22	314,276,460	230,544,581
Public Debt Charges	23	127,638,102	114,854,577
Net (Gain)/Loss on Foreign Exchange Transactions	24	555,418,654	20,375,651
Depreciation	31b	140,443,016	136,831,409
Net (Gain)/Loss on Disposal of Fixed Assets	31c	-	52,341
		1,137,776,232	502,658,558
Surplus/(Deficit) for the period		(460,592,208)	17,826,268

The accounting policies and notes form an integral part of these financial statements.

STATE TREASURY OFFICE
 MINISTRY OF FINANCE
 THE SECRETARIAT
 ALAUSA -IKEJA, LAGOS


ABIODUN S. MURITALA
 PERMANENT SECRETARY/ACCOUNTANT-GENERAL
 LAGOS STATE

Lagos State Government
Financial Statements
For the year ended 31st December 2023

Statement of Financial Position

	Note	31-Dec-23 N'000	31-Dec-22 N'000
Assets			
Current Assets			
Cash and Cash Equivalents	25	218,079,807	74,362,279
Receivables from Exchange Transactions	26	301,875	302,068
Recoverables from Non-exchange Transactions	27	27,302,734	24,773,029
Inventory	28a	10,319,457	8,116,753
		256,003,873	107,554,129
Non-current Assets			
Available-for-sale Investments	29	136,881,852	71,067,829
Financial Assets	30	22,652,013	28,679,804
Property, Plant and Equipment	31	3,192,802,153	3,044,020,771
		3,352,336,018	3,143,768,404
Total Assets		3,608,339,891	3,251,322,533
Current Liabilities			
Payables and Other Liabilities	32	154,530,512	198,930,098
Public Funds	33	1,367,607	428,026
Public Debt (Borrowings)	34	212,207,096	161,568,242
Finance Lease Obligations	35	4,401,103	4,034,539
		372,506,317	364,960,905
Non-current Liabilities			
Public Debt (Borrowings)	34	1,891,009,379	1,170,929,540
Finance Lease Obligations	35	17,141,308	15,112,138
Retirement Benefit Obligations	36	7,530,046	14,588,148
		1,915,680,733	1,200,629,826
Total Liabilities		2,288,187,050	1,565,590,731
Net Assets			
Accumulated Surplus		1,186,770,989	1,618,163,973
Available-for-sale Reserve		133,381,852	67,567,829
		1,320,152,842	1,685,731,803
Total Net Assets and Liabilities		3,608,339,891	3,251,322,533

The Accounting Policies and Notes form an Integral part of these Financial Statements.

STATE TREASURY OFFICE
 MINISTRY OF FINANCE
 THE SECRETARIAT
 ALAUSA -IKEJA, LAGOS


 ABIODUN S. MURITALA
 PERMANENT SECRETARY/ACCOUNTANT-GENERAL
 LAGOS STATE

Lagos State Government
Financial Statements
For the year ended 31st December 2023


Statement of Changes in Net Assets for the Year ended 31st December 2023

	Accumulated Surplus	Available for Sale Reserve	Total Reserve
	N'000	N'000	N'000
Balance at 1 January 2023	1,618,163,973	67,567,829	1,685,731,803
Actuarial Gains/(Losses)	(2,394,741)	-	(2,394,741)
Newly recognised Asset	-	-	-
Opening Cash balances of parastatals	8,096,102	-	8,096,102
Change in Fair Value Available-for -sale Financial Assets	-	65,814,024	65,814,024
Adjustment for Payables	23,497,863	-	23,497,863
Surplus/(Deficit) for the Period	(460,592,208)	-	(460,592,208)
Balance at 31 December 2023	1,186,770,989	133,381,852	1,320,152,844

Statement of Changes in Net Assets for the Year ended 31st December 2022

	Accumulated Surplus	Available for Sale Reserve	Total Reserve
	N'000	N'000	N'000
Balance at 1 January 2022	1,649,765,092	62,067,467	1,711,832,559
Actuarial Gains/(Losses)	(20,496,989)	-	(20,496,989)
Federal Inland Revenue Tax Liability	(28,930,397)	-	(28,930,397)
Change in Fair Value Available-for -sale Financial Assets	-	5,500,362	5,500,362
Surplus/(Deficit) for the Period	17,826,268	-	17,826,268
Balance at 31 December 2022	1,618,163,973	67,567,829	1,685,731,803

STATE TREASURY OFFICE
 MINISTRY OF FINANCE
 THE SECRETARIAT
 ALAUSA -IKEJA, LAGOS


ABIODUN S. MURITALA
 PERMANENT SECRETARY/ACCOUNTANT-GENERAL
 LAGOS STATE


Lagos State Government
Financial Statements
For the year ended 31st December 2023

Statement of Cash Flows

	Note	31-Dec-23 N'000	31-Dec-22 N'000
Cash Flows from Operating Activities			
Receipts			
<i>Revenue from Non-exchange Transactions:</i>			
Net Tax Receipts	9	678,127,782	506,308,187
Levies, Fees and Fines	10	71,935,929	64,796,112
Statutory Allocation	11	329,692,942	233,101,105
Grants	12	12,254,938	5,361,304
Other Revenue from Non-exchange Transactions	13	33,575,294	23,856,170
Exchange Gain (Realised)		22,611,717	230,533
<i>Revenue from Exchange Transactions:</i>			
Income from Services	14	61,431,497	57,020,574
Capital Receipts	15	29,980,306	31,418,662
Investment Income	16	5,134,249	5,836,130
Interest Income	17	1,208,057	1,737,073
Changes in Other Receivables	27	(4,121,186)	2,231,841
Total Receipts		1,241,831,524	931,897,695
Payments			
Payment of Public Debt Charge	49	127,405,945	94,050,653
Wages, Salaries and Employee Benefits	50	199,411,904	168,711,178
General and Administrative Expenses	51	236,508,425	153,343,214
Subvention to Parastatals	52	133,060,247	102,923,109
Movement in payables		11,301,723	(105,392,623)
Payment to Suppliers	28	2,202,703.67	3,271,384
Total Payments		709,890,947	416,906,915
i. Net Cash Flows from Operating Activities		531,940,577	514,990,779
Cash Flows from Investing Activities			
Purchase and Construction of Assets	53	(598,367,061)	(651,897,686)
(Increase)/Decrease in Bond Sinking Fund	30	6,027,791	(3,710,924)
ii. Net Cash Flows used in Investing Activities		(592,339,270)	(655,608,610)
Cash Flows from Financing Activities			
Proceeds from Borrowings	48	378,483,612	318,023,628
Repayment of Borrowings	54	(183,403,075)	(186,443,152)
Parastatals opening cash balances		8,096,102	-
Movement in Public Funds	33	939,581	(1,550)
iii. Net Cash Flows used in Financing Activities		204,116,220	131,578,926
Net Cash Flow [i] + [ii] + [iii]		143,717,528	(9,038,904)
Increase/decrease in Cash and its Equivalent			
Closing Cash and its Equivalent	25	218,079,807	74,362,279
Less: Opening Cash and its Equivalent	25	74,362,279	83,401,183
Increase/(decrease) in Cash and its Equivalent		143,717,528	(9,038,904)

The accounting policies and notes form an integral part of these financial statements.

STATE TREASURY OFFICE
 MINISTRY OF FINANCE
 THE SECRETARIAT
 ALAUSA -IKEJA, LAGOS


 ABIODUN S. MURITALA
 PERMANENT SECRETARY/ACCOUNTANT-GENERAL
 LAGOS STATE

Lagos State Government
Financial Statements
For the year ended 31st December 2023

Statement of Comparison of Budget and Actual Amount

	Note	Budgeted		Actual on Comparable Basis N'000	Difference Final Budget and Actual N'000
		Final N'000	Initial N'000		
Receipts					
<i>Revenue from Non-exchange Transactions:</i>					
Taxes	41	682,905,600	682,905,600	678,127,782	4,777,818
Other Internally Generated Revenue	42	222,498,558	222,498,558	127,063,654	95,434,903
Dedicated Revenue	43	89,410,515	89,410,515	63,698,838	25,711,676
Grants	44	51,881,976	51,881,976	12,254,938	39,627,038
Capital Receipts	45	45,636,050	45,636,050	29,980,306	15,655,744
Federal Transfers	46	283,835,000	283,835,000	329,692,942	(45,857,942)
<i>Revenue from Exchange Transactions:</i>					
Investment Income	47	6,645,350	6,645,350	5,134,249	1,511,101
		1,382,813,048	1,382,813,048	1,245,952,710	136,860,338
Receipt from Loans and other Financing	48	385,201,107	385,201,107	378,483,612	6,717,495
Total Receipts		1,768,014,155	1,768,014,155	1,624,436,322	143,577,833
Payments					
Debt Charges	49	86,826,726	86,826,726	127,405,945	(40,579,219)
Personnel Cost	50	198,526,988	227,581,447	199,411,904	(884,916)
Overhead Cost	51	291,448,974	258,251,803	236,508,425	54,940,549
Subvention Overhead	52	184,415,767	175,436,533	133,060,247	51,355,521
Capital Expenditure	53	782,216,621	795,338,567	598,367,061	183,849,559
Facility Repayments	54	224,579,080	224,579,080	183,403,075	41,176,005
Total Payments		1,768,014,155	1,768,014,155	1,478,156,657	289,857,498
Net Receipts		(0)	0	146,279,665	(146,279,665)
Adjustment to reconcile Statement of Comparison of Budget and Actual amounts to Statement of Cash flows					
Net Receipts on Actual on Comparable Basis				146,279,665	
(Increase)/Decrease in Bond Sinking Fund				6,027,791	
Increase in Receivables				(4,121,186)	
Payment to Suppliers				(2,202,704)	
Movement in payables				(11,301,723)	
Movement in Public Funds				939,581	
Parastatals opening cash balances				8,096,102	
				143,717,528	

The accounting policies and notes form an integral part of these financial statements. The budget and the financial statements are prepared on a different basis. The statement of comparison of budget and actual amounts above is prepared on the same basis as the budget.

STATE TREASURY OFFICE
 MINISTRY OF FINANCE
 THE SECRETARIAT
 ALAUSA -IKEJA, LAGOS


 ABIODUN. S. MURITALA
 PERMANENT SECRETARY/ACCOUNTANT-GENERAL
 LAGOS STATE

Statement of Accounting Policies

1 General Information

Lagos State was created on May 27, 1967 by virtue of State (creation and transitional provisions) Decree no 14 of 1967, which restructured Nigeria's federation into 12 States and is located in the South-West of Nigeria, bounded in the north and east by Ogun State, in the west by the republic of Benin and in the south by the Atlantic ocean.

The coast line is about 200 kilometres long, and covers an area of about 358,862 hectares or 3,577 square km and represents about 0.4% of Nigeria's territorial land mass of 923,773 square km and it is a socio-cultural melting pot, making it a home to people across the globe.

Lagos State is a major economic centre of Nigeria and has become the 3rd largest megacity in Africa with a population of over 20 million, with a growth driven by vital reforms in the State Services such as Taxation, Transport, and Waste Management. Lagos State remains the economic and financial hub that is safe, secure, functional and productive through its potential to generate revenue.

The governance structure is currently under the Executive Leadership of Mr. Governor, Mr. Babajide Sanwo-Olu. The State House of Assembly is the legislative arm while the Lagos State Judiciary represents the third arm of government.

2 Legal Basis and Accounting Framework

The Financial Statements of the LASG have been prepared using the accrual basis in accordance with the requirements of International Public Sector Accounting Standards (IPSAS) and in accordance with Sections 13 and 14 of the Lagos State Public Finance Law 2011 while the Office of the Accountant General of Lagos State is empowered to choose the basis of reporting.

The accounting framework of the Lagos State Government (LASG) focuses on reporting the budgetary activities of the government for the financial year as laid down in the Appropriation Law.

3 Basis of Preparation

(a) Statement of Compliance

LASG adopted Accrual Basis IPSAS on 1st January 2016 and has consistently prepared its financial statements on this basis.

(b) LASG applies the following fundamental Accounting Concepts as the basis for preparation of its financial Statements:

- *Going Concern
- *Historical Cost
- *Materiality
- *Consistency
- *Matching
- *Periodicity
- *Relevance
- *Realisation etc.

(c) Basis of Measurement

The financial statements have been prepared on the basis of historical cost, unless stated otherwise.

The following statements are presented:

- *Statement of Financial Performance for the year ended 31st December 2023
- *Statement of Financial Position as at 31st December 2023
- *Cash Flow Statement for the year ended 31st December 2023
- *Statement of Changes in Net Assets for the year ended 31st December 2023
- *Statement of Comparison of Budget and Actual information for the year ended 31st December 2023

(d) Functional and Presentation Currency

The financial statements are presented in Naira, which is the functional and reporting currency of LASG and all values are rounded to the nearest thousand (₦000).

Statement of Accounting Policies

(c) Going Concern

The financial statements have been prepared on a going concern basis.

4 Accounting Principles

The objective of the financial statements is to provide information about the financial position, performance and cash flows of LASG that is useful to a wide range of users. Being a public sector entity, the objectives were developed specifically to provide information useful for decision making, and also to demonstrate the level of LASG's accountability for the resources entrusted to it.

The key considerations and accounting principles to be followed when preparing the financial statements are those laid out in LASG's Financial Regulations and Public Finance Management Law (2011) and those described in IPSAS 1. This includes: fair presentation, accrual basis, going concern, consistency of presentation, aggregation, offsetting and comparative information.

Preparation of the financial statements in accordance with the above mentioned rules and principles requires management to make estimates that affect the reported amounts of certain items in the Statement of financial position and Statement of financial performance (economic outturn account), as well as the related disclosures.

5 Accounting Periods

The accounting year is from 1st January to 31st December.

6 Summary of Significant Accounting Policies

LASG has applied the following accounting policies in preparation of the financial statements for the year ended 31 December 2023. These policies have been consistently applied to all the years presented, unless otherwise stated.

6.1 Revenue

Revenue includes only the gross inflow of economic benefits or service potential received or is receivable by the entity on its own account. Those amounts collected as an agent of the government or on behalf of third parties are not considered as revenue. Revenue is measured at the fair value of the consideration received or receivable.

6.1.1 Revenue from Non-exchange Transactions

These are transactions in which LASG receives value from, without directly giving appropriately equal value in exchange. This includes mainly direct and indirect taxes. In addition to taxes, LASG also receives payments from other parties, such as transfers, grants, fines and donations.

(a) Taxes Receipts

Taxes are economic benefits or service potential compulsorily paid or payable to LASG, in accordance with laws and/or regulations, established to provide revenue to the Government. Taxes do not include fines or other penalties imposed for breach of the law. LASG recognises revenue from taxes by reference to the earning of assessable income by the taxpayers. Taxes are measured at the fair value of the consideration received or receivable to Lagos State Inland Revenue Service. The tax rates and tax laws used to compute the amount are those that are enacted or substantively enacted, at the reporting date. LASG taxes include: Pay-As-You-Earn, Tax on Contract, Withholding Tax, Entertainment Tax, Capital Gain Tax, Stamp Duties, Development Levy, Property Tax, Business Premises and other tax receipts.

(b) Levies, Fees and Fines

These are inflows of future economic benefits or service potentials from non-exchange transactions other than taxes. They are economic benefits or service potential received or receivable by LASG, as determined by Lagos State laws or by a court and other law enforcement bodies, as a consequence of the breach of laws or regulations and are recognised at the point when the levy is being imposed.

Statement of Accounting Policies

(c) Statutory Allocation

Statutory allocation is income from the revenue allocation system wherein funds are allocated to each federating unit from the Federation Account based on certain predetermined criteria. Statutory allocation is measured at fair value and recognised at point of receipt.

(d) Capital Receipts

These include grants and other capital receipts. Capital receipts are measured at fair value or when there is an enforceable claim to receive the asset if it is free from conditions. Capital receipts are recognised when it is probable that the economic benefits or service potential related to the asset will flow to LASG and can be measured reliably.

(e) Other Revenue from Non-exchange Transactions

These represent revenue from Lottery Board and recovered funds. Revenue from Lottery Board is received from lottery and bet operators in the State. This is recognised at the fair value of the consideration received or receivable.

6.1.2 Revenue from Exchange Transactions

These are transactions in which LASG receives consideration from, and directly gives approximately equal value in exchange for goods, services or use of assets. They are recognised at fair value of consideration received or receivable. LASG revenue from exchange transactions include: Private Sector Developer Programme, Lekki-Ikoyi toll revenue, rent on LASG properties, proceeds from hospital units and other miscellaneous revenue from exchange transactions.

Revenue from the sale of goods and services is recognised when the significant risk and rewards of ownership of the goods are transferred to the buyer. This is when the goods have been delivered and when the revenue can be measured reliably and it is probable that the economic benefits or service potential associated with the transaction will flow to LASG.

Revenue involving the provision of services is recognised by reference to the stage of completion of the transaction at the reporting date.

Revenue arising from the use by others of LASG's assets yielding rental income, interest, royalties and dividends or similar distributions, are recognised as they are earned in accordance with the substance of the relevant agreement. Revenue is recognised when the amount can be measured reliably, and it is probable that the economic benefits or service potential associated with the transaction will flow to LASG.

Where the contract outcome cannot be measured reliably, revenue is recognised only to the extent that the expenses incurred are recoverable.

(a) Rental Income

Rental income arising from operating leases on investment properties is accounted for on a straight-line basis over the lease terms and included in revenue.

(b) Revenue from Other Services

Revenue from other services include proceeds from Private Sector Developer Programme, Lekki-Ikoyi toll revenue, proceeds from hospital units and other miscellaneous revenue from exchange transactions. LASG recognises revenue from rendering of services as it is earned, that is, as the services is provided. It is measured at the fair value of the consideration received or receivable.

(c) Investment Income

Investment income consists of dividend income. Dividend income or similar distributions are recognised when LASG's right to receive payment is established.

6.2 Public Debt Charge

Interest cost is calculated using the Effective Interest Rate Method. The effective yield discounts estimated future cash receipts through the expected life of the financial asset to that asset's net carrying amount. The method applies this yield to the principal outstanding to determine interest income / cost for each period.

Statement of Accounting Policies

6.3 Cash and Cash Equivalent

Cash and cash equivalents as shown in the statement of financial position comprises cash-in-hand or bank, deposit held at call with financial institutions and other short-term, highly liquid investments with original maturities of three months or less that are readily convertible to known amounts of cash and which are subject to an insignificant risk of changes in value.

6.4 Inventory

Inventories are stated at the lower of cost, current replacement cost and net realizable value. Net realizable value is the estimated selling price in the ordinary course of business, less any applicable completion and selling expenses. When inventories are held for distribution at no charge or for a nominal charge, they are measured at the lower of cost and current replacement cost. Current replacement cost is the cost the LASG would incur to acquire the asset on the reporting date.

The cost of finished goods and work in progress is determined using the first-in, first-out (FIFO) method and comprises raw materials, direct labour, other direct costs and related production overheads (based on normal operating capacity), incurred in bringing inventory to its present location and condition but excludes borrowing costs.

6.5 Financial Instrument

A financial instrument is any contract that gives rise to both a financial asset of one entity and a financial liability or equity instrument of another entity. LASG classifies its financial assets in the following categories: at fair value through surplus or deficit, held to maturity, loans and receivables, and available for sale. The classification depends on the purpose for which the financial assets were acquired.

LASG classifies its financial liabilities at fair value through surplus or deficit and at amortised cost. Classification of financial liabilities is based on the nature or characteristic of the instrument. The Office of the Accountant General determines the classification of its financial assets and liabilities at initial recognition.

6.5.1 Classification

(a) Financial Assets and Liabilities at Fair Value through Surplus or Deficit

Financial assets or liabilities at fair value through surplus or deficit are financial assets or liabilities held for trading. A financial asset or liability is classified in this category if: acquired principally for the purpose of selling or repurchasing in the short term; or on initial recognition, it is part of a portfolio of identified financial instruments that are managed together and for which there is evidence of a recent pattern of short-term profit taking. Assets in this category are classified as current assets if expected to be realised within twelve months; otherwise, they are classified as non-current assets.

(b) Loans and Receivables

Loans and receivables are non-derivative financial assets with fixed or determinable payments that are not quoted in an active market. They are included in current assets, except for maturities greater than twelve months after the end of the reporting period. These are classified as non-current assets. LASG's loans and receivables comprise 'receivables from exchange transactions', 'recoverable from non-exchange transactions', 'other receivables' and 'cash and cash equivalents' and are presented in the statement of financial position.

(c) Available-for-sale Investments

Available-for-sale financial assets are non-derivatives that are either designated in this category or not classified in any of the other categories. They are included in non-current assets unless the investment matures or LASG intends to dispose of it within 12 months of the end of the reporting period. LASG has recognised some of its quoted and unquoted investments as well as managed funds as available-for-sale Investment.

Statement of Accounting Policies

(d) Financial Liabilities at Amortised Cost

Financial Liabilities at amortised cost include Payables, Other Liabilities and Debts.

6.5.2 Categories and Measurement

(a) Financial Asset or Financial Liability at Fair Value through Surplus or Deficit

Financial instruments in this category are measured at fair value on both initial recognition and subsequently. Transaction costs are expensed in the statement of financial performance. Surplus and deficit arising from changes in fair value are presented in the statement of financial performance within "other surplus and deficit (net)" in the period in which they arise. Non-derivative financial assets and liabilities at fair value through surplus or deficit are classified as current except for the portion expected to be realised or paid beyond twelve months of the reporting date, which are classified as long-term.

(b) Loans and Receivables

Loans and receivables are initially recognised at fair value less transaction costs. Subsequently, loans and receivables are measured at amortised cost using the effective interest method less a provision for impairment.

(c) Available-for-sale Investments

Available-for-sale investments are recognised initially at fair value plus transaction costs and are subsequently carried at fair value. A gain or loss on an available-for-sale financial asset shall be recognised directly in net assets through the Statement of changes in net assets, except for impairment losses and foreign exchange gains and losses, until the financial asset is derecognised, at which time the cumulative gain or loss previously recognised in net assets shall be recognised in surplus or deficit. On the other hand, interest calculated using the effective interest method is recognised in surplus or deficit. Available-for-sale investments are classified as non-current asset, unless an investment matures within twelve months, or the directors expect to dispose of it within twelve months.

(d) Financial Liabilities at Amortised Cost

Financial liabilities measured at amortised cost are recognised initially at fair value, net of any transaction costs incurred, and subsequently at amortised cost using the effective interest method. These are classified as current liabilities if payment is due within twelve months. Otherwise, they are presented as non-current liabilities.

6.5.3 Recognition and De-recognition

Financial instruments are recognised when LASG becomes a party to the contractual provisions of the instrument. Planned future transactions, no matter how likely their occurrence may be, are not assets and liabilities because the entity has not become a party to a contract.

Financial assets are derecognised when the rights to receive cash flows from the assets have expired or have been transferred and LASG has transferred substantially all risks and rewards of ownership. Financial liabilities are derecognised when the obligation under the liability is discharged, cancelled or expires.

6.5.4 Reclassification

LASG may choose to reclassify a non-derivative trading financial asset out of the held for trading category if the financial asset is no longer held for the purpose of selling it in the near term. Financial assets other than loans and receivables are permitted to be reclassified out of the held for trading category only in rare circumstances arising from a single event that is unusual and highly unlikely to recur in the near term.

Reclassifications are made at fair value as of the reclassification date. Fair value becomes the new cost or amortised cost as applicable, and no reversals of fair value gains or losses recorded before reclassification date are subsequently made.

6.5.5 Offsetting Financial Instruments

Financial assets and liabilities are offset and the net amount reported in the statement of financial position when there is a legally enforceable right to offset the recognised amounts and there is an intention to settle on a net basis or realise the asset and settle the liability simultaneously. The legally enforceable right must not be contingent on future events and must be enforceable in the normal course of business.

Statement of Accounting Policies

6.5.6 Impairment of Financial Assets

LASG assesses at the end of each reporting period whether there is objective evidence that a financial asset or group of financial assets are impaired. A financial asset or a group of financial assets is impaired and impairment losses are incurred only if there is objective evidence of impairment as a result of one or more events that occurred after the initial recognition of the asset (a 'loss event') and that loss event (or events) has an impact on the estimated future cash flows of the financial asset or group of financial assets that can be reliably estimated.

Evidence of impairment may include indications that the debtors or a group of debtors is experiencing significant financial difficulty, default or delinquency in interest or principal payments, the probability that they will enter bankruptcy or other financial reorganisation, and where observable data indicate that there is a measurable decrease in the estimated future cash flows, such as changes in arrears or economic conditions that correlate with defaults.

For loans and receivables category, the amount of the loss is measured as the difference between the asset's carrying amount and the present value of estimated future cash flows (excluding future credit losses that have not been incurred) discounted at the financial asset's original effective interest rate.

The carrying amount of the asset is reduced and the amount of the loss is recognised in the statement of financial performance. If a loan or held-to-maturity investment has a variable interest rate, the discount rate for measuring any impairment loss is the current effective interest rate determined under the contract.

As a practical expedient, LASG may measure impairment on the basis of an instrument's fair value using an observable market price. If, in a subsequent period, the amount of the impairment loss decreases and the decrease can be related objectively to an event occurring after the impairment was recognised (such as an improvement in the debtor's credit rating), the reversal of the previously recognised impairment loss is recognised in the statement of financial performance.

6.5.7 Financial Instruments Denominated in Foreign Currencies

These are financial instruments denominated in a currency other than the functional currency that results in the contractual right to collect, or contractual obligation to deliver cash in foreign currencies such as external loans where the amounts payable or receivable are denominated in a foreign currency.

Financial instruments denominated in a foreign currency are initially recognised in the functional currency, by applying to the foreign currency amount, the spot exchange rate between the functional currency and the foreign currency at the date of the transaction. At each subsequent reporting date, these financial instruments are translated using the closing rate.

Statement of Accounting Policies

6.6 Property, Plant and Equipment (PPE)

LASG performed an asset verification exercise in order to determine the deemed cost of some PPE items as at the date of adoption of IPSAS. Recognition of PPE items will be on a class by class basis.

Property, plant and equipment are stated at historical cost less accumulated depreciation and impairment losses. Historical cost includes expenditure that is directly attributable to the acquisition or construction of the asset. Subsequent costs are included in the asset's carrying amount or recognised as a separate asset, as appropriate, only when it is probable that future economic benefits or the service potentials, associated with the item will flow to LASG and its cost can be measured reliably.

Repairs and maintenance costs are charged to the statement of financial performance during the financial period in which they are incurred.

Finance costs attributable to amounts borrowed by LASG to fund the acquisition of property, plant and equipment are expensed immediately they are incurred.

Assets under construction are not depreciated as these assets are not yet available for use. Depreciation on other assets is calculated using the straight-line method to allocate their cost to their residual values over their estimated useful lives.

6.6.1 Depreciation Rates

The following standard rates shall be applied to all LASG assets:

Item	Depreciation Rate
Land	N/A
Building	2%
Constructed asset*	2%-10%
Heritage asset	N/A
Capital work in progress	N/A
Plant and machinery	5%
Motor vehicle	25%
Biological asset	10%-50%
Computer office & equipment	25%
Intangible Asset	25%
Concession asset	5%
Leased asset	10%
Furniture and fitting	10%

*The following depreciation rates were used for constructed assets: bridges: 2%; roads: 5%; traffic lights: 5%; street lights: 10%; drainages: 5%.

Gains or losses on disposals are determined by comparing proceeds less selling expenses with the carrying amount of the disposed asset and are included in the Statement of financial performance.

6.7 Public Debt Charge

Public debt charges are interest and other expenses incurred by LASG in connection with the borrowing of funds for qualifying assets. LASG has adopted the benchmark treatment, under which public debt charges are recognised as an expense in the period in which they are incurred, regardless of how the debts are applied.

Statement of Accounting Policies

6.8 Impairment of Non-financial Asset

Impairment is defined as a loss in the future economic benefits or service potential of an asset, over and above the systematic recognition of the loss of the asset's future economic benefits or service potential through depreciation.

LASG assesses whether there is any indication that an asset may be impaired at each reporting date. If any such indication exists, LASG will estimate the recoverable amount of the asset. For intangible assets, irrespective of whether there is any indication of impairment, LASG will test its intangible asset with an indefinite useful life or an intangible asset not yet available for use for impairment annually by comparing its carrying amount with its recoverable amount. If there is an indication that an asset may be impaired, this may indicate that the remaining useful life, the depreciation (amortisation) method, or the residual value for the asset needs to be reviewed and adjusted in accordance with the standard applicable to the asset. If the reasons for impairments recognised in previous years no longer apply, the impairment losses are reversed accordingly.

Recoverable amount is the higher of an asset's fair value less costs to sell and its value in use. Impairment loss is recognised when the recoverable amount of an asset is less than its carrying amount. The carrying amount of the asset shall be reduced to its recoverable amount. An impairment loss shall be recognised immediately in surplus or deficit.

After the recognition of an impairment loss, the depreciation (amortisation) charge for the asset shall be adjusted in future periods to allocate the asset's revised carrying amount, less its residual value (if any), on a systematic basis over its remaining useful life.

Cash-generating Units

A cash-generating unit is the smallest identifiable group of assets held with the primary objective of generating a commercial return that generates cash inflows from continuing use that are largely independent of the cash inflows from other assets or groups of assets. Identification of an asset's cash-generating unit involves judgment. If recoverable amount cannot be determined for an individual asset, LASG will determine the recoverable amount of the cash-generating unit to which the asset belongs (the asset's cash-generating unit).

6.9 Employee Benefits

(a) Short term employee benefits

LASG accrues for the following short term benefits in the period in which the associated services are rendered by its employees: salaries; wages; paid annual leave; short term compensated absence and short-term performance bonuses. LASG recognises short term employee benefits costs when employees render services in exchange for these benefits to the extent that the benefits are not yet paid at the reporting date.

b) Defined Benefit Plan

LASG operated a defined benefit pension plan up to 31st March 2007. The liability recognised in the statement of financial position in respect of defined benefit pension plans is the present value of the defined benefit obligation at the Statement of financial position date. The defined benefit obligation is calculated by actuaries using the projected unit credit method. The present value of the defined benefit obligation is determined by discounting the estimated future cash outflows using interest rates of government bonds that are denominated in the currency in which the benefits will be paid, and that have terms to maturity approximating to the terms of the related pension liability.

Actuarial gains and losses arising from experience adjustments and changes in actuarial assumptions are recognised immediately in the surplus or deficit. Past-service costs are recognised immediately in the surplus or deficit, unless the changes to the pension plan are conditional on the employees remaining in service for a specified period of time (the vesting period), in which case, the past-service costs are amortised on a straight-line basis over the vesting period. A provision of 5% on gross salaries is made monthly into a sinking fund managed by the Lagos State Pension Commission for the eventual payment of this liability.

Statement of Accounting Policies

(c) Defined Contribution Plan

LASG operates a defined contribution pension scheme for members of staff which is independent of its finances and is managed by pension fund administrators. The Scheme is funded by 7.5% contribution from employees and 7.5% contribution from the employer. The new rate of 8% contribution by employees and 10% contribution by employers in accordance with the amended pension reform law of 22nd february,2019 took effect from January 2020. LASG has no further payment obligations once the contributions have been paid. Contribution payable is recorded as an expense under 'staff costs' while unpaid contributions are recorded as a liability. No actuarial computation is required because LASG does not bear any risk in respect of the plan.

d) Other Long Term Employment Benefits

These are all employee benefits other than post employment benefits and termination benefits. The amount recognised as the liability is the net total at the end of the reporting period of the present value of the defined benefit obligation. The net total of the service cost, net interest and re-measurement of the defined benefit liability are recognised in the statement of financial performance.

7 Foreign Currency Transactions

Items included in the financial statements of each of LASG's entities are measured using the currency of the primary economic environment in which the entity operates ('the functional currency'). The financial statements are presented in Nigerian Naira (NGN), which is LASG's functional and presentation currency. Foreign currency transactions throughout the year are converted into Nigerian Naira at the ruling Central Bank of Nigeria (CBN) rate of exchange at the dates of the transactions. Foreign currency balances as at the year-end are valued at the exchange rates prevailing at that date.

Monetary assets and liabilities denominated in foreign currencies are translated into Nigerian Naira on the basis of the exchange rates applicable at the reporting period. Foreign exchange gains and losses that relate to debts are presented within the finance cost in the statement of financial performance. All other foreign exchange gains and losses are presented in the statement of financial performance on a net basis within other income or other expenses.

Non-monetary items that are measured at fair value in foreign currency are translated using the exchange rates at the date when the fair value was determined. Translation differences on assets and liabilities carried at fair value are reported as part of the fair value gain or loss.

Statement of Accounting Policies

8 Significant Accounting Judgments, Estimates and Assumptions

8.1 Contingent Assets

A contingent asset is a possible asset that arises from past events and of which the existence will be confirmed only by the occurrence or non-occurrence of one or more uncertain future events not wholly within the control of LASG. A contingent asset is disclosed when an inflow of economic benefits or service potential is probable.

8.2 Contingent Liabilities

A contingent liability is a possible obligation that arises from past events and of which the existence will be confirmed only by the occurrence or non-occurrence of one or more uncertain future events not wholly within the control of the LASG, or a present obligation that arises from past events but is not recognised because:

- it is not probable that an outflow of resources embodying economic benefits or service potential will be required to settle the obligation or,
- the amount of the obligation cannot be measured with sufficient reliability.

The preparation of LASG's financial statements in conformity with IPSAS requires management to make judgments, estimates and assumptions that affect the reported amount of revenues, expenses, assets and liabilities, and the disclosure of contingent liabilities, at the end of the reporting period. However, uncertainty about these assumptions and estimates could result in outcomes that require a material adjustment to the carrying amount of the asset or liability affected in future periods.

8.3 Estimation and Assumption

The preparation of financial statements in conformity with IPSAS requires the use of certain critical accounting estimates. It also requires management to exercise its judgement in the process of applying LASG's accounting policies. The areas involving a higher degree of judgement or complexity, or areas where assumptions and estimates are significant to the financial statements are disclosed herein.

Estimates and judgements are continually evaluated and are based on historical experience and other factors, including expectations of future events that are believed to be reasonable under the circumstances. LASG makes estimates and assumptions concerning the future. The resulting accounting estimates will, by definition, seldom equal the related actual results.

8.4 Fair Value Estimation

Where the fair value of financial assets and financial liabilities recorded in the statement of financial position cannot be derived from active markets, their fair value is determined using valuation techniques including the discounted cash flow model. The inputs to these models are taken from observable markets where possible, but where this is not feasible, judgment is required in establishing fair values. Judgment includes the consideration of inputs such as liquidity risk, credit risk, financial risk and volatility. Changes in assumptions about these factors could affect the reported fair value of financial instruments.

8.5 Recoverable from Non-exchange Transactions

A recoverable is recognised when revenue is earned but cash or its equivalent is yet to be received. In accordance with revenue recognition criteria, LASG has measured its recoverables arising from tax receipts by using statistical model based on the history of collecting the particular tax in prior periods.

8.6 Employee Benefit Obligation

The cost of the defined benefit pension plan, long service awards, gratuity scheme and post-employment medical benefits and the present value of these defined benefit obligations are determined using actuarial valuations. An actuarial valuation involves making various assumptions that may differ from actual developments in the future. These include the determination of the discount rate, future salary increases, mortality rates and future pension increases. Due to the complexities involved in the valuation and its long-term nature, a defined benefit obligation is highly sensitive to changes in these assumptions. All assumptions are reviewed at each reporting date.

Statement of Accounting Policies

8.7 Depreciation and Carrying Amount of Property, Plant and Equipment

The estimation of the useful lives of PPE is based on the state's accounting policy. Any material adjustment to the estimated useful lives of items of property, plant and equipment will have an impact on their carrying value.

8.8 Finance Lease

Leases of property, plant and equipment where LASG, as lessee, has substantially all the risks and rewards of ownership are classified as finance leases. Finance leases are capitalised at the inception of the lease at the present value of the minimum lease payments. Each lease payment is allocated between the liability and finance charges so as to achieve a constant rate on the balance outstanding.

The corresponding rental obligations, net of finance charges, are included in long term liabilities if the tenure is more than one year. The finance cost is charged to the profit or loss over the lease period so as to produce a constant periodic rate of interest on the remaining balance of the liability for each period.

Property, plant and equipment acquired under finance leases are depreciated on a straight-line basis over the asset's useful life or over the shorter of the asset's useful life and the lease term.

STATE TREASURY OFFICE
MINISTRY OF FINANCE
THE SECRETARIAT
ALAUJA -IKEJA, LAGOS


ABIODUN. S. MÚRITALA
PERMANENT SECRETARY/ACCOUNTANT-GENERAL
LAGOS STATE

Lagos State Government
Financial Statements
For the year ended 31st December 2023

Notes to the Financial Statements

9 Taxation Income	31-Dec-23	31-Dec-22
	N'000	N'000
Net Recoverables from Tax:		
Recoverable from Tax Receipts at the beginning of the year	3,362,888	3,698,635
Less: Recoverable from Tax Receipts at the end of the year	4,651,678	3,362,888
	(1,288,790)	275,747
Taxation Income during the year:		
Pay-As-You-Earn Tax:	487,285,809	374,537,398
Direct Assessment	33,026,809	26,515,054
Capital Gain Tax	1,758,704	1,559,166
Entertainment Tax	7,489,312	6,257,680
Withholding Tax	114,324,196	65,378,283
Tax Penalties	43,108	40,004
Stamp Duties	5,277,447	5,228,495
Development Levy	310,197	250,626
Property Tax	5,308,629	3,947,375
Business Premises	138,790	153,043
Tax on Contract	22,208,635	19,536,583
Other Tax Receipts	2,244,936	2,628,733
Total Taxation Income	679,416,572	506,032,441
Net Tax Receipts	678,127,782	506,308,187
10 Levies, Fees and Fines	31-Dec-23	31-Dec-22
	N'000	N'000
Fines and Fees	57,600,100	51,408,016
Licenses	7,931,131	7,124,466
Land Use Charge	6,404,608	6,263,630
	71,935,929	64,796,112
11 Statutory Allocation	31-Dec-23	31-Dec-22
	N'000	N'000
Allocation from the Federal Government	42,886,533	49,474,064
Value Added Tax	222,449,671	161,762,653
Excess Crude	10,078,544	8,245,468
Exchange Gain from Statutory Allocation	15,465,264	272,715
Recovered Excess Bank Charges	-	68,699
Forex Equalisation	1,560,339	-
Solid Minerals	366,270	-
Electronic Levy	9,307,778	7,977,403
Augmentation	4,578,542	3,803,947
Ecological Fund	-	1,496,157
Infrastructure Fund	21,000,000	-
FGN Palliatives to States	2,000,000	-
	329,692,942	233,101,105

Lagos State Government
Financial Statements
For the year ended 31st December 2023

Notes to the Financial Statements

12 Grants	31-Dec-23	31-Dec-22
	N'000	N'000
UNICEF Grant	426,231	661,012
Other Grants	979,105	1,140,373
SFTAS Grant	1,630,951	3,537,610
SUBEB Grant	6,453,297	-
Bill and Melinda Gates Foundation	466,451	-
World Bank Covid-19 Support	245,009	-
Universal Health Coverage (BHCPF)	340,213	-
Other Donations*	28,500	22,309
TETFUND Grant	1,625,054	-
	12,254,938	5,361,304

Grants were received from the following organizations: World Health Organisation (WHO), United Nations Children Fund (UNICEF), Bill and Melinda Gates Foundation, Global Fund, Tertiary Education Trust Fund (TETFUND), Basic Health Care Provision Fund (BHCPF), Universal Basic Education Board, World Bank Covid 19 Preparedness program and Federal Government of Nigeria.

13 Other Revenue from Non-exchange Transactions	31-Dec-23	31-Dec-22
	N'000	N'000
Recovered Funds*	2,126,634	12,237,246
Sundry Inflow from LSDPC	100,000	-
Miscellaneous Income	31,348,660	11,618,924
	33,575,294	23,856,170

*Recovered funds include refunds by MDAs, and amounts discovered in some dormant and closed bank accounts.

14 Income from Services	31-Dec-23	31-Dec-22
	N'000	N'000
Private Sector Developer Programme	3,933,886	6,390,943
Rental Income	1,586,277	8,255,988
Income from Hospital Units	13,951,084	10,855,404
Income from Land Transactions	222,369	339,052
Other Exchange Transactions	41,737,881	31,179,187
	61,431,497	57,020,574

15 Capital Receipts	31-Dec-23	31-Dec-22
	N'000	N'000
Survey Fees	1,528,652	1,638,089
Sales of ferry	2,440	-
Environmental development charges	352,140	281,523
Infrastructural Development Charges	6,916,249	4,685,410
Number Plate Production	3,723,107	3,601,342
Land Sales and Regularisation	6,756,147	6,844,888
Income Received from Lotteries	6,711,464	6,187,363
Sales of Housing Units	1,249,435	2,783,834
Others	2,740,683	5,396,215
	29,980,306	31,418,662

Lagos State Government
Financial Statements
For the year ended 31st December 2023

Notes to the Financial Statements

16 Investment Income

	31-Dec-23 N'000	31-Dec-22 N'000
Income from Bond Sinking Fund	1,770,821	1,219,919
Dividend Income	3,363,428	4,616,211
	5,134,249	5,836,130

17 Interest Income

	31-Dec-23 N'000	31-Dec-22 N'000
Interest on Short Term Deposit	923,797	1,243,181
Interest Received on Current Accounts	284,260	493,892
	1,208,057	1,737,073

18 Salaries, Wages and Employee Benefits

	31-Dec-23 N'000	31-Dec-22 N'000
Consolidated Revenue Fund (CRF) Charges*		
Staff Cost - Salaries and Wages	299,157	338,798
Personnel Insurance	178,019,738	144,683,174
Staff Cost - Pension Defined Contribution Plan	2,441,579	1,205,502
Net Interest Charge on Retirement Benefit Plan	10,364,649	6,018,992
	1,125,195	257,489
	192,250,317	152,503,955

***Breakdown of Consolidated Revenue Fund (CRF) Charges**

	31-Dec-23 N'000	31-Dec-22 N'000
Governor	11,754	11,163
Deputy Governor	11,644	11,056
Chairman House of Assembly Service Commission	847	10,323
Chairman Audit Service Commission	11,132	10,323
Members Judicial Service Commission	38,972	36,389
Chairman Civil Service Commission	11,132	10,323
Chairman Local Government Service Commission	11,132	10,323
Members House of Assembly Service Commission	24,058	35,932
Members Civil Service Commission	38,972	35,932
Members Local Government Service Commission	35,829	35,932
Members Audit Service Commission	29,229	35,932
Auditor General (State)	9,349	5,393
Auditor General (Local Government)	10,298	8,785
Chairman Teaching Service Commission	902	10,323
Members Teaching Service Commission	13,496	35,932
Chairman Health Service Commission	11,132	7,791
Members Health Service Commission	29,281	26,949
	299,157	338,798

19 Grants and Other Transfers

	31-Dec-23 N'000	31-Dec-22 N'000
Subvention to Lagos State Internal Revenue Service (LIRS)	24,950,000	20,000,000
Other Grants and Transfers	1,518,611	1,265,072
	26,468,611	21,265,072

Lagos State Government
Financial Statements
For the year ended 31st December 2023

Notes to the Financial Statements

20 Subvention to Parastatals

	31-Dec-23 N'000	31-Dec-22 N'000
Subvention to Parastatals	48,561,097	61,555,308
Other Parastatals Overhead	79,818,195	36,831,427
	128,379,291	98,386,735

21 General and Administrative Expenses

	31-Dec-23 N'000	31-Dec-22 N'000
Bank Charges	706,760	304,659
Consultancy and Professional Services	47,863,218	16,249,142
Education Expenses	2,549,083	1,840,035
Electricity Expenses	353,588	347,859
Fuel and Lubricants Expenses	4,013,800	4,309,962
General Expenses	53,055,124	42,376,776
General Utility Services	576,282	540,715
Hospital Expenses	310,802	271,544
ICT Expenses	1,190,207	1,287,205
Insurance Expenses	1,418,641	351,788
Legal Expenses	1,648,520	1,033,663
Maintenance Services	8,219,454	6,443,293
Material and Supplies	1,566,649	1,077,470
Planning and Budgeting Expenses	603,624	574,774
Policies and Program Studies	206,290	290,134
Publicity and Press Expenses	3,257,738	2,104,684
Research and Development Expenditure	284,294	189,613
Retreat and Summit Expenses	2,302,753	2,207,992
Security Expenses	8,485,177	3,316,912
Social Benefits	32,945,977	24,147,078
Special Duties Expenses	16,308,991	12,241,390
Training Expenses	8,660,683	8,487,354
Travel and Transport Expenses	939,428	789,452
Impairment Charge	2,880,464	5,735,492
	200,347,542	136,518,986

Lagos State Government
Financial Statements
For the year ended 31st December 2023

Notes to the Financial Statements

22 Capital Expenditure

	31-Dec-23 N'000	31-Dec-22 N'000
Agric Project	7,298,492	3,941,127
Broadcasting Equipment	136,754	310,731
Conservation Projects	6,400	19,651
Construction and Rehabilitation	8,985,524	10,418,757
Consultancy services	-	18,219
Counterpart Fund	7,407,239	5,616,204
Cultural Development	20,002	1,400,441
Dedicated Capital Expenditure	30,106,226	1,533,329
Emergency Rescue Equipment	13,402,503	9,187,544
Entrepreneurial Skill	1,042,076	1,022,025
Environmental Control	269,698	5,424,933
Facility Management	9,934,486	14,701,989
Facility Repayment	-	-
General Provisions	72,857,724	25,777,935
Health Projects	6,386,204	1,151,431
Hospital Furniture and Equipment	1,258,502	1,379,879
ICT Equipment	1,848,954	6,546,634
Investment in Ibile	-	-
Jetties and Beaches	4,055,707	1,793,337
LAMATA BRT Project	6,583,020	10,142,404
Land and Building	20,146,503	35,915,874
Library	577,579	325,226
Matching Grants Expenses	51,378,382	32,444,129
Mechanical and Electrical Appliances	140,239	10,201,670
Motor Vehicles	2,683,051	1,217,516
Multilateral Funding Projects	17,242,505	16,768,094
Office Equipment	1,167,371	1,035,722
Oil and Gas Project	996,356	9,105,208
Other Equipment	14,926,739	4,908,114
Other Security Expenses	1,988,486	2,578,183
Policies and Program Studies	263,183	954,995
Roads, Drainages and Bridges	6,259,946	3,583,095
Rail Projects	18,977,937	9,301,411
Schools Furniture	-	241,680
Social Intervention	4,718,181	-
Water Equipment	1,201,927	1,577,094
Workshop Equipment	8,564	-
	314,276,460	230,544,581

23 Public Debt Charges

	31-Dec-23 N'000	31-Dec-22 N'000
Interest Expense on Internal Loan	67,306,875	66,136,085
Interest Expense on External Loan	9,041,826	6,252,738
Interest Expense and Other Charges on Bond	48,665,073	39,740,948
Interest Expense on Leases	2,624,328	2,724,806
Total Public Debt Charges	127,638,102	114,854,577

24 Net Gain/(Loss) on Foreign Exchange Transactions

	31-Dec-23 N'000	31-Dec-22 N'000
Exchange Gain on Domiciliary Accounts	(22,611,717)	(230,533)
Exchange Loss on Domiciliary Accounts	45	117,648
Exchange Loss on Foreign Loans	378,030,326	20,488,535
	555,418,654	20,375,651

Exchange gains and losses arise as a result of translation of balances of monetary items at year end using the foreign exchange closing rate.

Lagos State Government
Financial Statements
For the year ended 31st December 2023

Notes to the Financial Statements

25 Cash and Cash Equivalents

	31-Dec-23 N'000	31-Dec-22 N'000
Cash in Treasury Banks	101,076,538	16,094,686
Cash held by Ministries, Departments and Agencies	73,628,001	34,399,966
Deposit in Joint Crown Fund*	168,512	79,923
Special Deposits with Banks	43,206,755	23,787,704
	218,079,807	74,362,279

*Deposit in joint crown fund represents fund deposited in a foreign account for a specified purpose. Also Special Deposits with Banks includes deposits of Lagos State Lotteries and Gaming Authority

26 Receivable from Exchange Transactions

	31-Dec-23 N'000	31-Dec-22 N'000
Personal Advances**	301,875	302,068
Receivables from Land Use Consultants	-	-
	301,875	302,068

**Personal Advances represent amount advanced to staff for purchase of defunct Eko International Bank (EIB) shares in 2003 which later metamorphosed to Skye and now Polaris Bank.

27 Recoverable from Non-exchange Transactions

	31-Dec-23 N'000	31-Dec-22 N'000
Recoverable from Tax Receipts	4,651,678	3,362,888
Other Recoverables	25,531,520	27,145,633
Impairment of Land Use Charge Recoverables***	(2,867,746)	(5,735,492)
Impairment of FAAC receivables****	(12,718)	-
	27,302,734	24,773,029

27b Movement in Receivables

	31-Dec-23 N'000	31-Dec-22 N'000
Closing receivable balance	25,833,395	21,712,209
Opening receivable balance	21,712,209	23,924,050
(Increase)/Decrease in Receivables	(4,121,186)	2,211,841

28a Inventories

	31-Dec-23 N'000	31-Dec-22 N'000
Consumable Stores	2,308,176	2,275,785
Medical Supplies	1,626,770	1,183,341
Spare Parts	1,280,652	1,852,949
Goods held for Resale	47,591	15,790
Uniforms/Sports kits	267,826	209,452
Specialised Materials	4,788,442	2,579,436
	10,319,457	8,116,753

b Inventories Closing Balance
Inventories Opening Balance

	31-Dec-23 N'000	31-Dec-22 N'000
	10,319,457	8,116,753
	(8,116,753)	(4,845,369)
	2,202,704	3,271,384

Lagos State Government
Financial Statements
For the year ended 31st December 2023

Notes to the Financial Statements

29 Available-for-sale Investments

	31-Dec-23	31-Dec-22
	N'000	N'000
i Investments in Quoted Securities	4,747,203	2,597,046
ii Unquoted Investments	132,134,649	68,470,781
	136,881,852	71,067,829

i Investments in Quoted Securities

	Percentage holding	31-Dec-23	Fair value gain/(loss) during the year	31-Dec-22
		N'000		N'000
Quoted Investment (Strategic):				
Julius Berger Nig. Plc.	6%	3,784,000	1,628,000	2,156,000
Lasaco Assurance Plc.	28%	963,203	522,158	441,046
		4,747,203	2,150,158	2,597,046

ii Unquoted Investments

		31-Dec-23	Acquisition/ (Disposal)	31-Dec-22
		N'000	N'000	N'000
Lagos Building Investment Company Limited [LBIC]		3,325,000	774,325	2,550,675
Cappa & D'Alberto Plc	19%	20,073	-	20,073
United Nigerian Textiles Plc	4%	41,462	-	41,462
Volkswagen of Nigeria Limited	4%	402	-	402
Niger Delta Power Holding Company Limited		17,513	-	17,513
Lagos Heli Company Limited		250	-	250
Odu'a Investment Company		4,000,000	-	4,000,000
Investment in Associated Companies				
Eko Hotels Limited		250,000	-	250,000
Foreign Currency Investments				
Nigeria Sovereign Investment Authority		13,075,789	6,722,493	6,353,296
El-Sewedy Electric Co. [684,322.04]		615,474	-	306,953
Lekki Free Zone Development Co. [Class C]		43,514,089	-	21,701,575
Lekki Free Zone Development Co. [Class B]		60,259,331	-	30,052,850
Lekki Port LFTZ Enterprise		7,015,265	3,839,531	3,175,734
		132,134,649	11,336,350	68,470,782

30 Financial Assets

	31-Dec-23	31-Dec-22
	N'000	N'000
Opening Balance	30,183,976	24,148,480
Sinking Fund Payment	63,023,377	47,670,095
Investment Income	1,770,821	1,219,919
Transaction Charges	(1,248,926)	(1,368,184)
Coupon Payments	(46,882,653)	(37,631,003)
Facility Repayments	(14,621,987)	(3,855,331)
Closing Balance	32,224,607	30,183,976
FAAC Foreign Loan Guaranteed Deduction		
Opening Balance	(1,504,172)	820,400
FAAC Deduction	32,703,783	23,610,199
Principal Payment	(31,730,378)	(19,682,033)
Interest Payment	(9,041,826)	(6,252,738)
	(9,572,594)	(1,504,172)
	22,652,013	28,679,804

Lagos State Government
Financial Statements
For the year ended 31st December 2023

Notes to the Financial Statements

30b Bond Sinking Fund Movement

	31-Dec-23 N'000	31-Dec-22 N'000
Bond Sinking Fund Closing Balance	22,652,013	28,679,804
Bond Sinking Fund Opening Balance	(28,679,804)	(24,968,880)
	(6,027,791)	3,710,924

*Other financial assets represents bond sinking funds invested and managed by trustees with different banks for the purpose of redeeming LASG's bond obligations. Please see debt repayment trust fund schedule.

31 Property, Plant and Equipment

	31-Dec-23 N'000	31-Dec-22 N'000
Cost		
As at 1st January	3,815,294,920	3,394,011,601
Assets Newly Recognised	-	-
Additions during the year	289,224,397.84	421,353,107
New Additions(DRC)	-	-
Disposed Assets	-	(69,788)
As at 31 Dec	4,104,519,318	3,815,294,920
Accumulated Depreciation		
As at 1st January	771,274,149	634,460,187
Charge for the year	140,443,016	136,831,409
Disposed Asset(Accum Dep)	-	(17,447)
As at 31 Dec	911,717,165	771,274,149
Net Book Value		
As at 1st January	3,044,020,771	2,759,551,413
As at 31 Dec	3,192,802,153	3,044,020,771

Property, plant, and equipment include leasehold plants that are held under a finance lease. The lease term of each of the leasehold plants is ten years and ownership of the plants lies with LASG, the lessee. Please refer to note 35 for further details. LASG entered into a new lease agreement with Alausa Power at the expiration of the old lease contract agreement.

	31-Dec-23 N'000	31-Dec-22 N'000
Leasehold Plants		
Cost	37,753,505	33,384,879
Addition during the year	-	-
Disposal	-	-
Accumulated Depreciation	(18,534,163)	(16,114,991)
Net Book Value	19,219,342	17,269,887

Please see schedule of property, plant and equipment on Page 75.

31b Depreciation

	31-Dec-23 N'000	31-Dec-22 N'000
Building	5,777,073	5,667,494
Leased Assets	2,419,172	2,386,949
Furniture & Fittings	1,173,976	1,004,233
Motor Vehicles	8,118,089	6,544,235
Plant and Machinery	487,876	445,862
Medical & Laboratory Equipment	310,442	307,563
Library Books	4,354	4,105
Computer & Office Equipment	2,826,345	2,398,384
Computer Software	1,145,385	695,952
Constructed Assets	102,649,323	101,894,661
Parks and Garden	6,422,735	6,422,735
Specialized Equipment	704,136	655,127
Transport Interchange/Bus Terminals	3,191,984	3,191,984
Buses	5,212,125	5,212,125
	140,443,016	136,831,409

Lagos State Government
Financial Statements
For the year ended 31st December 2023

Notes to the Financial Statements

31c Net (Gain)/Loss on Disposal of Fixed Asset

	31-Dec-23 N'000	31-Dec-22 N'000
Asset Disposed at Cost	-	69,788
Accum Depreciation 31st Dec 2022	-	(17,447)
Net (Gain)/Loss	-	52,341

32 Payables and Other Liabilities

	31-Dec-23 N'000	31-Dec-22 N'000
Sundry Payables	134,563,520	184,983,604
Bulk Releases	16,289,860	10,269,655
Pension and Gratuity Control Account	3,691	3,471
Unclaimed Funds	3,674,441	3,673,368
	154,530,512	198,930,098

33 Public Funds

	31-Dec-23 N'000	31-Dec-22 N'000
Scholarship and Bursary Funds	266,556	156,248
Joint Crown Fund	164,418	75,829
Government Staff Housing	15,982	680
Teachers Establishment and Pensions Office Staff Housing Fund	5,495	17,804
Staff Vehicle Refurbishment Revolving Fund	113,260	113,260
Law Officers Vehicle Refurbishment Revolving Fund	641	641
Teachers Establishment and Pensions Office Vehicle ref. Revolving Fund	64,846	63,564
Administrator-General/Public Trustees Fund	736,411	-
	1,367,607	428,026

Public Fund Movement

	31-Dec-23 N'000	31-Dec-22 N'000
Public Fund Closing Balance	1,367,607	428,026
Public Fund Opening Balance	(428,026)	(429,576)
	939,581	(1,550)

34 Public Debt

	31-Dec-23 N'000	31-Dec-22 N'000
i Bond Issues		
Internal Loans	393,573,726	275,723,549
External Loans	580,646,597	479,657,996
	1,128,996,152	577,116,237
ii Current		
Bond Issues	27,388,246	14,621,987
Internal Loans	140,934,650	124,900,485
External Loans	43,884,199	22,045,770
	212,207,096	161,568,242
iii Non-current		
Bond Issues	366,185,479	261,101,562
Internal Loans	439,711,947	354,757,511
External Loans	1,085,111,953	555,070,467
	1,891,009,379	1,170,929,540

Lagos State Government
Financial Statements
For the year ended 31st December 2023

Notes to the Financial Statements

Public debt consist of bond issues, internal and external loans. Internal loans consist of fifty-four (54) loan facilities from various local banks with total amortised principal of 580 billion naira and interest rates ranging from 19%-22% per annum and include facilities from the Central Bank of Nigeria Differentiated Cash Reserve Requirement (DCRR) which was used to finance the Blue and Red rail Project. The external loan includes twenty-six (26) loan facilities for various projects repayable in foreign currencies. The outstanding principal of the foreign loans sum up to about 1.255 billion dollars, with tenor between 20 to 40 years and moratorium between 5 to 13 years.

Lagos State Government has loan balances running from 1989 (35 year tenor) to the most recent signed in 2022. Interest rates on foreign loans range between 0.75% to 2.37%. Lagos State Government complied with the financial instruction of its borrowing facilities by issuing monthly Irrevocable Standing Payment Orders (ISPO) which served as security for the loans. The loans are measured at amortised cost using the effective interest method. All foreign loans have been translated to Naira using the prevailing exchange rates at the reporting date.

LASG had five bond programmes with nominal and amortised cost balance of N397.7 billion and 393.5 billion respectively as at 31 December 2023 ,with coupon rate ranging from 12.25% to 17.25% and maturity dates ranging from 2027 to 2033. LASG has also set aside managed funds which is used to make payments on the bond liabilities as they fall due. Bond liabilities are classified as held to maturity and measured at amortised cost.

35 Finance Lease Obligations

i Commitments in relation to Finance Leases are Payable as follows:

	31-Dec-23 N'000	31-Dec-22 N'000
Within one year	4,757,611	4,343,942
Later than one year but not later than five years	23,065,571	18,144,497
Later than five years	8,899,178	8,700,000
Minimum Lease Payments	36,722,361	31,188,439
Future Finance Charges	(15,179,950)	(12,041,763)
Total lease liabilities	21,542,410	19,146,677

ii The present value of Finance Lease Liabilities is as follows:

Within one year	4,401,103	4,034,539
Later than one year but not later than five years	14,199,109	11,691,073
Later than five years	2,942,199	3,421,065
Minimum Lease Payments	21,542,410	19,146,677

iii Lease Rental Payments

Alausa Power Plant	49,185	763,452
Mainland Power Plant	44,672	172,922
PIPP Genco Power Plant	-	-
Viathan Engineering	2,312,624	3,600,000
Alausa Power Plant (New)	217,847	-
	2,624,328	4,536,374

LASG entered into lease agreements with the following five independent power generation companies: Akute Power Limited, Island Power Limited, Alausa Power Limited, Mainland Power Limited and PIPP LVI Genco Limited. Each of the lease agreements is for a minimum lease term of ten years. Some of the lease agreements have expired :- Akute (2020) and Island (2021).

The power generation companies are to build and operate the power plants with a minimum of 97% guaranteed availability for LASG. The leases are treated as finance leases, and LASG, the lessee. The power plants are recognized as leased assets under property, plant and equipment (PPE). In the Year 2021, LASG entered into a new lease agreement with Viathan Engineering Ltd, for the lease of two (2) power plants:- PIPP LVI Genco Limited and Island Power Limited, with a monthly lease payment of N300m. This lease agreement effectively cancelled the former lease agreements that LASG had with PIPP LVI Genco Limited with a proviso in the agreement that all outstanding obligations on PIPP LVI Genco Limited be liquidated.

The Power Purchase Agreement (PPA) between LASG and the operator of the Alausa Power Plant expired during the year and a new PPA was signed. In line with IPSAS 13 on leases, the Net Present Value (NPV) of the minimum lease payment of the power plant was calculated using the lessee's incremental borrowing rate of 20% amounting to N4.36b

Lagos State Government
Financial Statements
For the year ended 31st December 2023

Notes to the Financial Statements

36 Retirement Benefit Obligations

The Lagos State Government has recognised liabilities of gratuities due to its employees. These gratuities were based on valuations performed by Alexander Forbes Consulting Actuaries Nigeria Limited as at 31st December 2023, using a Projected Unit Method, prescribed by IPSAS 39.

The assumptions used in the valuation are set out below:

Plan assets are valued at current market value as at 31st December 2023 in line with IPSAS 39. The plan assets are creditor remote, meaning should the State Government go insolvent, its creditors would not be able to access these assets held to back the post-employment retirement benefit liability.

Developments since the previous Valuation

With effect from 31st March 2007, the State Government migrated its staff from the defined benefit plan to a defined contributory scheme. However, eligible staff members who had retired by 31 March 2007 continue to enjoy pension for life while staff members in active service at the date of migration are entitled to accrued benefits under the defined benefit plan as at 31st March 2007. The amount is payable whenever the employee leaves the employment of the State Government.

Liability recognised in the Statement of Financial Position is as follows:

	31-Dec-23 N'000	31-Dec-22 N'000
Defined Benefit Obligation	(31,658,973)	(33,524,543)
Assets at Fair Value	24,128,927	18,936,395
Deficit	(7,530,046)	(14,588,148)
Unrecognised due to limit*	-	-
Liability Recognised	(7,530,046)	(14,588,148)

*The limit ensures the asset to be recognised in the State government's statement of financial position is subject to a maximum of the present value of any economic benefits available to the State government in the form of refunds or reductions in future contributions.

Breakdown of the Defined Benefit Obligation (Pension)

	31-Dec-23 N'000	31-Dec-22 N'000
State Universal Basic Education Board (SUBEB)	(5,016,266)	(4,999,638)
Local Government	(1,725,979)	(2,298,713)
Core Civil Service	(13,143,423)	(13,984,549)
	(19,885,668)	(21,282,900)

Breakdown of the Defined Benefit Obligation (Gratuity)

	31-Dec-23 N'000	31-Dec-22 N'000
State Universal Basic Education Board (SUBEB)	(2,767,392)	(2,749,986)
Local Government	(1,285,476)	(1,609,861)
Core Civil Service	(7,720,437)	(7,881,796)
	(11,773,305)	(12,241,643)
Total Defined Benefit Obligation	(31,658,973)	(33,524,543)

Components of Defined Benefit Cost

	31-Dec-23 N'000	31-Dec-22 N'000
Current Service Cost	-	-
Net interest on net Defined Benefit Liability	1,125,195	257,489
Past Service Cost	-	-
Expense Recognised in Surplus or Deficit	1,125,195	257,489

Lagos State Government
Financial Statements
For the year ended 31st December 2023

Notes to the Financial Statements

Components of Net Interest on Net Defined Benefit Liability

	31-Dec-23 N'000	31-Dec-22 N'000
Interest Cost on Defined Benefit Obligation*	3,319,498	2,575,481
Interest Income on Assets**	(2,194,303)	(2,317,992)
Interest on Limit	-	-
Total Net Interest	1,125,195	257,489

Contributions and Benefit Payments

	31-Dec-23 N'000	31-Dec-22 N'000
Member Contributions	-	-
State Government Contributions	10,578,038	17,641,712
Benefit Payments	(12,181,353)	(13,504,865)
Total Cashflows	(1,603,315)	4,136,847

When interpreting the above, please note the following:

"Interest cost on defined benefit obligation" allows for actual benefit payments.

"Interest income on assets" allows for actual contributions and actual benefit payments.

Benefit payments for the year ending 31st December 2023 have been based on cash flow information provided by the State Government for the period 1st January 2023 to 31st December 2023.

A Reconciliation of Assets/ (Liability) Recognised in the Statement of Financial Position

	31-Dec-23 N'000	31-Dec-22 N'000
Liability at beginning of year	(14,588,148)	(11,475,382)
Net expense recognised in surplus or deficit	(1,125,195)	(257,489)
Re-measurements recognised in statements of changes in net assets	(2,394,741)	(20,496,989)
State Government contributions to defined benefit plan	10,578,038	17,641,712
Liability at end of year	(7,530,046)	(14,588,148)

B Re-measurements Recognised in Statement of Changes in Net Assets

	31-Dec-23 N'000	31-Dec-22 N'000
Current year gain/ (losses)	(2,394,741)	(20,496,989)
Change in Paragraph 65 limit	nil	nil
Re-measurements recognised in Net Assets/Equity	(2,394,741)	(20,496,989)

C Reconciliation of Defined Benefit Obligation

	31-Dec-23 N'000	31-Dec-22 N'000
Defined Benefit Obligation at beginning of year	33,524,543	33,303,787
Service Cost	-	-
Interest Cost	3,319,498	2,575,481
Actuarial (Gain)/ Loss	6,996,285	11,150,140
Benefit Paid	(12,181,353)	(13,504,865)
Defined Benefit Obligation at end of year	31,658,973	33,524,543

The loss on the defined benefit obligation is largely as a result of change in economic assumptions, increase in benefits due and demographic experience being different than expected.

The above factors contributed to the net actuarial loss as follows:

	31-Dec-23 N'000	31-Dec-22 N'000
Change in economic assumptions	(550,242)	(1,261,535)
Change in benefits due	(2,102,547)	-
Demographic experience	9,649,074	12,411,675
	6,996,285	11,150,140

The accrued liability amounted to N 33,524,543,000 as at 31 December 2022. Assuming that all actuarial assumptions had borne out in practice, the expected accrued liability as at 31 December 2023 is N24,662,688,000. The accrued liability calculated in this valuation is N31,658,973,000 reflecting an unexpected loss of N6,996,285,000 as shown in the table above.

Lagos State Government
Financial Statements
For the year ended 31st December 2023

Notes to the Financial Statements

D Reconciliation of Fair Value of Plan Asset

	31-Dec-23 N'000	31-Dec-22 N'000
Assets at Fair Market Value as beginning of year	18,936,395	21,828,405
Expected Return on Assets	2,194,303	2,317,992
Member Contributions	-	-
Employer Contributions	10,578,038	17,641,712
Benefit Payments	(12,181,353)	(13,504,865)
Actuarial Loss*	4,601,544	(9,346,849)
Assets at Fair Market Value as at end of the year	24,128,927	18,936,395
Actual Return on Assets	6,795,847	(7,028,857)

*The net actuarial gain on the fair value of plan assets arose as a result of the actual returns on the assets being higher than the calculated interest income on assets.

E Estimated Asset Composition

The assets of the Lagos State Civil Service gratuity and pension fund were invested as follows:

	31-Dec-23	31-Dec-22
Cash	89%	90%
Equity	6%	3%
Bonds	4%	6%
Property	1%	1%
Total	100%	100%

Summary of Membership Data

i Active Members

	31-Dec-23	31-Dec-22
Number	32,598	35,543
Accrued Gratuity (N'000)	11,497,598	13,227,195
Accrued Pension (N'000)	13,569,879	17,099,344
Accrued Gratuity Weighted Average Age	55.1 years	54.6 years
Accrued Gratuity Weighted Past Service	27.6 years	27.0 years
Accrued Pension Weighted Average Age	57.2 years	56.8 years
Accrued Pension Weighted Past Service	29.7 years	29.0 years

These figures are based on membership data as at 31 December 2023.

ii Reconciliation of Changes in Membership

	SUBEB	Local government	Core civil service	Total
Membership at beginning of the year	10,137	7,741	17,665	35,543
Exits moved to benefits due	(814)	(541)	(1,423)	(2,778)
On payments schedule	(25)	(12)	(29)	(66)
Suspended moved to benefits due	(3)	-	(3)	(6)
Unreconciled	-	-	(95)	(95)
Movers	(271)	(492)	763	-
Membership at end of the year	9,024	6,696	16,878	32,598

Economic Assumptions

The economic assumptions used in this valuation are based on market information as at 31st December 2023.

Key Economic Assumptions(per annum)	Asset as at 31 December 2023 and Expense for the year ending 31 December 2024	Asset as at 31 December 2022 and Expense for the year ended 31 December 2023
Discount rate*	14%	12%
Benefit increase rate**	0%	0%

Lagos State Government
Financial Statements
For the year ended 31st December 2023

Notes to the Financial Statements

*The rate used to discount post-employment benefit obligations should be determined by reference to market yields at the balance sheet date on high quality corporate bonds. In countries where there is no deep market in such bonds, the market yields (at the balance sheet date) on government bonds should be used. In our opinion, there is no deep market in corporate bonds in Nigeria. We have set our discount rate with reference to the yields on Nigerian Government bonds with the nearest expected duration as compiled by the Financial Markets Dealers Quotation (FMDQ). In terms of the accounting standards historical yields are less important and we consequently consider it appropriate to use the discount rate of 13.6% per annum. The expected duration of the liabilities was calculated to be 2 years.

**We have not allowed for any benefit increases as advised by LASG.

Demographic Assumptions

The following demographic assumptions have been used in performing the valuation:

a. Mortality

Pre-retirement mortality tables :

Male and Female Mortality		
0.00111		0.00111
0.00112		0.00112
0.00113		0.00113
0.00114		0.00118
0.0012		0.00158
0.00171		0.00372
0.0042		0.00837
0.00931		0.0172

b. Withdrawal and Retirement

It was assumed that withdrawals and retirements would be in accordance with the following table:

Age group	Annual rate of withdrawal/retirement
18 - 29	20%
30 - 34	15%
35 - 39	10%
40 - 44	5%
45 - 49	1%
50 - 59	2%
60	100%

37 Notes to the Statement of Comparison of Budget and Actual

(a) The Lagos state government budget is approved on a cash basis by functional classification and covers the fiscal period from 1st January, 2023 to 31st December, 2023.

(b) The budget and the accounting basis of the LASG financial statements differ. The Lagos State Government financial statements are prepared on the accrual basis, using a classification based on the nature of expenses in the statement of financial performance while the budget is prepared and approved on a cash basis.

(c) The amounts in the financial statements were represented from the accrual basis to the cash basis as the final approved budget in the statement of comparison of budget and actual.

Lagos State Government
Financial Statements
For the year ended 31st December 2023

Notes to the Financial Statements

(d) A reconciliation between the actual amounts on a comparable basis as presented in the statement of comparison of budget and actual amounts and the actual amounts in the statement of cash flows for the year ended December 31st, 2023 is presented below.

There is no timing difference because the financial statements and budget documents are prepared for the same period. There is nil entity difference; the budget is prepared for the ministries, departments, agencies and parastatals, and the financial statements have not yet consolidated all entities controlled by the government, including commercial public sector enterprises. There is no basis difference as the actual amounts in the statement of comparison of budget and actual amounts and the actual amounts in the statement of cash flows for the year have been presented on a cash basis.

	Operating N'000	Investing N'000	Financing N'000
Actual amount on comparable basis as presented in the budget and actual comparative statement	531,940,577	(592,339,270)	204,116,220
Basis Differences	-		
Timing Differences	-		
Entity Differences	-		
Actual amount in the Statement of Cash Flows	531,940,577	(592,339,270)	204,116,220

(c) Reasons for variation between final budget and actual amount:

i Taxes

Year 2023 was a difficult year for most businesses in the State due to the removal of the Oil Subsidy and the harmonization of the foreign exchange market. These two factors impacted economic activities and attendant inflation affected the State in its revenue drive. However, the State Government through various advocacy programmes and the sensitisation of the citizens, yielded dividends which led to an increase in tax revenue when compared to the prior year.

ii Other internally generated revenue

Realisation of receipt from licenses, penalties, fines, fees, levies and other internally generated revenue, dropped against the budgeted amount due to the reduction in general activities within the economic environment and citizen's inability to fulfil their obligations.

iii Dedicated revenue

Dedicated revenue generation by MDAs was adversely affected by business cycle contraction which resulted in a general slowdown in economic activities and as such reduced their revenue generating capacity.

iv Investment income

The performance of investment income came to the tune of 77% of the budgeted figure which can be attributed to Dividend Income not received as planned.

v Federal transfer

Federal transfer to the State Government increased by 41% when compared to prior year. This increase in federal transfer was as a result of the subsidy removal on domestic fuel consumption and other transfers. The increase in federal transfer received exceeded the budgetary provision by 16%.

vi Debt charges

The increase in expenditure on debt charges during the year was mainly as a result of the following: devaluation of the naira, increase in monetary policy rate (MPR) during the year, and coupon payment to bond holders. The payment was made from the sinking fund investment.

vii Personnel, overhead cost and dedicated expenditure

The general economic situation, inflation and fluctuations in the currency value had an impact on the citizenry which necessitated the LASG granting wage award to its employees, and this resulted in a sharp increase in the personnel expenditure. Overhead and dedicated expenditure also increased as a result in inflation.

viii Capital expenditure

The capital expenditure performance in the year was 76% when compared with budgeted amount.

Lagos State Government
Financial Statements
For the year ended 31st December 2023

Notes to the Financial Statements

38 Purchase and Construction of Assets

	31-Dec-23 N'000	31-Dec-22 N'000
General Public Services	124,559,332	106,883,180
Public Order and Safety	22,193,704	19,420,554
Economic Affairs	375,138,321	411,141,056
Environment	24,100,194	32,736,327
Housing and Community Amenities	18,468,761	28,389,638
Health	16,355,185	12,627,111
Recreation, Culture and Religion	3,399,334	5,561,463
Education	12,747,966	34,212,512
Social Protection	404,265	925,845
	598,367,061	651,897,686

Details of the Purchase and Construction of Assets are presented in the Capital Expenditure Schedule.

39 Proceeds from Borrowings

	31-Dec-23 N'000	31-Dec-22 N'000
Internal Loans	237,188,645	298,787,780
External Loans	6,479,967	19,235,848
Bond Issue	134,815,000	-
	378,483,612	318,023,628

40 Repayment of borrowings*

	31-Dec-23 N'000	31-Dec-22 N'000
External Loan	32,630,378	19,682,033
Internal Loan	136,150,709	162,905,788
Consolidated Debt Service Account	14,621,987	3,855,331
	183,403,075	186,443,152

*This represents actual cash principal repayments as presented in the statement of cash flows.

Lagos State Government
Financial Statements
For the year ended 31st December 2023

Notes to the Financial Statements

41 Taxes

Description	Final Budget 2023	Initial Budget 2023	Final Budget 2022	Actual 2023	Actual 2022	Variance 2023
	N'000	N'000	N'000	N'000	N'000	N'000
PAYE	490,568,000	490,568,000	429,000,000	486,368,983	374,678,714	4,199,017
Direct Assessment	54,000,000	54,000,000	54,000,000	33,039,458	26,733,579	20,960,542
Capital Gain Tax	2,480,000	2,480,000	5,000,000	1,758,704	1,559,166	721,296
Entertainment	9,090,000	9,090,000	8,760,000	7,104,700	6,173,587	1,985,300
Withholding Tax	66,117,600	66,117,600	40,280,000	114,324,196	65,378,283	(48,206,596)
Tax Penalties	50,000	50,000	100,000	43,108	40,004	6,892
Stamp Duties	28,000,000	28,000,000	35,000,000	5,277,447	5,228,495	22,722,553
Development Levy	350,000	350,000	500,000	310,197	250,626	39,803
Property Tax	5,500,000	5,500,000	5,700,000	5,308,629	3,947,375	191,371
Business Premises	250,000	250,000	200,000	138,790	153,043	111,210
Tax on Contract	26,000,000	26,000,000	20,000,000	22,208,635	19,536,583	3,794,305
Other Tax Receipts	500,000	500,000	500,000	2,244,936	2,628,733	(1,744,936)
Total	682,905,600	682,905,600	599,040,000	678,127,782	506,308,187	4,777,818

42 Other Internally Generated Revenue

Description	Final Budget 2023	Initial Budget 2023	Final Budget 2022	Actual 2023	Actual 2022	Variance 2023
	N'000	N'000	N'000	N'000	N'000	N'000
Fines and Fees	110,113,877	110,113,877	93,427,160	54,146,413	51,403,031	55,967,465
Licences	18,090,747	18,090,747	11,140,663	7,444,133	7,124,466	10,646,613
Earnings and Sales	27,097,868	27,097,868	5,582,266	43,773,851	20,295,826	(16,675,983)
Rent on Government Properties	12,146,761	12,146,761	3,091,949	6,243,084	8,255,988	5,903,677
Interest, Repayment and Dividend	2,310,338	2,310,338	8,090,037	3,372,902	13,979,304	(1,062,564)
Grants and Contribution	51,058	51,058	1,903,277	3,951,461	225,774	(3,900,402)
Land Use Charge	26,000,000	26,000,000	19,831,500	6,404,698	6,263,630	19,595,302
Miscellaneous	26,687,908	26,687,908	13,585,092	1,727,113	1,096,676	24,960,795
Total	222,498,558	222,498,558	156,651,943	127,063,654	108,644,695	95,434,903

43 Dedicated Revenue

Description	Final Budget 2023	Initial Budget 2023	Final Budget 2022	Actual 2023	Actual 2022	Variance 2023
	N'000	N'000	N'000	N'000	N'000	N'000
Proceeds from Hospitals	23,303,000	23,303,000	11,262,447	13,951,084	10,855,404	9,351,916
Other Dedicated Revenue	66,107,515	66,107,515	43,881,479	49,747,754	28,140,364	16,359,760
Total	89,410,515	89,410,515	55,143,926	63,698,838	38,995,767	25,711,676

Lagos State Government
Financial Statements
For the year ended 31st December 2023

Notes to the Financial Statements

44 Grants

Description	Final Budget 2023	Initial Budget 2023	Final Budget 2022	Actual 2023	Actual 2022	Variance 2023
	N'000	N'000	N'000	N'000	N'000	N'000
UNICEF Grants	60,436	60,436	1,585,235	426,231	661,012	(365,795)
Matching Grants	14,313,996	14,313,996	29,385,266	979,105	1,140,373	13,334,891
SFTAS Grants	3,000,000	3,000,000	7,600,000	1,630,951	3,537,610	1,369,049
SUBEB Grants	3,373,755	3,373,755	-	6,453,297	-	(3,079,542)
Bill and Melinda Gates Foundation	4,234,755	4,234,755	-	466,451	-	3,768,304
World Bank Covid-19 Support	907,565	907,565	-	245,009	-	662,556
Universal Health Coverage (BHCPP)	827,322	827,322	-	340,213	-	487,109
Education Trust Fund	7,000,000	7,000,000	-	-	-	7,000,000
Lagos Economic Advancement Programme	10,000,000	10,000,000	-	-	-	10,000,000
Other Donations	-	-	-	28,500	22,309	(28,500)
UNFPA Population Development	5,309,641	5,309,641	-	60,127	-	5,249,514
Tetfund Grant	2,854,505	2,854,505	3,660,377	1,625,054	-	1,229,451
Total	51,881,976	51,881,976	42,230,879	12,254,938	5,361,304	39,627,038

45 Capital Receipts

Description	Final Budget 2023	Initial Budget 2023	Final Budget 2022	Actual 2023	Actual 2022	Variance 2023
	N'000	N'000	N'000	N'000	N'000	N'000
Survey Fees	-	-	-	1,528,652	1,638,089	(1,528,652)
Sales of Ferry	-	-	-	2,440	-	(2,440)
Environmental Development Charges	-	-	86,000	352,140	281,523	(352,140)
Infrastructural Development Charges	9,233,216	9,233,216	-	6,916,249	4,685,410	2,316,967
Number Plate Production	-	-	-	3,723,107	3,601,342	(3,723,107)
Land Sales and Regularisation	-	-	6,530,000	6,756,147	6,844,888	(6,756,147)
Income Received from Lotteries	6,400,000	6,400,000	6,300,000	6,711,464	6,187,363	(311,464)
Sales of Housing Units	9,000,000	9,000,000	6,454,380	1,249,425	2,783,834	7,750,575
MDAs Recovered Fund	-	-	21,840,107	-	-	-
Others	21,002,834	21,002,834	4,594,372	2,740,683	5,396,215	18,262,151
Balance from Bond Issuance	-	-	54,707,394	-	-	-
Total	45,636,050	45,636,050	100,512,253	29,980,306	31,418,662	15,655,744

46 Federal Transfers

Description	Final Budget 2023	Initial Budget 2023	Final Budget 2022	Actual 2023	Actual 2022	Variance 2023
	N'000	N'000	N'000	N'000	N'000	N'000
Statutory Allocation	60,000,000	60,000,000	72,750,000	42,886,533	49,474,064	17,113,467
Value Added Tax	200,000,000	200,000,000	179,419,000	222,449,671	161,762,653	(22,449,671)
Excess Crude	-	-	-	10,078,544	8,245,468	(10,078,544)
Exchange Gain	-	-	-	15,465,264	272,715	(15,465,264)
13% Derivation	3,900,000	3,900,000	3,784,000	-	-	3,900,000
Recovered Excess Bank Charges	-	-	315,000	-	68,699	-
Solid Minerals	-	-	-	366,270	-	(366,270)
Forex Equalization	-	-	-	1,560,339	-	(1,560,339)
Ecological Fund	-	-	-	-	1,496,157	-
Electronic Levy	9,600,000	9,600,000	-	9,307,778	7,977,493	292,222
Augmentation	-	-	-	4,578,542	3,803,947	(4,578,542)
FGN Infrastructure Fund	-	-	-	21,000,000	-	(21,000,000)
FGN Palliatives to States	-	-	-	2,000,000	-	-
Extraordinary Revenue(Federal Transfer)	10,335,000	10,335,000	-	-	-	10,335,000
Total	283,835,000	283,835,000	256,268,000	329,692,942	233,101,105	(43,857,942)

Lagos State Government
Financial Statements
For the year ended 31st December 2023

Notes to the Financial Statements

47 Investment Income

Description	Final Budget 2023	Initial Budget 2023	Final Budget 2022	Actual 2023	Actual 2022	Variance 2023
	N'000	N'000	N'000	N'000	N'000	N'000
Income from Bond Sinking Fund	-	-	-	1,770,821	1,210,919	(1,770,821)
Dividend Income	6,645,350	6,645,350	4,500,000	3,363,428	4,616,211	3,281,922
Total	6,645,350	6,645,350	4,500,000	5,434,249	5,836,430	1,511,101

48 Receipts from Loans and other Financing

Description	Final Budget 2023	Initial Budget 2023	Final Budget 2022	Actual 2023	Actual 2022	Variance 2023
	N'000	N'000	N'000	N'000	N'000	N'000
Internal Loan	235,452,522	235,452,522	346,861,000	237,188,645	298,787,780	(1,736,123)
Bond Issue	100,000,000	100,000,000	134,815,000	134,815,000	-	(34,815,000)
External Loan	14,958,000	14,958,000	39,598,645	6,479,967	19,235,848	8,478,033
Opening Balance	34,790,585	34,790,585	22,575,000	-	-	34,790,585
Total	385,201,107	385,201,107	543,849,645	378,483,612	318,023,628	6,717,495

49 Debt Charges

Description	Final Budget 2023	Initial Budget 2023	Final Budget 2022	Actual 2023	Actual 2022	Variance 2023
	N'000	N'000	N'000	N'000	N'000	N'000
External Loan	8,055,042	8,055,042	6,661,402	9,041,826	6,252,738	(986,785)
Internal Loan	78,771,684	78,771,684	56,600,788	67,356,209	48,798,728	11,415,475
Coupon Payments to Bond holders	-	-	-	46,882,653	37,631,003	(46,882,653)
Other Bond Charges	-	-	-	4,125,257	1,368,184	(4,125,257)
Total	86,826,726	86,826,726	63,262,190	127,405,945	94,050,653	(40,579,219)

50 Personnel Cost

Description	Final Budget 2023	Initial Budget 2023	Final Budget 2022	Actual 2023	Actual 2022	Variance 2023
	N'000	N'000	N'000	N'000	N'000	N'000
General Public Services	63,817,278	92,871,737	60,085,423	42,520,087	37,175,197	21,297,191
Public Order and Safety	11,913,805	11,913,805	10,087,194	14,761,216	11,494,167	(2,847,410)
Economic Affairs	13,252,972	13,252,972	11,565,275	14,657,761	12,040,599	(1,404,789)
Environment	2,154,681	2,154,681	2,102,303	3,404,517	2,740,208	(1,249,836)
Housing and Community Amenities	3,128,017	3,128,017	4,279,007	4,118,207	3,456,588	(990,190)
Health	51,072,736	51,072,736	46,187,642	60,253,521	48,111,513	(9,180,785)
Recreation, Culture and Religion	704,546	704,546	610,359	784,856	622,773	(80,309)
Education	51,321,368	51,321,368	53,634,741	57,546,706	51,908,070	(6,225,338)
Social Protection	1,161,585	1,161,585	1,033,600	1,365,034	1,162,063	(203,449)
Total	198,526,988	227,581,447	189,585,543	199,441,904	168,711,178	(884,916)

Lagos State Government
Financial Statements
For the year ended 31st December 2023

Notes to the Financial Statements

51 Overhead Cost

Description	Final Budget 2023	Initial Budget 2023	Final Budget 2022	Actual 2023	Actual 2022	Variance 2023
	N'000	N'000	N'000	N'000	N'000	N'000
General Public Services	178,335,912	148,885,593	113,665,482	160,464,510	95,061,586	17,861,402
Public Order and Safety	26,936,966	22,436,966	14,340,458	23,835,048	13,603,107	3,101,918
Economic Affairs	15,462,569	14,227,968	14,105,838	10,206,861	9,636,695	5,255,708
Environment	3,731,537	3,731,537	3,206,198	3,119,495	3,001,989	612,042
Housing and Community Amenities	3,690,621	3,690,621	2,721,248	2,020,826	1,292,894	1,669,795
Health	42,014,232	43,654,232	30,418,038	19,891,817	14,826,528	22,122,415
Recreation, Culture and Religion	7,621,203	7,621,203	6,612,649	6,292,019	5,557,252	1,329,183
Education	8,252,087	8,589,836	9,280,410	6,737,688	6,913,003	1,514,399
Social Protection	5,413,848	5,413,848	4,762,590	3,940,160	3,450,160	1,473,688
Total	291,448,974	258,251,863	199,012,912	236,508,425	153,343,214	54,940,549

52 Subvention Overhead

Description	Final Budget 2023	Initial Budget 2023	Final Budget 2022	Actual 2023	Actual 2022	Variance 2023
	N'000	N'000	N'000	N'000	N'000	N'000
General Public Services	18,873,627	16,831,428	9,485,035	12,299,352	5,202,081	6,574,275
Public Order and Safety	7,857,421	7,984,798	7,959,768	4,659,249	4,105,087	3,198,173
Economic Affairs	46,621,882	42,181,774	31,343,057	26,002,943	26,204,498	20,618,940
Environment	29,051,381	27,051,381	24,232,624	23,582,744	20,490,681	5,468,637
Housing and Community Amenities	7,783,713	7,783,713	4,367,908	2,882,662	1,813,936	4,901,051
Health	15,254,795	15,239,795	11,865,377	10,195,952	8,022,840	5,058,842
Recreation, Culture and Religion	8,953,315	8,526,254	97,385	14,976,759	89,620	(6,023,444)
Education	49,615,447	49,432,904	49,755,365	38,273,673	36,837,862	11,341,474
Social Protection	404,486	404,486	313,637	186,913	156,504	217,573
Total	184,445,767	175,436,533	139,420,158	133,060,247	102,923,109	51,355,521

53 Capital Expenditure

Description	Final Budget 2023	Initial Budget 2023	Final Budget 2022	Actual 2023	Actual 2022	Variance 2023
	N'000	N'000	N'000	N'000	N'000	N'000
General Public Services	219,072,584	201,571,683	184,577,265	124,559,332	106,883,180	94,513,252
Public Order and Safety	27,253,038	43,631,548	38,628,418	22,193,704	19,420,554	5,059,334
Economic Affairs	416,189,489	349,403,160	515,066,101	376,138,321	411,141,056	40,051,168
Environment	42,877,405	50,455,498	63,064,102	24,100,194	32,736,327	18,777,211
Housing and Community Amenities	29,188,683	52,528,116	78,250,448	18,468,761	28,389,638	10,719,922
Health	21,677,356	39,095,098	38,877,621	16,355,185	12,627,111	5,322,170
Recreation, Culture and Religion	5,385,507	8,950,526	12,898,375	3,399,334	5,561,463	1,986,173
Education	19,750,183	47,401,446	60,855,679	12,747,966	34,212,512	7,002,217
Social Protection	822,376	2,301,491	3,700,461	404,265	925,845	418,111
Total	782,216,621	795,338,567	995,918,471	598,367,061	651,897,686	183,849,559

54 Facility Repayment (Repayment of Borrowings)

Description	Final Budget 2023	Initial Budget 2023	Final Budget 2022	Actual 2023	Actual 2022	Variance 2023
	N'000	N'000	N'000	N'000	N'000	N'000
External Loan	24,766,404	24,766,404	19,604,331	32,630,378	19,682,033	(7,863,974)
Internal Loan	120,808,461	120,808,461	82,340,934	136,159,709	162,905,788	(15,342,249)
CDSA/Bond	79,004,215	79,004,215	69,052,107	14,621,987	3,855,331	64,382,228
Total	224,579,080	224,579,080	170,997,373	183,403,075	186,443,152	41,476,005

SFTAS Disclosure Note

55

Lagos State participated in the World Bank Assisted States Fiscal Transparency, Accountability and Sustainability Program for Results (SFTAS P for R) having met the Eligibility Criteria for 2019, 2020, 2021 and 2022. The amount of Grant is determined by Disbursement Linked Results achieved by the State as defined in the Subsidiary Grant Agreement. The achievement of performance by the State is verified by an Independent Verification Agent. The Program Expenditure Framework for SFTAS Program comprises expenditures incurred in the following budget lines:

	2023			2022		
	PERSONNEL	OVERHEADS	TOTAL	PERSONNEL	OVERHEADS	TOTAL
	N'000	N'000	N'000	N'000	N'000	N'000
Ministry of Finance	258,955	5,080,864	5,339,819	211,379,48	3,252,395	3,463,774
Ministry of Economic Planning and Budget	531,661	814,411	1,346,072	451,049	764,559	1,215,608
Lagos State Internal Revenue Service	13,044,737	11,905,263	24,950,000	11,501,675	8,498,325	20,000,000
*State Treasury Office (Office of Accountant-General)	411,427	56,907,714	57,319,141	339,088	17,039,968	17,379,056
Total	14,246,779	74,708,253	88,955,032	12,503,190	29,555,247	42,058,437

The State was not eligible to participate in the program for 2018 but was eligible for the program in 2019, 2020, 2021, and 2022. Verification and disbursement for 2022 occurred in 2023. The disbursements below were received as grants from the Federal Government in the State's (Consolidated Revenue Fund) and are reflected in the activity and balances under Grants Note 12 and Schedule of Treasury Banks.

	2023	2022	2021	2020
Amount earned for 2019 Performance			-	5,510,000
Amount earned for 2020 Performance			1,498,555	-
Amount earned for 2021 Performance		3,537,610		
Amount earned for 2022 Performance	1,630,951			
Total	1,630,951	3,537,610	1,498,555	5,510,000

**Lagos State Government
Financial Statements**

For the year ended 31st December 2023

Schedules to the Financial Statements

Schedule of Treasury Banks

Note

1 Cash in Banks		2023	2022
		N	N
i	Interest Call	2,691	2,620
ii	Expenditure	59,595,811,172	5,707,005,285
iii	Revenue Call	4,296,967,597	1,903,045,893
iv	Special Current	566,272,418	2,457,244
v	Domiciliary	9,323,615,371	737,130,434
vi	Dedicated	9,493,361,142	6,546,517,035
vii	Car Loan	113,900,229	113,900,250
viii	Bond Proceeds	17,686,607,824	1,084,629,337
ix	Special Deposit	33,946,056,100	16,194,275,216
		135,022,594,544	32,288,963,314
		2023	2022
		N	N
i	Interest Call		
68526	Fidelity Bank Interest Call	2,691	2,620
	Sub-Total	2,691	2,620
ii	Expenditure		
60240	Sterling Bank LASG Covid-19	54,531	54,531
60257	Polaris Bank STO Expenditure	570,420,080	22,667,489
60281	Polaris Bank LASG Covid-19	767,861	764,032
60292	Globus bank LASG Expenditure_1000034406	98,390,685	61,080,222
60306	Providus Bank LASG Expenditure Account	311,105,040	8,375,017
60460	Access Bank LASG Payroll Administration (Active)	1,709,105,518	1,750,518,291
61399	Polaris Bank LASG Expenditure/Salary	172,724	51,604,875
62470	Access Bank LASG Employment Trust Fund	13,758,241	13,758,241
62752	Eco Bank Expenditure	54,909,152	9,867,436
63352	Stanbic IBTC Bank LASG (EBS-RCM) Expenditure	702,734,377	9,982,500
63427	Access Bank Covid-19 Expenditure	44,676	44,676
63461	Access Bank Expenditure	4,639,978,687	28,589,760
63468	Access Bank LUC Consolidated Account	10,237,910	239,647,528
64240	Guaranty Trust Bank Payroll Active Account	150,833,954	455,108,910
64254	Guaranty Trust Bank LASG Expenditure	222,675,265	22,891,363
64756	Zenith Bank LASG Expenditure	879,047,238	181,121,561
64799	Unity Bank LASG Expenditure	57,165,288	4,650,856
64861	Zenith Bank Covid-19 Donations	296,729	296,729
64933	Zenith Bank Alausa LASG VAT	5,255,036,941	1,291,087
64951	Sterling Bank LASG Expenditure	577,020,313	122,901,805
65019	United Bank For Africa LASG Covid-19	10,923,106	10,923,106
65783	United Bank for Africa LASG Expenditure	30,758,158,672	47,161,580
66128	Keystone Bank LASG Expenditure	183,447,484	42,965,021
66207	First City Monument Bank LASG Covid-19	548,863	548,863
66231	First City Monument Bank LASG Expenditure	345,549,783	11,504,542
66295	Fidelity Bank LASG Expenditure	357,100,588	105,018,464
66901	Union Bank LASG Expenditure	84,221,845	79,078,808
67103	First Bank LASG Covid-19	1,623,833,652	773,844,275
67126	First Bank of Nigeria LASG Excess Crude Oil(NGN Nai	1,487,031	1,487,011

Lagos State Government
Financial Statements

For the year ended 31st December 2023

Schedules to the Financial Statements

Schedule of Treasury Banks

Note

68989	First Bank of Nigeria LASG Expenditure	4,290,514,710	276,309,927
69812	Providus Bank LASG VAT	3,098,150,978	302,349,905
69813	Sterling Bank LASG VAT	1,635,238,069	359,905,738
69147	CitiBank LASG Expenditure	456,812,927	150,474,076
67140	First Bank Statutory Allocation	333,209,221	-
61052	Premium Trust Bank Expenditure	203,523,528	-
69333	Wema Bank LASG Expenditure	50,733,773	243,597,426
69345	Polaris Bank LASG Sure-P	157,971	157,971
69521	Heritage Bank LASG Expenditure	907,356,345	315,384,196
69535	Zenith Bank LASG Lake Rice Project	1,087,419	1,077,469
	Sub-Total	59,595,811,172	5,707,005,285
iii	Revenue Call		
		2023	2022
		N	N
69802	FSDH Bank	38,428,490	85,885,619
69613	Ibile Microfinance Bank	1,293,898,816	841,965,437
61903	Lagos Building Investment Corporation	2,322,611,367	224,900,233
69902	Lotus Bank LASG_Revenue Call	7,004,590	210,264,699
61062	Optimus Bank Revenue Call	547,468,518	-
66162	Parallex Bank_STO_LASG Revenue Call Account	86,566	5,062,584
64001	Standard Chartered Bank	65,760,585	55,213,532
69702	Titan Bank	21,708,665	479,753,789
		4,296,967,597	1,903,045,893
iv	Special Current		
69303	Fidelity Bank Island Power	337	337
69174	First Bank of Nigeria LASG Consolidated Debt Service	564,776,885	1,001,175
69305	First City Monument Bank	1,495,196	1,455,732
		566,272,418	2,457,244
v	Domiciliary		
60235	Sterling Bank GBP	4,206,043	1,983,347
60236	Sterling Bank LAMATA	8,728,588	6,760,045
60238	Sterling Bank LASG Euro	3,079,173	979,859
60327	Providus Bank USD Revenue 1401136350	93,287,443	261,129,223
60328	Providus Bank Euro Revenue	1,508,999	6,101
60421	Access Bank LASG Eko Up Project Account	18,617	9,285
62101	Citibank Euro	31,645,369	10,383,563
62125	Citi USD Funds Held	573,447,059	26,280,374
62153	Citibank GBP	834,446	554,925
62523	Eco Bank GBP	1,419,684	670,290
62525	Access Bank LASG Euro	61,917,277	26,743,763
63334	Stanbic IBTC Bank LASG Dom Account	46,358,745	9,559,354
63409	Access Bank USD Funds Held	4,656,240,521	6,838,809
63463	Access Bank GBP Funds Held	1,116,827	527,299
63801	Wema Bank USD Domiciliary Account	648,130	323,239
63802	Wema Bank GBP Funds Held	217,783	102,824
64273	Guaranty-Trust Bank USD	677,383,243	50,027,244
64527	Polaris Bank -GBP Funds Held	28,485,967	4,655,768
64723	Zenith Bank USD	344,632,099	45,751,127
64724	Zenith Bank Euro	13,660,655	538,882

Lagos State Government

Financial Statements

For the year ended 31st December 2023

Schedules to the Financial Statements

Schedule of Treasury Banks

Note

64730	Zenith Bank GBP	4,621,178	1,022,121
65773	United Bank for Africa USD Funds Payee Dollar Accou	222,369,793	63,863,872
66252	Keystone Bank GBP	123,397	3,320,961
66279	First Bank LASG PAYE Revenue Collection(USD)	247,275,145	49,593,285
66347	Access Bank LASG Dom Accounts	78,139	38,970
66389	Heritage Bank LS USD Rev. Collections Acct	977,766	487,637
66833	First City Monument Bank PAYE USD Funds Held	19,824,196	1,462,708
66902	Union Bank STO L	156,846,449	14,744,449
68527	Fidelity USD Funds Held	9,764,161	4,026,880
68929	First Bank LASG LSBIR GBP Fund	10,713,906	3,457,455
69011	Keystone Bank USD	28,760,133	5,685,142
69021	First City Monument Bank WHT USD Funds Held	71,736	35,776
69242	First Bank USD	1,418,181	707,211
69283	Stanbic IBTC Bank GBP	2,153,246	676,188
69297	First City Monument Bank Euro	941,052	453,156
69298	First City Monument Bank GBP	-	6,958,793
69299	First City Monument Bank Euro	871,046	419,445
69327	First City Monument Bank GBP WHT	-	163,250
69400	Ecobank Euro Dom	1,537,185	740,219
69401	Ecobank USD Funds Held	8,166,992	359,266
69020	First City Monument Bank USD	327,738	-
60340	Polaris Bank Euro	211,004,073	-
60193	Polaris Bank Euro	57,048,393	-
60341	Polaris Bank Lasucom USD	35,455,272	-
69407	Sterling Bank USD Funds Held	1,675,013,775	35,240,129
69495	Polaris Bank LASG Dollar Domiciliary	75,820,035	9,522,461
69557	Unity Bank LASG Revenue	2,482,046	79,770,890
69602	Polaris Bank LASG Haiti Fund	1,113,673	554,852
	Sub-Total	9,323,615,371	737,130,434

vi

Dedicated

		2023	2022
		N	N
60133	Polaris Bank Research & Development	1,463,733	338,365
60134	Polaris Bank Stamp Duty	252,099	78
60142	Polaris Bank LASG PPA Admin Fees	948	503,721
60143	Polaris Bank LASG MOJ Admin Fees	4,125,300	389
60178	Polaris Bank LASIMRA Revenue	469,824,855	675,671,457
60192	Polaris Bank_STO_LASG Commercial Road Trans	419,998,450	199,999,550
60228	Sterling Bank Number Plate Production	15,935,000	8,888,750
60243	Sterling Bank LASG Research and Development Accou	1,888,870	44,871,074
60244	Sterling Bank LASG Stamp Duty	31,547,735	16,488,194
60282	Sterling Bank LASG/LIRS Informal Sector	225,250	13,003,331
60285	Sterling Bank Lagos State Sports Trust Fund	805,722,462	550,517,153
60290	Globus Bank Informal Sector	233,100	-
60293	Globus Bank_LASG Stamp Duty_1000034413	123,831,931	70
60295	Globus Bank_LASG R&D1000034437	226,009,484	294
60296	Sterling Bank_LASG PPA Admin Fees_008779441	3,664,660	19,061,927
60297	Sterling Bank_LASG MOJ Agreement Fees_00877	4,462,827	23,003,028
60303	Providus Bank LASG Research and Dev.	1,190,402	1,145
60304	Providus Bank LASG Stamp Duty	666	666
60307	Providus Bank Event Account	1,154,593	1,143,110
60324	Providus Bank Mvaa Hackney Permit	327,346,966	255,953,164
60325	Providus Bank Mvaa Radio Permit	195,030,496	79,005,246
60331	Providus Bank_L/S Govt Stamp Duty_140024822	967	967
60332	Providus Bank_L/S Govt R&D1400248216	742,320	390,996
60425	Access Bank_LASG/LIRS Informal Sector	1,181,410	15,069,069
60430	Access Bank_Ministry of Finance_LASTRAS_144	78,661,012	157,946,010
60458	Access Bank LASG Research & Deve. Levy account	10,942,417	127,617
61053	Premium Trust Bank LASG Stamp Duty	3,857,078	-
61054	Premium Trust Bank LASG Research and Developmen	10,710,849	-

Lagos State Government
Financial Statements

For the year ended 31st December 2023

Schedules to the Financial Statements

Schedule of Treasury Banks

Note

61063	Optimus Bank LASG Stamp Duty	767,918	-
61064	Optimus Bank LASG Research and Development	1,368,016	-
61408	Unity_LASG AUTOREG COLLECTION_004360307	985,846	848,654
61409	Unity Bank_Research and Development_0043773	104,345	101,147,810
61410	Wema Bank_Stamp Duty	94,950,707	2,118,694
61412	Wema Bank Research and Development	43,533,799	1,933,869
62437	Access Bank LASG Stamp Duty	5,627,091	106,641
62529	Ecobank_LASG_MOJ_Agree fees_0040008054	1,375,109	439
63051	United Bank for Africa FRSC Expenditure	98,632,476	312,382,835
63339	Stanbic IBTC Bank LASG/LIRS Informal Sector	2,335,007	1,919,794
63807	Wema Bank LASEPA Dedicated Account	2,065,093	846,584
63808	Wema Bank LASG PPA Admin Fees	63,520,883	152,296,811
63809	Wema bank_LASG MOJ Agreement Fees	64,252,396	300,823
63831	Wema Bank_LASG/LIRS Informal Sector	533,419	604,651
63835	Wema Bank_LASG Resource Centre Ded. Acc	11,440,097	5,610,674
63846	Wema L/S Parking Auth. Revenue Collection	22,185,957	-
64054	Sterling Bank LASG/MVAA/-Other Products	142,835,198	10,260,520
64163	United Bank LASG/LIRS Informal Sector	16,261,333	35,519,233
64230	Guaranty Trust Bank LASG Disability Trust Fund	6,150,227	6,150,227
64239	Guaranty Trust Bank LASG/LIRS Informal Sector	30,958,246	38,517,731
64331	Eco Bank Research and Development	1,500,753	142,588
64339	Ecobank Lasg Stamp Duty	57,401,733	-
64529	Polaris Bank LASG Number Plate Prod.	803,500,379	172,725,676
64546	Polaris Bank LASG/LIRS Informal Sector	1,861,609	18,737,927
64796	Zenith STO LASKEB Agricultural Prod. & Mark	16,681,983	16,681,983
64801	Zenith Bank LASG Hospital Revenue Account	61,264,979	53,715,872
64837	Zenith Bank LIRS Informal Sector DRA	17,900	5,164,950
64838	Zenith Bank Cons LASG/LIRS Informal Sector_	27,579,487	14,205,236
64859	Zenith Bank STO Research and Dev	46	46
65001	United Bank for Africa MVAA Others	129,812,988	10,094,628
65110	Unity Bank Stamp Duty	12,842	756,485
65762	United Bank for Africa FRSC New Number	61,301,150	65,295,000
65790	United Bank for Africa Research and Development Ac	3,219,762	830
66106	First Bank SFTAS Grant Account	3,657	3,662
66129	Keystone Bank LASG Agreement fees	2,325,593	28,869,682
66130	Keystone Bank LASG_PPA Admin fees_	2,584,728	25,894,637
66131	Keystone Bank LASG/LIRS Informal Sector	122,946	1,399,548
66132	Keystone_L/S Fire & Rescue Service_10122404	2,075,133	15,098,394
66136	Keystone Bank Lagos State Parking Authority Parking	118,729,119	-
66203	First City Monument Bank Lagos Mortgage Board	114,736,806	113,717,597
66208	First City Monument Bank Lagos Stamp Duty	32,190,233	1,608,441
66209	First City Monument Bank Lagos Research & Developm	43,908,669	7,727,012
66239	First City Monument Bank_LASG TEMPORARY VEH	6,253,713	6,253,713
66247	First City Monument Bank L/S Mortgage Board(Equit	106,611,632	93,098,793
66393	Heritage Bank_LASG LASTMA/VIS Dedicated Col	43,294,461	43,294,465
66396	Heritage Bank_L/S Research and Development_	59,427	116,985,557
66397	Heritage Bank_L/S Stamp Duty_5600006987	6,377	13,234,602
66398	Heritage Bank_LASG PPA Fees_5600007300	3,687	19
66399	Heritage Bank_LASG Min of Justice Agreement	2,819	161
66927	Union Bank_LASG/LIRS Informal Sector	14,593,515	447,580
67104	First Bank LASG PPA Admin fees	121,344	27,065
67105	First Bank LASG MOJ Admin fees	129,750	28,712
67106	First Bank LASG/LIRS Informal Sector Account	842,755	3,116,034
68012	Eco Bank Hackney Consolidated Account	389,343	389,343
68304	Globus Bank Lagos State Parking Authority Parking Fe	56,172,488	-
68532	Fidelity Bank Vehicle Licence AutoReg Fees	4,316,100	4,316,100
68555	Fidelity Bank LASG/LIRS Informal Sector	561,790,605	7,771,621
68593	Fidelity Bank STO Street Lamp Pole	173,242,759	56,266,079
68595	Fidelity Bank_STO_R&5030117635	194,422	19,922
68907	Sterling Bank Auto Registration	429,664,494	165,968,914
69013	Fidelity Bank Drivers Institute	21,073,955	20,951,689

Lagos State Government
Financial Statements

For the year ended 31st December 2023

Schedules to the Financial Statements

Schedule of Treasury Banks

Note

69024	Keystone Sales of Hosing Unit 1011892804	861,357,385	1,621,743,169
69065	Zenith Bank LASG Wharf Landing Fees	15,205,843	834,781
69269	Fidelity Bank Drivers Licences	184,673,268	29,976,523
69308	First City Monument Bank Proof of Ownership	19,485,324	11,539,843
69320	Polaris Bank No. Plate Revenue	366,214,969	672,020,814
69321	Polaris Bank Weighing & Admin Charges	163,302,033	20,228,758
69408	Sterling Bank Vehicle Licence Auto Reg Fees	46,974	34,965
69474	First City Monument Bank LASG Share Advert	16,609,213	26,600,041
69475	Polaris Bank MOF STO Lekki-Ikoyi Toll Bridge	606,369	606,369
69493	Polaris Bank LASG Ebola Support	2,139,686	2,139,686
69610	Access Bank LASG Laskeb Agricultural Produce	793,781	793,781
69625	Wema Bank LASG City Hall Account	87,744	87,744
69628	Zenith LASG Admin fees	2,443,853	2,443,853
69629	Zenith Bank LASG OTI Dedicated	283,376,765	185,659,509
69630	Zenith Bank LASG OTI SF	93,308,740	64,178,948
69631	Zenith Bank LASG OTI Assets	27,988,396	63,382,790
69634	Zenith Bank MPPUD Demolition Acct	500	565
69635	Zenith Bank Lagos State Printing Corporation	17,315,103	20,198,321
69688	Polaris Bank LASG Motor Vehicle Radio Permit Levy_	175,867,893	-
69819	Wema Bank L/S Water Regulatory Commission Dedic	481,598,062	-
69903	Lotus Bank LASG Stamp Duty	27,799,024	-
69905	Lotus Bank LASG Research & Development_1000	152,818,611	7,482,626
69913	Fidelity Bank LASPPA Penal Fee	350,926,422	-
	Sub-Total	9,493,361,142	6,546,517,035

Lagos State Government
Financial Statements

For the year ended 31st December 2023

Schedules to the Financial Statements

Schedule of Treasury Banks

Note			
vii	Car Loan		
63455	Access Bank Vehicle Refurbishment Loan	113,159,443	113,159,443
67159	First Bank of Nigeria Vehicle Refurbishment Loan	100,166	100,187
61023	Polaris Bank Law Officers Vehicle Refurbishment Loan	640,620	640,620
	Sub-Total	113,900,229	113,900,250
viii	Bond Proceeds		
60101	Polaris Bank Bond Proceed Account	1,780,868	1,771,236
60314	Providus Bank Bond Proceed Account	12,294,441	12,172,160
62401	Access Bank Bond Proceed Account	113,592,420	113,592,420
62439	Access Bank Bond Proceed Account	117,506	117,506
64162	United Bank For Africa Bond Proceed Account	82,369,017	82,369,017
64701	Zenith Bank Bond Proceed Account	14,206,176	14,206,176
65924	United Bank For Africa Bond Proceed Account	2,731,199	18,100,579
69695	Access Bank LASG Bond Proceed Prog IV	7,881,403	-
69830	First Bank LASG Bond Proceed Prog IV	10,116,877,351	-
69912	Lotus Bank Sukuk LASG Bond Proceed	3,381,099	-
69861	United Bank For Africa LASG Bond Proceed Prog IV	6,159,030,501	-
66926	Union Bank Bond Proceed Account	1,035,461	1,035,461
67107	First Bank Bond Proceed Account	856,530,547	256,940,391
67162	First Bank Bond Proceed Account	3,526,587	3,526,587
69500	Guaranty Trust Bank Bond Proceed Account	403,108	403,108
69627	Zenith Bank Bond Proceed Account	310,850,140	580,394,696
	Sub-Total	17,686,607,824	1,084,629,337
ix	Special Deposit		
		2023	2022
		N	N
	Keystone Bank	12,792,372,891	5,503,169,610
	Guaranty Trust Bank	496,844,545	470,585,465
	Fidelity Bank	2,500,000,000	-
	Providus Bank	11,000,000,000	7,120,520,140
	First City Monument Bank	1,000,000,000	-
	Unity Bank	1,000,000,000	-
	Polaris	1,000,000,000	-
	Wema Bank	4,056,838,664	3,000,000,000
	Heritage Bank	100,000,000	100,000,000
	Sub-Total	33,946,056,100	16,194,275,216
	Treasury banks	135,022,594,544	32,288,963,314

Lagos State Government
Financial Statements
For the year ended 31st December 2023

Schedules to the Financial Statements

Cash held by Ministries, Departments & Agencies:

	2023	2022
	N	N
60104 Polaris Bank Office of Civic Engagement Other Charges	17,541,737	4,170
60109 Polaris Bank General Hospital Badagry Consolidated Revenue	3,518,564	1,474,019
60124 Polaris Bank Mushin General Hospital	2,669,750	2,610,728
60125 Polaris Bank Min. of Commerce, Industries and Co-operatives Bulk Relea	2,045	1,365,449
60127 Polaris Bank Min. of Wealth Creation and Employment Running Cost	1,119	112
60128 Polaris Bank General Hospital Ikorodu Consolidated Revenue	12,065,577	13,769,088
60129 Polaris Bank Office of Overseas Affairs	1,050	1,452
60135 Polaris Bank LTV Revenue(TSA)	10,520,418	23,948,495
60138 Polaris Bank LASUTH Capital	19,529,635	-
60141 Polaris Bank LSWC AFD Interest Special Account (USD)	72,626,416	36,187,498
60145 Polaris Bank Public Procurement Agency	23,999,454	16,000,096
60147 Polaris Bank Lagos State Lotteries board Dedicated Account	55,858,861	15,558,020
60148 Polaris Bank Lagos State Lotteries board _Expenditure	1,381	33,538,358
60149 Polaris Bank LASURConsultancy	26,964,970	3,959,426
60151 Polaris Bank Office of Facility Management \Project 2	64,505,307	43,115,341
60152 Polaris Bank Lands Bureau Compensation Account	2,553	64,912
60153 Eco Bank LASTMA Tow Account	15,038,324	7,057,797
60155 Polaris Bank Min. of Transportation	-	5,312
60158 Polaris Bank Health Service Commission Bulk Release	226,117	106,151
60161 Polaris Bank Amuwo Odofin General Hospital. Bulk Release	4,414	1,783
60165 Polaris Bank Lagos State Real Estate Regulatory Agency Dedicated Reven	17,456,217	76,035,614
60166 Polaris Bank Amuwo-Odofin MCC Consolidated Revenue	10,146	12,139
60167 Polaris Bank Harvey Road Health Centre Consolidated Revenue Account	933,058	24,889,482
60177 Polaris Bank Limited COS	3,218	14,263
60180 Polaris Bank LASIMRA Revenue	6,024	-
60185 Polaris Bank L/S University College of Medicine	1,059,406	69,752,273
60188 Skye Bank L/S Parking Authority Non-Commercial	208,556,818	-
60189 Polaris Bank_PFMU_NCARES_4060015122	103,395,628	89,940,765
60190 Polaris Bank LAWMIGR 1750040705	30,904	191,230
60194 Polaris Bank PFMU(Min of Health)_GIZ_403001	592	71,460,363
60195 Polaris Bank A Polaris Bank L/S Law Enforcement Training Institute Run	87	-
60196 Polaris Bank L/S Film & Video Censors Board Bulk	3	-
60197 Polaris Bank L/S Film & Video Censors Borad Running Cost	213	-
60198 Polaris Bank L/S Parks and Gardens Agency	910	-
60210 Polaris Bank L/S Uni College of Medicine Running Cost	329,650	-
60224 Sterling Bank Tescom Housing Loan	5,494,604	17,804,155
60226 Sterling Bank Min.of Wealth Creation and Employment Project	363	26,254,058
60227 Sterling Bank General Hospital Lagos Consolidated Revenue Account	236,348	76
60237 Sterling Bank COS	2,466,182	629,436
60239 Sterling Bank Tescom LASG Car Refurbishment Loan	64,846,116	63,564,230
60241 Sterling Bank Office of Civic Engagement	427,590	1,009
60242 Sterling Bank Min. of Economic, Planning and Budget	310,785	450,092
60245 Sterling Bank Min. of Local Govt and Community Affairs	501,298	23,631
60246 Sterling Bank Lagos Metropolitan Area Transport Authority	37,943,622,966	18,987,942,739
60248 Sterling Bank L/S Blood Transfusion Service Project Account	12,891	-
60253 Polaris Bank Min. of Establishment and Training Bulk Release	192,480	192,612
60254 Polaris Bank Local Govt Service Commission - Running Cost	244	61
60268 Polaris Bank Running cost Judiciary	112,090	65,388,128
60274 Polaris Bank Limited MSRO Running Cost	809	2,113
60280 Polaris Bank Ebute-Meta Health Centre Consolidated Revenue	5,336,435	3,584,327
60286 Globus Bank Office of Drainage Project Account	844,855,268	920,092,289
60287 Sterling Bank_LAMATNonmotorised	22	76
60288 Sterling Bank_L/S University_Dedicated_Rev	33,948,536	93,019,453
60289 Sterling Bank_LAMATProjects_Naira A/C	46,647	899
60298 Sterling Bank LAWMHighway Service Program	35,131	1,507,806
60317 Providus Bank Min. of Justice LASG Domestic	5,142	5,142
60318 Providus Bank_Ministry of Finance_Bulk Release	510,204	510,204
60319 Providus Bank House of Assembly	-	59,814
60320 Providus Bank Land Bureau	1,268,660,814	6,316,188
60321 Providus Bank LASURA Capital	85,532,860	-
60322 Providus Bank_Fire Service_Project Account_	5,967	5,967
60323 Providus Bank_STO_Bulk Release	53,322	191,848

Lagos State Government
Financial Statements
For the year ended 31st December 2023

Schedules to the Financial Statements

Cash held by Ministries, Departments & Agencies:

		2023	2022
		N	N
60326	Providus Bank_L/S University_Dedicated_Rev	102,318,330	51,454,802
60330	Providus Bank_Public Service Office Running Cost	19	25,089
60333	Skye Bank L/S Environ& Special Offences Bulk	33,730	-
60334	Skye Bank L/S Environ& Special Offences RC	246	-
60335	Providus LASUTH Drug Revolving Fund	4,195,124	-
60336	Providus LASUTH Other Charges	1,843,020	-
60344	Sterling Bank LASUSTECH Konsult Venture	16,759,044	-
60345	Sterling Bank LASUSTECH Staff School	37,893,915	-
60414	Polaris Bank Min. of Tourism Arts and Culture Running Cost	1,312	783
60415	Polaris Bank L/S Public Works Corporation Running Cost	7,532	-
60418	Access Bank Office of Civic Engagement Grants	735	735
60419	Access Bank Gbagada GH Cons. Rev. Acc	95,984	482,138
60420	Access Bank Min. of Agric LASKEB Rice Project	81,613,381	81,613,381
60423	Access Bank Min of Housing 0798658597	353,584,292	400,678,293
60424	Access Bank Maternal And Child Centr Cons	940,490	2,068
60426	Access Bank Traditional Medicine Board	23,478	25,102
60427	Access Bank Min of Agric_Running A/c	1,175	220
60429	Access Bank Min. of Agric Capital	42,973	-
60431	Access Bank L/S Consumer Protection Agency Running Cost	638	-
60432	Access Bank L/S Public Service Staff Development Centre Running Cost	11,313	-
60433	Access Bank L/S Technical and Vocational Education Board Running Cost	579	-
60434	Polaris Bank L/S Physical Planning Permit Authority Other Charges	653	-
60435	Polaris bank L/S Physical Planning Permit Authority Capital	105,530	-
60438	Access Bank L/S Public Service Staff Development Centre Salary	16,116,985	-
60439	Polaris bank L/S Parking Authority Other Charges	791	-
60454	Access Bank Health Service Commission Running Cost Account	258	-
60462	Access Bank Office of Internal Audit Capital	709	-
60464	Access Bank Ministry of Physical Planning	39,729,896	86,675,552
60466	Access Bank Agbowo General Hospital	4,199,041	689,823
60472	Access Bank_L/S Lotteries board_Dedicated	39,153,217	70,926,787
60753	POLARIS BANK NTDA OTHER CHARGES	6,526,308	-
60755	Polaris Bank L/S Public Works Corporation Project	363,932,667	-
60911	Polaris Bank Min. of Energy and Mineral Resources Project	80	40,901,557
60913	Polaris Bank Min. of Information and Strategy Running Cost	842	125
60916	Polaris Bank L/S Aids Control Agency Running Cost	3,403	-
60930	Polaris Bank Limited Project Account MWFID	1,000	2,201
60951	Polaris Bank Min. of Agriculture - Running Cost Account	-	14
60954	Polaris Bank Min. of Commerce, Industries and Cooperatives - Other Char	6,979	7,724
60957	Polaris Bank Limited Running Cost Civil Service Commission	2,750	557
60962	Polaris Bank Min. of Education Running Cost	217	4,868
60967	Polaris Bank Min. of Health Bulk Releases	7,224,453	139,273,233
60971	Polaris Bank Public Service Office Bulk Release	676	676
60973	Skye Running Cost Ministry of Housing	893	-
60975	Polaris Bank Min. of Information and Strategy Bulk Release	4,832	5,749
60979	Polaris Bank Running Cost_Justice_1750032496	351	6,924
60980	Polaris Bank Lands Bureau - Capital Project	5,621	363,188,148
60982	Polaris Bank Lands Bureau Other Charges/Running	2,262	845
60984	Polaris Bank Running Cost LG & CA	8,988	58
60986	Polaris Bank Min. of Economic Planning and Budget	4	4
60991	Polaris Bank Min. of Finance Running Cost	76	1,288
60995	Polaris Bank State Treasury Office Other Charges	746	28,874
60997	Polaris Bank Min. of Works and Infrastructure Running Cost	8	46
61003	Skye SA ON EDUCATION Running Cost	1	-
61006	Polaris Bank State Auditor General Running Cost	8,854	44,834
61008	Polaris Bank Running Cost Transport	4,719	292
61011	Polaris Bank Valuation Office Running Cost	22	419
61015	Polaris Bank Limited WAPRC	668	576
61016	Polaris Bank Ministry of Women Affairs and	1,896	4,502,093
61018	Polaris Bank Min. of Youth and Social Development	-	35,008
61020	Polaris Bank Min. of Home Affairs Bulk Release Account	7,091,711	-
61034	Polaris Bank Civil Service Pension Office Gratuity and Pension	17	17
61040	Polaris Bank Mini. Of Science and Tech. Project Account	4,140,211	31,456,265

Lagos State Government
Financial Statements
For the year ended 31st December 2023

Schedules to the Financial Statements

Cash held by Ministries, Departments & Agencies:

	2023	2022
	₦	₦
61043 Polaris Bank L/S Waterways Authority Running Cost	181	-
61048 Polaris Bank Lagos State Technical and Vocational Education Board Capit	2,078	-
61049 Skye LASURA RC	297,281	-
61364 Polaris Bank Min. of Energy and Mineral Resources Running Cost	139	16
61375 Wema Bank Lagos State University of Science and Technology Accreditati	30,657,340	-
61376 Sterling Bank Lagos State University of Science and Technology Konsult T	83,122,067	-
61397 Polaris Bank Civil Service Pensions Office- Pensions	207	207
61904 LBIC L/S Mortgage Bank Repayment A/c	126,090,350	-
62407 Access Bank Education District IV Running Cost	5,267	2,585
62408 Access Bank Education District IV Bulk Release	1,450	698
62431 Access Bank Ministry of Works and Infrastructure	6,856	3,389
62435 Zenith Bank Lagos State HIV/AIDS Counterpart	168,564,708	290,740,248
62441 Access Bank Min. of Tourism, Arts & Culture	1,532	1,359
62442 Access Bank Fire Service	545	1,017
62443 Access Bank_LASUTH_CARDIO & Others	40,384,284	24,643,445
62444 Access Bank_HEFAMARC_1538133619	100,525	680,191
62445 Access Bank_LAWMIGR_0016292507	102,205	373,652
62446 Access Bank_L/S Public Procurement_Grants	3,726,933	15,996,713
62447 Access Bank LASIMRA Capital	8,932	-
62460 Access Bank Local Govt. Est. Training & Pension	621	809
62465 Access Bank Education District III Other Charges	-	900
62466 Access Bank Min. of Transportation Bulk Release	330	6,209
62467 Access Bank Scholarship Board - Bursary	2,420	2,420
62469 Access Bank Min. of Agriculture Project	1,313	63
62471 Access Bank Onikan Health Centre Consolidated Revenue	2,556,952	3,507,523
62472 Access Bank Min. of Special Duties	53,057,300	7,078
62530 Ecobank L/S Waterways Authority Capital	94	-
62670 Eco Bank Min of Tourism Art and Culture	161,989	160,729
63337 Stanbic IBTC Bank Audit Service Commission Bulk Release	7	7
63340 Stanbic-Ibtc Bank LAWMA PSP Operations 920198573	6,490	1,004,626
63341 Stanbic IBTC LASG Debt Management Office Project Account	138	-
63342 Stanbic IBTC L/S Aids Control Agency Capital	5,743	-
63353 Polaris Bank Public Service Office Staff Housing Board	15,981,629	680,000
63429 Access Bank Min. Of Youth & Social Dev. Bul	-	3,422
63803 Wema Bank Lagos State House of assembly service Commission Secretary	794	28,059
63806 Wema Bank COS Expenditure	1,063,230	256,904
63830 Wema Bank_Ministry of Health_Bill & Melinda	23,837,051	53,498,513
63832 Wema Bank_Min.of Justice_Domestic & Sexual	213,915	213,915
63833 Wema Bank_Min.of Finance_Bulk Account	984	574
63834 Wema Bank(USD)_Ministry of Justice_Domestic	40,922	20,409
63836 Wema Bank_USD_Ministry of Health_Bill & Mel	530,102,972	249,644,638
63837 Wema Bank_Lagos State Safety Commission_Ded	68,766,710	35,133,506
63838 Wema Bank LASHMRegulatory Revenue Account	3,907,335	23
63839 Wema Bank_L/S University Dedicated Rev	98,251,489	103,949,093
63840 Wema Bank_Public Service Office__Cap Exp A/	24,234,520	23,957,227
63841 Wema Bank_PFMU_NG-CARES_0123519928	103,820,065	19,382,691
63843 Wema Bank House of Assembly Capital Account 0124109775	5,023,668,112	3,277,192,918
63844 Wema Bank PFMU_NCARES Coordinating Unit_012	40,387,586	96,779,908
63845 Wema Bank Domestic ans Sexual Violence Agency Recurrent	3,922	-
63848 Wema Bank L/S Environmental Protection Agency Capital	32,380	-
63849 Wema Bank L/S Health Management Agency Other Charges	57,370	-
63853 Polaris Bank Judicial Service Other Charges Account	1,390	3,358
64060 Sterling Bank LAMATCounterpart Fund 00793	1,178,830,832	610,865,386
64061 Sterling Bank LASRRA Subvention & Other Charges	10,957	-
64231 Guaranty Trust Bank DG Project	10,414,140	-
64232 Guaranty Trust Bank Min. of Health UNFPA program	816,907	816,907
64233 Guaranty Trust Bank Teaching Service Commission Project	379	18,341,204
64234 Guaranty Trust Bank Trust Bank OSA Project A	3,553	59,388
64235 Guaranty Trust Bank_Public Procurement Agency	92,123	24,051
64236 Guaranty Trust Bank Lagos State Blood Transfusion Service	157	350
64238 Guaranty Trust Bank_LASU_Land Regularisation	98,786,526	146,456,816
64241 Guaranty Trust Bank Lagos State Sports Commission	985	5,332

Lagos State Government
Financial Statements
For the year ended 31st December 2023

Schedules to the Financial Statements

Cash held by Ministries, Departments & Agencies:

	2023	2022	
	N	N	
64244	Guaranty Trust Bank_MLG&COther Charges	200,400	60,896,560
64246	Guaranty Trust Bank LASPEC Rev	22,969,646	13,653,688
64247	Guaranty Trust Bank L/S College of Health T	202	4,255
64249	Guaranty Trust Bank HEFAMAA Revenue	5,945,072	5,393,326
64257	Guaranty Trust Bank POL LEG Running Cost A/C 1454404110	4,638	612
64263	Guaranty Trust Bank Office of Transformation Project Account	443,608	17,457,098
64269	Guaranty Trust Bank Min. of Housing Project Account	58,591,040	76,177,354
64274	Guaranty Trust Bank Central Business District Other Charges	72	4,224
64279	Guaranty Trust Bank Min. of Justice State Case and Brief	-	45,379,197
64281	Guaranty Trust Bank Civil Service Commission Bulk Release	116,533,475	45,000,000
64283	Guaranty Trust Bank Lagos State Blood Transfusion Service Revenue	7,667,885	3,798,398
64285	Guaranty Trust Bank Ministry of Youth and Sport	245,160	736,424
64287	Guaranty Trust Bank MVA5% Dedicated	430	617
64288	Guaranty Trust Bank_Parastatals Monitoring Office	1,436	48
64289	Guaranty Trust bank_Min. of Estab_Capital	1,047	13,447
64290	Guaranty Trust Bank Central Internal Audit RC	700	-
64291	Guaranty Trust Bank PSSDC Dedicated Revenue	84,196	5,049,534
64295	Guaranty Trust Bank LAWMEpenditure_0002551277	164,510,595	2,201,324
64297	Guaranty Trust Bank_LSACUNAIDS_0012302823	27,416	17,838,341
64298	Guaranty Trust Ban_LSSB_SCHOLARSHIP_0734340376	234	79,118,239
64299	Guaranty Trust Ban_LSSB_BURSARY_0734340383	147	9,374,139
64336	Ecobank_PFMU_CARES_Volunteers Corps Unit_34	2,639,588	19,193,502
64337	Ecobank_PFMU_CARES_Livelihood Support Unit_	4,827,293	25,719,779
64338	Ecobank_LAWMIGR_2122036216	82,028	711,699
64341	Ecobank L/S Christian Pilgrim Pilgrimage	146,037,446	-
64458	Guaranty Trust Bank LAGIS Bulk Release	7,615	-
64459	Guaranty Trust Bank LASAEC Other Charges	345	-
64537	Polaris Bank Education District VI Bulk Release	46	11,750
64560	Polaris Bank Office of Environment Services Project	4,003,413	301,433
64561	Polaris Bank Centre for Rural Development Running cost	50	-
64705	Zenith Bank Min. of Health Project Account	57,431,977	148,788,381
64708	Zenith Bank Cabinet Office Bulk Release	1,999	9,977,650
64741	Zenith Bank Mainland Hospital Consolidated Revenue	23,981,929	62,474,152
64742	Zenith Bank Bank Min.of Wealth Creation & Employment	4,888	729
64743	Zenith Bank Bank Teachers Establishment and Pensions Office Pension a	1,568	618,834
64744	Zenith Bank Education District i Running Co	49	4,420
64745	Zenith Bank Education District I Bulk Release	4,450	1,044
64747	Zenith Bank Office of Quality Ass.	1,951	502
64758	Zenith Bank Min. of Special Duties Running Cost	45,479	10,667
64768	Zenith Bank Central Business District Project	46,692	9,591,107
64788	Zenith Bank Orile-Agege General Hospital Bulk Release	988	419
64790	Zenith Bank Ajeromi General Hospital Consolidated Revenue	-	2,603
64791	Zenith Bank Alimosho General Hospital	226	414,620
64794	Zenith Bank MIS Other Charges	749	464,482
64797	Zenith Bank Local Govt AG Running Cost	1,657	45,261
64803	Zenith Bank LASUTH RC	377	-
64804	Zenith Bank RGHS Consolidated	156,570	365,218
64805	Zenith Bank RGHS Bulk Release	1,843	2,391
64806	Zenith Bank RGHS Running Cost	1,866	15,317
64808	Zenith Bank LASUSTECH Income A/C	137,152,865	-
64809	Zenith Bank Office of Drainage ServicesRun	107	780
64834	Zenith Bank STO Other Charges	560	28,951
64835	Zenith Bank GH Ikorodu_Bulk Release	9,297	11,661
64836	Zenith Bank Lagos State Building Control Agency	151,273,766	28,071
64839	Zenith Bank_Min. of Justice_Other Charges	80	653
64840	Zenith Bank Civil Service Commission Project Account	88,365,978	-
64841	Zenith Bank_Liaison Office Capital	24,581	(5,572)
64842	Zenith Bank LASUTH ENA &C-19 Risk	317,180	290,758
64843	Zenith Bank_Fire Service	466	313
64844	Zenith Bank_L/S Lotteries Board Expenditure	56,456	206,723,682
64847	Zenith Bank_Office of Works_Project Account	3,587,003	488,630
64848	Zenith Bank_Internal Audit_Capital_12222426	4,127	62

Lagos State Government
Financial Statements
For the year ended 31st December 2023

Schedules to the Financial Statements

Cash held by Ministries, Departments & Agencies:

	2023	2022
	N	N
64849 Zenith Bank_LAWMSubvention/Operations_101	125,690	632,447
64854 Zenith Bank (USD) Min of Agric Appeals Designated	1,106	252,800,551
64855 Zenith Bank Min of Agric Appeals Draw Down 1	-	48,097,642
64856 Zenith Bank (USD) Min of Agric Appeals Interest	990,241	415,932,130
64857 Zenith Bank Min of Agric Appeals Counterpart	-	22,998,226
64860 Zenith Bank Maternal And Child Centr Othe	1,952	3,663
64862 Zenith Bank_Lagos State Radio Service_Ded.	1,692	131,560
64868 Zenith Bank_LASPOTECH_1012813231	178,867,132	10,149,844
64869 Zenith Bank_IBILE OIL & GAS_Ded Rev_1017714	75,014,489	87,940,970
64870 Zenith Bank LASRRA Running Cost	1,244	-
64871 Zenith Bank L/S College of Nursing	148,345	-
64872 Zenith Bank L/S Parks and Gardens Agency Maintenance	557	-
64873 Zenith Bank L/S Consumer Protection Agency Capital	1,280	-
64874 Zenith Bank L/S Real Estate Regulatory Authority Running Cost	153	-
64875 Zenith Bank L/S Resilience Office(MEPB) Other Charges	461	-
64876 Zenith Bank L/S Resilience Office(MEPB) Running Cost	28	-
64877 Zenith Bank L/S Environmental Protection Agency Running Cost	3,472	-
64879 Zenith Bank L/S INEC Capital Account	2,400,060	-
64880 Zenith Bank L/S Public Service Club Running Cost	1,332	-
64882 Zenith Bank L/S Council for Arts & Culture Capital	1,373	-
64883 Zenith Bank L/S Library Board Bulk/Capital	5,625,502	-
64884 Zenith Bank L/S Emergency Management Agency Bulk/Other Charges	7,045	-
64885 Zenith Bank L/S MORTGAGE BOARD Running Cost	5,412	-
64886 Zenith Bank L/S Environmental Sanitation Corps Running Cost	4,021	-
64887 Zenith Bank L/S Environmental Sanitation Corps Bulk/Other Charges	1,048	-
64888 Zenith Bank SUBEB One-Off Expenditure	34,502,941	-
64889 Zenith Bank L/S Water Regulatory Commission Running Cost	7,206	-
64890 Zenith Bank L/S Records & Archives Bureau Running Cost	31	-
64891 Zenith Bank LASURA Project	3,288,733	-
64892 Zenith Bank L/S Public Works Corporation Project	1,170,156,849	-
64893 Zenith Bank Law Reform Running Cost	561,481	-
64894 Zenith Bank ABAT Comprehensive Health Centre Project A/C	22,878	-
64942 Zenith Bank General Hospital Somolu Consolidated Revenue	13,470,692	15,420,380
64943 Polaris Bank Ketu-Ejinrin Health Centre Consolidated Revenue Account	1,267,004	379,747
64959 Sterling Bank Alimosho General Hospital Project	9,960	226,227
65008 United Bank of Africa Primary Health Care B	100,228	100,228
65023 United Bank for Africa Min. of Health_COVID	3,256,541	87,666,230
65024 United Bank for Africa L/S University Dedi	47,930,457	26,708,477
65025 United Bank for Africa SIWES Adeniran Ogunsanya	1,580,475	99,975
65026 United Bank for AfricaMOWI_Bulk Release_10	9,181,206	1,636,597
65027 United Bank for AfricaPFMU_NCARES_State Ca	22,703,722	58,485,485
65028 United Bank Domestic and Sexual Violence Agency Capital	11,151,056	-
65511 United Bank for Africa Office Of Education Quality Assurance	21,966	2,939,347
65792 MOH United Bank for Africa COVID 19 Support	245,008,750	-
65921 United Bank Education District VI Running Cost	217	868
66051 Polaris Bank CSPO - Running Cost	1	1
66133 Keystone Bank Lagos Traffic Radio Dedicated Account	294,993	33,652,515
66134 Keystone Bank_PFMU_NCARES_PFMU_Employment T	246,796,400	295,114,088
66151 FCMB Lagos Water Corporation Running Cost	20,722,671	-
66166 Parallax bank L/S House of Assembly Running Cost	4,210	-
66230 First City Monument Bank Min. of Environment Project 2	780,184	35,351,836
66235 First City Monument Bank Amuwo Odofin MCC	3,351	1,105
66237 First City Monument Bank LGS	300	100
66238 First City Monument Bank HS Other Charges	177	136
66240 First City Monument Bank_Office of Drainage	699	108,596,723
66241 First City Monument Bank Min. of Health C-1	7,541	7,541
66242 First City Monument Bank L/S College of Health Technology Dedicated	4,230,347	11,388,312
66243 First City Monument Bank L/S Cooperative College Revenue	492,142	225,409
66244 First City Monument Bank_Min of Estab, Trai	48,808,869	206,209
66245 First City Monument Bank_LAWMPension Redemption_0549863015	142,948,492	77,881,985
66246 First City Monument Bank_LASPOTECH_SPTS_0129753040	155,595,296	8,071,992
66248 FCMB L/S Parks and Gardens Agency Running Cost	5,018	-

Lagos State Government
Financial Statements
For the year ended 31st December 2023

Schedules to the Financial Statements

Cash held by Ministries, Departments & Agencies:

	2023	2022	
	₦	₦	
66383	Heritage Bank LAGOSHOMS Arrangers' Fee	1,429,518	-
66455	FCMB LASCOHET Running Cost	5,179	-
66456	FCMB WATER CORPORATION Chemical Fund	401,645,783	-
66848	Zenith Bank General Hospital Epe Consolidated Revenue	19,646	(16)
66851	Guaranty Trust Bank Primary Health Care Board Unicef	10,551,881	32,609,692
66852	GTBank L/S Records & Archives Bureau Other Charges	30	-
66853	GTBank Office of Administrator General & Public Trustee Running Cost	172,327	-
66854	GTBank Office of Administrator General & Public Trustee Dedicated	33,057,838	-
66855	Guaranty Trust Bank L/S Public Works Corporation Project	10,072,103	-
67102	First Bank LSACA UNICEF	8,128,938	6,041,885
67108	First Bank Lagos State Lotteries board_Dedicated Account	2,472,480,599	2,125,768,269
67109	First Bank_Lagos State University Dedicated Revenue Account	36,685,693	19,755,473
67129	First Bank Isolo General Hospital Consolidated Revenue Account	9	160
67133	First Bank Degree Adeniran Ogunsanya College	14,515,389	4,534,860
67135	First Bank_Internal Audit_Capital_203854441	17,530,338	1,171
67136	First Bank_LAWMExpenditure_2005833854	5,251	186,739
67137	First Bank L/S College of Nursing Running Cost	700	-
67138	First Bank L/S Neighbourhood Safety Agency Capital	231	-
67139	First Bank Centre for Rural Development Capital	3,225	-
67164	FIRST BANK LAGOSHOMS PROCESSING FEES	260,000	-
67168	First Bank LSTMB Capital	17,875	-
67211	Polaris Bank House of Assembly Running Cost	11,313	24,707
67212	Zenith Bank House of Assembly Running Cost	1,690	1,690
67363	Zenith Bank Min Energy & Mineral Resources Recurrent	3,211	-
67364	Zenith Bank Min Energy & Mineral Resources Running Cost	884	-
67755	Zenith Bank Local Government Establishment & Pension Capital Expendi	1,715	-
67759	Zenith Bank_Office of Works Running Cost_12	330	118
67851	Wema Bank House of Assembly Running Cost	21,543	116,073
68301	Globus Bank L/S Parks & Gardens Project	7,315,703	-
68303	Globus Bank L/S Planning and Environmental Monitoring Bulk Release A	704	-
68305	GLOBUS BANK LAGESC CAPITAL	1,430	-
68501	Fidelity Bank Min.of Local Government and Community Affairs Monthly	16,701,799	8,820,299
68502	Fidelity Bank Ibeju-Lekki General Hospital Consolidated Revenue Account	1,259,717	465,765
68537	Fidelity Bank Office of Surveyor General Project Account	953	1,968
68539	Fidelity Bank Maternal And Child Centre	1,271	2,083
68543	Fidelity Bank LASUTH Revenue Account	25,778,179	110,977,249
68544	Fidelity Bank LASUTH DRF	-	3,381
68545	Fidelity Bank LASUTH CCU	9,054,510	17,174,346
68546	Fidelity Bank NTD A Dedicated	431,941,402	-
68548	Fidelity Bank L/S Exams Board Other Charges	914	-
68549	Fidelity Bank L/S Exams Board Running Cost	50	-
68596	Fidelity Bank PHCB PROJECT A/C	669,069	-
68830	Polaris Bank Running Cost TEPO	210	171
68838	Polaris Bank Running Cost	4,738	21
68842	Polaris Bank Harvey Health Centre-Running Cost Account	1,136	1,032
68844	Polaris Bank Lagos Island Maternity Hospital Running Cost	50	-
68846	Zenith Bank Running Cost GH-Ajeromi	-	445
68848	Polaris Bank Mainland Hospital Running Cost	204	74
68850	Polaris Bank Apapa General Hospital Running Co	1,436	384
68852	Polaris Bank Ebute-Meta Health Centre Runing Cost	215	7
68856	Zenith Running Cost General Hospital Epe	313,808	393
68860	Polaris Bank General Hospital - Gbagada Running Cost	230	881
68862	Union Bank GH, Badagry Running Cost	159	731
68864	First Bank General Hospital Isolo Running Cost	104	63
68866	Access Bank General Hospital Agbowo Running Cost	531	179
68870	Polaris Bank GH IKORODU_Running Cost-1761770001590	11,401	167
68872	First Bank Orile Agege General Hospital Running Cost Account	663	300,026
68874	Polaris Bank Onikan Health Centre Running Cost	725	5,974
68876	Polaris Bank Limited GH KETU -EJIRIN HEALTH CENTRE Running	1,238	1,034
68881	Polaris Bank Running Cost GH - Mushin	1,282	42
68888	United Bank Education District V Running Cost	866	-
68890	United Bank Education District II Running Cost	123	5,078

Lagos State Government
Financial Statements
For the year ended 31st December 2023

Schedules to the Financial Statements

Cash held by Ministries, Departments & Agencies:

	2023	2022
	N	N
68892 United Bank Education District III Running Cost	142	7,993
68896 Access Bank Min.of Education Bulk Release	137,292	11,580,325
68898 Eco Bank Surveyor General Running Cost	3,037	10
68899 Access Bank Office of Survey General Project	33,642,059	21,553,099
68917 Polaris Bank Limited Running Cost Health	817	123
68921 Sterling Bank Min. of Economic Planning and Budget Cond Grant Fund	479,941,041	477,560,907
68944 Zenith Bank Tourism Other charges	775	775
68957 Polaris Bank MVAA Capital	1,287	524,036
68960 Polaris LS Traditional Medicine Board RC A/C	439	-
68975 Polaris Bank Limited CABINET Other charges	46	42
68992 First Bank General Hospital - Isolo Bulk Release	1	84
68995 Zenith Bank LASU Education Trust Fund A/c	958,297,787	-
68996 Polaris Bank Education District V Bulk Release	511	3,066,021
68998 Fidelity Bank Min. of Commerce and Coop Bulk Releases	4,381	22,004,803
69004 GTBank LASRRA CAPITAL	168	-
69005 GTBank L/S Law Enforcement Training Institute Other Charges	1,442	-
69023 FCMB L/S Real Estate Regulatory Authority Capital	178	-
69029 Sterling Bank Min. of Economic Planning and Budget UNFPA	11,906,776	7,740,825
69031 GTBank L/S Consumer Protection Agency Other Charges	8,124	-
69032 Sterling Bank Domestic&Sexual Violence Empowerment Fund	22,005,642	-
69049 Polaris LASPEMA Running Cost	211	-
69056 GTBank L/S Neighbourhood Safety Agency Running Cost	452	-
69057 GTBank L/S Neighbourhood Safety Agency Special Funds	7,369,247	-
69058 Zenith Bank L/S Building Control Agency (LASBCA) Other Charges	12,961	-
69063 Guaranty Trust Bank Min. of Home Affairs Running Cost Account	285	-
69070 Polaris Bank Liaison Office Running Cost	508	508
69071 Polaris Bank Judicial Service Commission Pension Account	2,662,777	2,805,177
69072 Polaris Bank Judicial Service Commission Gratuity Account	26,513	46,927
69073 Polaris Bank Office of State Auditor General Bulk Release	30,096	17,631,215
69074 Polaris Bank LGEP Project Account	661	971
69080 Fidelity Bank LASG Lasdri Running Cost Acc	65	-
69081 Guaranty Trust Bank Min. of Youth and Social Development	-	136,898
69082 United Bank Education District II Project Account	89	736
69084 Polaris Bank Limited CSPO Bulk Releases	9,470	15
69085 Wema Bank Ijede Health Centre Running Cost Account	1,357	591
69089 Polaris Bank Auditor General Local Government Project Account	272,347	276,332
69090 Polaris Bank Judicial Service Commission Project Account	4,099	3,399
69092 Polaris Bank Liaison Office Bulk Release	25,239	80
69095 Polaris Bank Min. of Special Duties NYSC Monthly Allowances	12,535,610	11,258,080
69096 Sterling Bank Min. of Local Government and Community Affairs Bulk Rel	318	318
69105 Polaris Bank Min. of Tourism Arts and Culture Bulk Release	14	14
69114 Sterling Bank House of Assembly Running Cost Account	122,775	122,941
69115 Guaranty Trust Bank Min. of Finance Bulk Release	393	393
69117 Zenith Bank General Hospital Epe Bulk-Release	209,859	1,345
69123 Polaris Bank Lagos Island Maternity Hospital Bulk Release	368	48,591
69127 Zenith Bank General Hospital - Badagry Bulk Release	198	2,959
69131 Polaris Bank Ebute-Meta Health Centre -Bulk Release	1,342	1,888
69133 Polaris Bank General Hospital Gbagada Bulk Release	1,110	54,207
69135 First Bank Harvey Road Health Centre Bulk Release	6,104	4,040
69136 First Bank General Hospital Agbowo Bulk Release	16,075	195
69139 Polaris Bank Mushin General Hospital Bulk Release	11,643	121,052
69140 Zenith Bank Ketu-Ejirin Health Centre Bulk Release	6,200	3,025
69141 Polaris Bank General Hospital Apapa Bulk Release	170	630
69162 Polaris Bank Limited Running Cost STO	213	727
69179 Wema Bank Ijede Health Centre Bulk Release	8,913	3,638
69191 Guaranty Trust Bank Lagos State House of Assembly Commission Runnin	571	571
69205 Zenith Bank ABAT Comprehensive Health Centre Consolidated Revenue	71,300	-
69236 Polaris Bank Onikan Health Centre and Maternity	3,951,656	12,859
69248 Stanbic IBTC Bank Lagos State Judiciary Project	323,581	323,581
69252 First City Monument Bank Min. of Housing Project	211,418,343	210,086,667
69254 Polaris Bank Deputy Governor's Office Bulk Release	255	-
69312 Guaranty Trust Bank Min. of Environment Running Cost Account	-	481

Lagos State Government
Financial Statements
For the year ended 31st December 2023

Schedules to the Financial Statements

Cash held by Ministries, Departments & Agencies:

	2023	2022	
	₦	₦	
69341	Skye LASTMA Running Cost	540	-
69343	Guaranty Trust Bank Min Of Works and Infrastructure Project Account	-	36,260
69344	Sterling Bank Min. of Economic Planning and Budget	5,508,334	178,427
69346	Polaris Bank Min. of Youth and Social Development	-	4,252,102
69347	Polaris Bank Min. of Health UNICEF	82,368	3,055,538
69354	United Bank for Africa General Hospital Epe	3,408,956	1,277,925
69368	Polaris Bank Bursary Account	44	44
69369	Guaranty Trust Bank 118027457_PROJECT ACCT(II)	16,020	122
69397	Polaris Bank General Hospital Lagos Project	33,785	5,772
69428	First City Monument Bank MVAA Project Account	-	569
69429	Fidelity Bank Min. of Waterfront and Infrastructural Development	1,000	-
69436	Guaranty Trust Bank Min. of Science and Tech.	173	550
69447	Guaranty Trust Bank Ministry of Education Bulk Release	-	35,647,306
69448	First City Monument Bank Office of Facility Management Running Cost	456	65
69449	Guaranty Trust Bank Office of Facility Management Project Account	286	719
69451	Zenith Bank Mainland Hospital Yaba Bulk Release	861	976
69453	Zenith Bank Min. of Physical Planning and Urban Dev. Running Cost	2,725	285
69466	Guaranty Trust Bank Chief of Staff Expenditure Account	285	364
69469	Access Bank Chief of Staff Expenditure Account	10	10
69479	Zenith Bank Lagos State Judiciary Expenditure Account	30,021	37,652
69484	Guaranty Trust Bank Min. of Science and Technology Project Account	2,836,955	27,689,452
69485	Polaris Bank Valuation Office Project Account	158,961,600	571
69522	Eco Bank Ifako-Ijaye General Hospital	1,616	297
69523	Eco Bank Ifako-Ijaye General Hospital Bulk Release	36,831	162
69524	Polaris Bank Lagos State Sports Commission	16,658	4,558
69525	Zenith Bank General Hospital Ifako-Ijaye Consolidated Revenue	29,586,642	20,044,755
69526	Sterling Bank Lagos Island Maternity Hospital Consolidated Revenue	24,917,382	17,608,742
69527	Wema Bank Ijeda Health Centre Consolidated Revenue	26,121,156	19,166,184
69530	Zenith Bank Orile Agege Hospital Consolidated Revenue	446,302	1,330,544
69531	Polaris Bank General Hospital Apapa Consolidated Revenue	266	821
69532	Zenith Bank Women Affairs and Poverty Alleviation Project Account II	464,369	1,715,384
69533	Guaranty Trust Bank Min. of Physical Planning Project Account	240	240
69534	Zenith Bank Office of Overseas Affairs Project	36	3,000
69600	Central Bank of Nigeria Min. of Health Saving One Million lives	852,375,934	1,019,384,854
69601	Guaranty Trust Bank MVAA Running Cost Account	813	835
69603	Polaris Bank Special Duties Security Allowance	31,511,047	6,237,136
69604	Polaris Bank PPP Running Cost	87	679
69605	Zenith Bank PPP Bulk Release	156	40,018
69606	Zenith Bank Lasimra Project Management Fees	5,508	-
69607	Access Bank LSADA NPFS Counterpart Fund	901,092	901,092
69609	Guaranty Trust Bank Min. of Tourism Art & Culture Bulk Release	2,000,421	455
69614	Polaris Bank Parastatal Monitoring Office Bulk Release	323	85
69615	Guaranty Trust Bank Parastatal Monitoring Office Running Cost	53	53
69616	United Bank for Africa Massey Children Hospital	-	20
69617	Access Bank Global Fund HIV/AIDS/ TB Grants Account	581,071,852	294,963,488
69618	Access Bank Global Fund HIV/TB Grant Account	16,445,717	22,579,714
69620	Zenith Bank Debt Management Office Bulk Release	16	85
69621	Zenith Bank Debt Management Office	13	43
69622	Guaranty Trust Bank Min. of Energy Energy Development	29,252,892	265,814
69623	Guaranty Trust Bank Scholarship Board Bursary	-	64,826,810
69624	Guaranty Trust Bank Trust Bank Scholarship Board	2,926,103	2,926,103
69626	United Bank for Africa Lagos State Science Research Innovation	28,495,688	279,450,395
69633	Zenith 1018397940 Min of Physical Planning	352	1,841
69638	Guaranty Trust Bank L/S Scholarship Board Running Cost	963	-
69639	Guaranty Trust Bank Ibile Oil & Gas Corporation Capital/Project	1,877,037,477	-
69640	Guaranty Trust Bank L/S Emergency Management Agency Running Cost	643	-
69641	Guaranty Trust Bank L/S INEC Running Cost	2,779,353	-
69642	Guaranty Trust Bank L/S Water Regulatory Commission Bulk/Other Char	35,600,240	-
69643	Guaranty Trust Bank Centre for Rural Development Other Charges	5,225	-
69645	Guaranty Trust Bank L/S Accident & Emergency Project	3,851	-
69646	Guaranty Trust Bank L/S Office For Disability Affairs Bulk	25,365,011	-
69647	GTBank L/S Aids Control Agency Other Charges	1,183	-

Lagos State Government
Financial Statements
For the year ended 31st December 2023

Schedules to the Financial Statements

Cash held by Ministries, Departments & Agencies:

		2023	2022
		N	N
69648	GTBank L/S Muslim Pilgrims Hajj	352,399,009	-
69649	GTBank SCRPS Other Charges	1,140	-
69650	GTBank Citizen Mediation Centre Other Charges	2,587,923	-
69651	GTBank Citizen Mediation Centre Capital	1,775	-
69652	GTBank Office of the Public Defender Capital	214,792	-
69653	GTBank Office of the Public Defender Other Charges	4,191,719	-
69654	Guaranty Trust Bank MLG&CA Dedicated Account	618,643	-
69655	Guaranty Trust Bank L/S Real Estate Regulatory Authority OTHER CHAF	26	-
69656	GTBANK LAGESC BULK	652	-
69658	Guaranty Trust Bank L/S Reform Commission Running Cost	4,255	-
69660	Central Bank of Nigeria LASHMA BHCPCF PROG	534,882,967	-
69667	Polaris Bank Lagos Multi-door Courthouse Capital	669	-
69668	Polaris Bank Lagos Multi-door Courthouse Bulk Release	52	-
69669	Polaris Bank Lagos Multi-door Courthouse Running Cost	3,501	-
69670	Polaris Bank L/S Emergency Management Agency Capital	5,799	-
69671	Polaris Bank L/S Library Board Running Cost	53	-
69672	Polaris Bank Ibile Oil & Gas Running Cost	893	-
69673	Polaris Bank Material Testing Project	5,797,702	-
69674	Polaris Bank Public Service Club Capital	5,484,308	-
69675	Polaris Bank L/S Electricity Board Running Cost	7,930	-
69676	Polaris Bank L/S Office For Disability Affairs Running Cost	873	-
69677	Polaris Bank L/S Sport Trust Fund Running Cost	325	-
69678	Polaris Bank L/S Sport Trust Fund Operational	84	-
69679	Polaris Bank L/S Muslim Pilgrims Running Cost	384	-
69680	Polaris Bank L/S Muslim Pilgrims Bulk Release	891,014	-
69681	Polaris Bank Office of the Public Defender Running Cost	10,653	-
69682	Polaris Bank Citizen Mediation Centre Running Cost	61,134	-
69683	Polaris Bank L/S Safety Commission Running Cost	2,082	-
69684	Polaris Bank L/S Building Control Agency Running Cost	842	-
69685	Polaris Bank Law Reform Commission PROJECT	160,047	-
69686	Polaris Bank Women Development Centre Running Cost	1,154	-
69687	Polaris Bank Women Development Centre Bulk Release	291	-
69689	Polaris Bank Office of Administrator General & Public Trustee Estate	736,410,794	-
69690	Access Bank L/S Health Management Agency Running Cost	1,000	-
69691	Access Bank L/S Health Management Agency Capital	6,091,431	-
69692	Access Bank L/S Cooperative College Running Cost	1,744	-
69693	Access Bank L/S PSSDC Other Charges	670,294	-
69697	FCMB L/S Mortgage Bank Repayment A/c	3,306,298,035	-
69699	Polaris Bank Min of Agric Capital A/c	125,999,750	-
69750	Zenith Bank SCRPS Capital	55,049,388	-
69751	Zenith Bank SCRPS Running Cost	2,256	-
69752	Zenith Bank LAGIS Running Cost	2,941	-
69762	Guaranty Trust Bank	19,811,528	-
69781	First Bank L/S Pension Commission Running Cost	30,224	-
69790	FCMB Information & Strategy Bulk Release	1,027	-
69791	FCMB L/S Water Corporation Other Charges	348,106,922	-
69806	Sterling College of Nursing Dedicated	20,884	93,124
69809	Heritage Bank_LAWMRevenue_5900012882	65,010	87,085
69810	First Bank_LASPOTECH_2019175726	1,527,038	9,931,846
69815	UBA Material Testing Running Cost	404	-
69817	Wema Bank L/S Cooperative College Capital	879	-
69818	Wema Bank L/S SUBEB Running Cost	31,076	-
69820	Wema Bank L/S Electricity Board Project	55,855,744	-
69821	Wema Bank Domestic&Sexual Violence RC	2,527	-
69822	Wema Bank L/S Physical Planning Permit Authority Running Cost	220	-
69823	Wema Bank Ibile Oil&Gas Other Charges	294,990	-
69824	Wema Bank IBILE Oil&Gas Running Cost	7,094	-
69825	MOH Wema Bank LASG Malaria Impact	21,896,982	-
69840	Fidelity Bank Lateef Jakande Leadership Academy Other Charges	2,260	-
69845	Sterling Bank Lateef Jakande Leadership Academy Capital	2,764	-
69850	Eco Bank L/S Drivers' Institute Project	3,902	-
69851	Eco Bank L/S SUBEB Matching Grant	5,361,877,026	-

Lagos State Government
Financial Statements
For the year ended 31st December 2023

Schedules to the Financial Statements

Cash held by Ministries, Departments & Agencies:

	2023	2022
	₦	₦
69860 United Bank L/S Safety Commission Capital	187,269	-
69894 Zenith Bank Off. of Surveyor General Other Charges	50	-
69895 Zenith Bank Muslim Pilgrims Umrah	10,234,489	-
69896 Zenith Bank Muslim Pilgrims Hajj	113,196,600	-
69899 Zenith Bank Lateef Jakande Leadership Academy RC	7,088	-
69906 Lotus Bank_LAWMProgram_1000581966	130,890,220	16,096,689
69907 Lotus Bank Debt Mgt Office Bulk Release	15	-
69908 LOTUS BANK LAGOS STATE SCHOLARSHIP BOARD OTHER CHARGE	122,638	-
69914 Lotus Bank LSSB Scholarship Acct	186,726,010	-
69915 Lotus Bank LSSB Bursary Acct	76,900,661	-
Total Cash held by Ministries, Departments & Agencies	73,628,001,378	34,399,966,007
*Lagos State Lotteries and Gaming Authority Deposits	9,260,699,145	7,579,851,738

Lagos State Government
Financial Statements
For the year ended 31st December 2023

Schedules to the Financial Statements

Schedule of Personnel Cost

Ministry/Agency	Final Budget 2023		Initial Budget 2023		Final Budget 2022		Actual 2023		Actual 2022		Variance 2023	
	N		N		N		N		N		N	
General Public Services												
Consolidated Revenue Fund Charges	299,156,824		299,156,824		351,468,097		299,156,824		338,797,943			
Secretary to the State Government Office/Cabinet Office	134,510,570		134,510,570		130,958,454		251,450,570		342,631,385		(116,940,000)	
Office of Civic Engagement	106,268,924		106,268,924		108,133,889		174,932,643		135,804,773		(68,663,719)	
Office of the Auditor General (Local Gov)	257,608,237		257,608,237		241,892,500		321,760,471		277,642,868		(64,152,234)	
Office of the Auditor General (State)	326,676,603		326,676,603		330,462,879		425,320,178		349,982,780		(98,643,573)	
Lagos State Audit Service Commission	98,203,307		98,203,307		102,940,617		124,382,513		107,933,698		(26,179,206)	
Office of the Deputy Governor	126,635,266		126,635,266		122,498,586		159,701,343		126,736,385		(33,066,077)	
Office of the Chief of Staff	1,147,347,904		1,147,347,904		1,075,852,337		1,141,590,149		1,230,422,918		5,757,755	
Office of Internal Audit	59,364,073		59,364,073		49,747,010		90,027,984		21,406,714		(30,663,911)	
Office of Transformation, Creativity and Innovation	82,689,007		82,689,007		87,345,068		109,576,300		93,718,936		(26,887,293)	
Parastatal Monitoring Office	52,187,878		52,187,878		59,300,260		72,322,959		56,046,922		(20,135,081)	
Lagos State House of Assembly	696,935,287		696,935,287		667,310,423		728,504,801		722,178,424		(31,669,514)	
Lagos State House of Assembly Service Commission	91,187,956		91,187,956		95,679,797		72,796,249		-		18,391,707	
Ministry of Economic Planning and Budget (HQ)	426,932,923		426,932,923		383,349,898		531,660,939		451,048,594		(104,728,016)	
Ministry of Establishments and Training	270,299,779		270,299,779		294,692,943		654,241,933		335,047,367		(383,942,154)	
Total Annual Leave Allowance	4,416,989,642		4,416,989,642		-		4,294,279,864		-		122,709,778	
NYS/Interns (Allowances)	550,000,000		550,000,000		300,000,000		1,242,021,476		295,122,730		(692,021,476)	
Personnel Cost Consolidated	3,645,948,315		3,645,948,315		6,295,340,447		3,157,405,700		4,097,452,559		488,542,614	
Personnel Cost (Contingency)	4,806,120,363		4,806,120,363		34,142,962,865		3,950,535,335		1,292,854,564		940,034,486	
Public Service Office	503,315,663		503,315,663		477,148,689		706,477,673		551,239,977		(203,162,010)	
Civil Service Commission	167,291,897		167,291,897		168,154,713		230,481,768		174,300,539		(63,189,871)	
Civil Service Pensions Office	79,815,970		79,815,970		82,310,089		8,888,017		83,645,899		70,927,953	
Ministry of Finance	194,950,452		194,950,452		183,313,904		258,954,726		211,379,476		(64,004,274)	
State Treasury Office	309,850,397		309,850,397		339,291,444		411,426,820		339,087,591		(101,576,423)	
Debt Management Office	62,965,728		62,965,728		65,624,943		95,712,815		81,650,935		(32,747,087)	
Lagos State Public Procurement Agency	80,809,949		80,809,949		84,259,867		107,753,735		93,919,335		(26,943,786)	
Ministry of Information and Strategy	506,070,593		506,070,593		667,669,629		605,453,322		529,551,274		(99,082,729)	
Lagos State Records & Archives Bureau	-		-		61,965,241		332,340		332,340		-	
Ministry of Local Government, Chieftaincy Affairs and Rural D	388,683,738		388,683,738		367,430,424		431,512,181		413,382,400		(42,528,443)	
Local Government Service Commission	103,063,795		103,063,795		91,546,387		116,841,205		112,721,659		(13,777,410)	
Local Government Establishment, Training and Pensions	110,443,711		110,443,711		93,232,205		120,277,861		105,411,265		(9,894,150)	
Ministry of Innovation, Science and Technology	516,383,444		516,383,444		506,127,429		616,278,892		515,438,461		(99,895,448)	
Pension Defined Contribution Plan	43,198,269,483		43,198,269,483		42,915,886,511		21,093,009,040		23,689,206,004		22,105,260,443	
Sub-Total	63,817,277,678		63,817,277,678		92,871,737,208		42,520,086,826		37,175,196,716		21,297,190,851	

Lagos State Government
Financial Statements
For the year ended 31st December 2023

Schedules to the Financial Statements
Schedule of Personnel Cost

Ministry/Agency	Final Budget 2023		Initial Budget 2023		Final Budget 2022		Actual 2023		Actual 2022		Variance 2023	
	N		N		N		N		N		N	
Public Order and Safety												
Ministry of Justice	1,183,102,038		1,183,102,038		1,389,821,076		1,504,727,850		1,148,791,656			(321,625,812)
Lagos State Independent Electoral Commission	198,081,647		198,081,647		-		178,340,009		-			19,741,638
Lagos State Law Reforms Commission	24,731,084		24,731,084		19,211,182		44,647,045		19,211,180			(19,915,961)
Lagos State High Courts	3,925,562,369		3,925,562,369		2,725,635,599		4,433,664,950		3,582,790,863			(508,102,581)
Judicial Service Commission	71,194,978		71,194,978		65,490,107		83,931,523		74,557,817			(12,736,545)
Ministry of Special Duties & Inter-Governmental Relations	742,385,578		742,385,578		806,022,832		806,022,832		669,874,723			(63,637,254)
Lagos State Emergency Management Agency (LASEMA)	137,023,004		137,023,004		143,786,804		170,221,724		129,455,837			(33,198,720)
Lagos State Safety Commission	125,840,150		125,840,150		111,895,684		191,156,460		117,610,825			(65,316,310)
Lagos State Fire and Rescue Services	981,916,876		981,916,876		705,299,949		1,139,546,413		786,879,078			(157,629,537)
Neighbourhood Safety Agency	4,523,967,646		4,523,967,646		4,386,976,664		6,208,956,764		4,964,994,630			(1,684,989,118)
Sub-Total	11,913,805,370		11,913,805,370		10,987,193,697		14,761,215,570		11,494,166,609			(2,847,410,200)
Economic Affairs												
Ministry of Agriculture	1,399,107,585		1,399,107,585		1,011,925,521		1,679,808,950		1,310,818,373			(280,701,365)
Ministry of Commerce, Cooperatives, Trade and Investment	728,190,002		728,190,002		770,950,687		915,618,718		761,226,904			(187,428,716)
Central Business District	53,568,756		53,568,756		60,662,429		66,863,570		55,842,584			(13,294,814)
Office of Sustainable Development Goals	66,974,680		66,974,680		72,576,253		112,987,645		84,921,932			(46,012,965)
Ministry of Wealth Creation & Employment	197,174,288		197,174,288		217,160,296		295,176,826		216,382,370			(98,002,537)
Ministry of Energy & Mineral Resources Development	338,235,557		338,235,557		353,199,773		387,282,772		337,700,535			(49,047,215)
Ministry of Transportation	970,587,871		970,587,871		881,812,232		1,304,815,214		1,060,977,036			(334,227,343)
Lagos State Traffic Management Authority	7,061,470,519		7,061,470,519		6,092,266,679		6,828,459,446		5,777,796,935			233,011,074
Motor Vehicle Administration Agency	617,474,540		617,474,540		640,253,275		802,101,239		667,491,179			(184,626,699)
Office of Works	742,112,771		742,112,771		431,269,070		950,664,024		756,957,038			(208,551,253)
Office of Infrastructure	541,104,777		541,104,777		596,449,972		650,559,731		496,519,044			(109,454,954)
Ministry of Waterfront Infrastructure Development	191,214,847		191,214,847		196,748,511		236,802,259		199,408,660			(45,587,412)
Ministry of Tourism, Arts and Culture	345,755,341		345,755,341		240,000,000		426,620,249		315,456,897			(86,864,908)
Sub-Total	13,252,971,534		13,252,971,534		11,565,274,698		14,657,760,642		12,040,598,585			(1,404,789,108)
Environment												
Ministry of the Environment	771,653,943		771,653,943		889,336,803		1,604,984,739		1,479,168,946			(833,330,796)
Office of Drainage Services & Water Resources	199,875,516		199,875,516		194,511,982		294,672,240		223,415,114			(94,796,724)
Lagos State Waste Water Management Office	122,152,873		122,152,873		121,750,526		133,192,822		54,044,170			(11,039,949)
Lagos State Parks & Garden Agency	112,380,717		112,380,717		-		134,438,704		-			(22,957,987)

Lagos State Government
Financial Statements
For the year ended 31st December 2023

Schedules to the Financial Statements

Schedule of Personnel Cost

Ministry/Agency	Final Budget 2023		Initial Budget 2023		Final Budget 2022		Actual 2023		Actual 2022		Variance 2023	
	N		N		N		N		N		N	
Lagos State Water Regulatory Commission	61,235,543		61,235,543		66,917,778		86,014,851		70,389,697		(24,779,308)	
Lagos State Environmental Sanitation Corp	887,381,949		887,381,949		829,785,914		1,151,213,348		913,190,426		(263,831,399)	
Sub-Total	2,154,680,541		2,154,680,541		2,102,303,003		3,404,516,705		2,740,208,353		(1,249,836,164)	
Housing And Community Amenities												
Ministry of Housing	272,306,151		272,306,151		253,711,261		440,395,861		347,569,007		(167,999,710)	
Lands Bureau	637,198,441		637,198,441		547,141,664		769,599,057		657,974,364		(132,400,616)	
Lagos State Valuation Office	41,366,539		41,366,539		45,981,815		56,806,746		43,976,914		(15,440,207)	
Office of Surveyor- General	303,787,197		303,787,197		308,043,923		375,207,566		307,518,424		(71,420,369)	
Ministry of Physical Planning and Urban Development	1,873,358,613		1,873,358,613		3,124,128,268		2,476,288,012		2,100,449,544		(602,929,399)	
Sub-Total	3,128,016,941		3,128,016,941		4,279,006,931		4,118,207,243		3,456,588,232		(990,190,302)	
Health												
Ministry of Health	2,192,987,406		2,192,987,406		2,113,205,513		2,368,568,639		1,977,665,200		(175,581,233)	
Health Service Commission	29,349,374,597		29,349,374,597		25,948,086,187		35,024,488,561		28,946,043,230		(5,675,113,964)	
Lagos State University Teaching Hospital(LASUTH)	9,980,618,806		9,980,618,806		9,181,004,369		10,614,463,419		8,287,649,720		(633,844,613)	
Lagos State Health Management Agency	47,087,150		47,087,150		48,773,189		471,628		-		46,615,522	
Lagos State Primary Health Care Board	9,502,667,917		9,502,667,917		8,896,573,099		12,245,528,660		8,900,154,620		(2,742,860,743)	
Sub-Total	51,072,735,876		51,072,735,876		46,187,642,357		60,253,320,907		48,111,512,770		(9,180,785,031)	
Recreation, Culture and Religion												
Ministry of Home Affairs	286,289,222		286,289,222		273,816,780		323,023,018		280,108,854		(36,733,796)	
Lagos State Sports Commission	418,237,271		418,237,271		336,541,789		461,832,536		342,664,586		(43,375,265)	
Sub-Total	704,546,493		704,546,493		610,358,569		784,855,554		622,773,440		(80,309,061)	

Lagos State Government
Financial Statements
For the year ended 31st December 2023

Schedules to the Financial Statements
Schedule of Personnel Cost

Ministry/Agency	Final Budget 2023		Initial Budget 2023		Final Budget 2022		Actual 2023		Actual 2022		Variance 2023	
	N		N		N		N		N		N	
Education												
Ministry of Basic and Secondary Education	787,551,726		787,551,726		716,748,500		839,407,835		812,904,437		(51,856,109)	
Office of Education Quality Assurance	906,781,610		996,781,610		1,139,356,902		1,189,979,498		1,063,152,357		(193,197,888)	
Lagos State College of Health Technology	105,296,550		105,296,550		165,080,846		168,068,670		129,580,061		(62,772,120)	
Lagos State Technical and Vocational Board	930,787,324		930,787,324		958,001,431		1,105,449,000		945,913,429		(174,661,676)	
Teaching Service Commission	361,732,839		361,732,839		394,963,603		405,658,578		365,215,437		(43,925,739)	
Ministry of Tertiary Education	370,431,144		370,431,144		689,560,568		475,458,245		384,493,428		(105,027,101)	
Education District 1	9,915,970,542		9,915,970,542		9,854,171,594		11,424,306,502		10,355,980,894		(1,508,335,966)	
Education District 2	8,878,598,596		8,878,598,596		9,996,749,179		11,156,440,357		9,920,304,836		(2,277,841,761)	
Education District 3	6,082,949,868		6,082,949,868		5,910,405,865		6,103,871,591		5,389,541,830		(20,921,723)	
Education District 4	5,041,484,524		5,041,484,524		6,221,382,411		5,999,524,112		5,477,204,561		(958,039,588)	
Education District 5	7,515,260,098		7,515,260,098		7,816,335,528		8,432,165,103		7,728,911,571		(916,905,005)	
Education District 6	9,126,825,001		9,126,825,001		9,012,470,792		9,522,320,301		8,794,899,398		(395,495,300)	
State Universal Basic Education Board	1,026,825,001		1,026,825,001		530,116,275		512,165,401		471,692,388		514,625,182	
Lagos State College of Nursing, Midwifery & Public Health	180,907,446		180,907,446		239,397,724		211,890,670		158,275,473		(30,983,224)	
Sub-Total	51,321,367,851		51,321,367,851		53,634,741,218		57,546,705,864		51,908,070,010		(6,225,338,013)	
Social Protection												
Ministry of Women Affairs and Poverty Alleviation	318,387,951		318,387,951		299,097,694		329,707,426		292,770,145		(11,319,475)	
Ministry of Youth and Social Development	843,197,474		843,197,474		734,502,723		1,035,326,972		869,292,646		(192,129,498)	
Sub-Total	1,161,585,425		1,161,585,425		1,033,600,417		1,365,034,398		1,162,062,791		(203,448,973)	
Total	198,526,987,709		227,581,447,239		189,585,543,441		199,411,903,707		168,711,177,526		(884,915,999)	

Lagos State Government
Financial Statements
For the year ended 31st December 2023

Schedules to the Financial Statements

Schedule of Consolidated Revenue Fund Charges

Details	Final Budget 2023		Initial Budget 2023		Final Budget 2022		Actual 2023		Actual 2022		Variance 2023	
	N		N		N		N		N		N	
Governor	11,753,586		11,753,586		11,116,624		11,753,586		11,162,654			
Deputy Governor	11,644,268		11,644,268		11,036,107		11,644,268		11,056,309			
Chairman House of Assembly Service Commission	846,545		846,544.69		10,262,259		846,545		10,322,976			
Chairman Audit Service Commission	11,131,822		11,131,822		10,262,259		11,131,822		10,322,976			
Members Judicial Service Commission	38,971,788		38,971,788		35,703,175		38,971,788		36,388,644			
Chairman Civil Service Commission	11,131,822		11,131,822.38		10,262,259		11,131,822		10,322,976			
Chairman Local Government Service Commission	11,131,822		11,131,822.44		10,262,259		11,131,822		10,322,976			
Members House of Assembly Service Commission	24,058,496		24,058,496		35,703,175		24,058,496		35,931,541			
Members Civil Service Commission	38,971,789		38,971,789		35,703,175		38,971,789		35,931,541			
Members Local Government Service Commission	35,828,558		35,828,558		35,703,175		35,828,558		35,931,541			
Members Audit Service Commission	29,228,841		29,228,841		35,703,175		29,228,841		35,931,541			
Auditor General (State)	9,349,276		9,349,276		8,909,799		9,349,276		5,393,343			
Auditor General (Local Government)	10,297,659		10,297,659		8,909,793		10,297,659		8,785,005			
Chairman Teaching Service Commission	902,262		902,262.4		10,262,259		902,262		10,322,976			
Members Teaching Service Commission	13,495,783		13,495,783		35,703,175		13,495,783		35,931,542			
Chairman Health Service Commission	11,131,822		11,131,822.44		10,262,259		11,131,822		7,790,842			
Members Health Service Commission	29,280,684		29,280,684.12		35,703,175		29,280,684		26,948,656			
Total	299,156,824		299,156,824		351,468,097		299,156,824		338,797,943			

Lagos State Government
Financial Statements
For the year ended 31st December 2023

Schedules to the Financial Statements

Staff Cost- Pension Defined Contribution Plan

Elements	Final Budget 2023		Initial Budget 2023		Final Budget 2022		Actual 2023		Actual 2022		Variance 2023	
	N		N		N		N		N		N	
Pension Protection Fund	1,415,900,190		1,415,900,190		1,316,845,112		-		-		1,415,900,190	
10% Govt Share to Pension Contribution	7,210,012,153		7,210,012,153		7,210,012,153		7,204,066,057		6,669,471,065		5,946,096	
Pensions and Gratuities Civil and Teaching Services	4,514,083,588		4,514,083,588		4,514,083,588		3,574,308,635		4,440,663,596		939,774,953	
Pensions and Gratuities (Judiciary)	849,091,042		849,091,042		583,440,000		168,271,654		522,026,115		680,819,388	
Pensions Sinking Fund	2,400,000,000		2,400,000,000		2,400,000,000		-		-		2,400,000,000	
10% Pension Redemption Bond Fund	9,356,439,226		9,356,439,226		9,356,439,226		8,052,559,973		8,185,171,873		1,303,879,253	
Pension Redemption Bond Fund Shortfall	12,000,000,000		12,000,000,000		12,000,000,000		1,000,000,000		3,000,000,000		11,000,000,000	
142% Pension and Gratuities (Civil & Teaching Service)	909,271,469		909,271,469		1,298,959,241		50,821,100		708,348,538		858,450,369	
6% Pension and Gratuities (Civil & Teaching Service)	81,780,019		81,780,019		98,953,823		-		100,424		81,780,019	
15% Pension and Gratuities (Civil & Teaching Service)	363,408,634		363,408,634		454,260,792		970,458		751,849		362,438,176	
Severance and Gratuity	900,000,000		900,000,000		200,000,000		785,008,663		12,044,534		114,991,337	
Severance Gratuity for Retired Judges	282,382,972		-		-		-		-		282,382,972	
Retirement Planning/Contingency Expenses (Pensions)	1,500,000,000		1,500,000,000		1,500,000,000		106,680,000		122,126,050		1,393,320,000	
Health Insurance Premium for Public Servants	1,415,900,190		1,415,900,190		1,316,845,112		150,322,500		28,501,961		1,265,577,690	
Total	43,198,269,483		42,915,886,511		42,249,839,047		21,093,009,040		23,689,206,004		22,105,260,443	

Lagos State Government
Financial Statements
For the year ended 31st December 2023

Schedules to the Financial Statements

Schedule of Overhead Cost

Ministry/Agency	Final Budget 2023		Initial Budget 2023		Final Budget 2022		Actual 2023		Actual 2022		Variance 2023	
	N		N		N		N		N		N	
General Public Services												
Secretary to the State Government Office/Cabinet Office	747,764,301		747,764,301		504,399,262		582,150,655		476,838,485		165,613,646	
State Enumeration Programme	713,087,027		713,087,027		800,000,000		-		-		713,087,027	
Office of Civic Engagement	3,228,396,960		3,228,396,960		2,500,000,000		1,165,950,349		809,490,054		2,062,436,611	
Office of the Auditor General for Local Government	559,413,362		559,413,362		525,000,000		556,570,238		524,553,746		2,843,124	
Office of the State Auditor General	842,320,218		842,320,218		610,500,000		842,319,625		610,470,055		593	
Audit Service Commission	254,715,271		254,715,271		244,132,849		254,053,264		243,172,559		662,007	
Liaison Office	213,918,086		213,918,086		239,991,000		193,291,498		186,194,495		20,626,589	
Deputy Governor's Office	1,600,000,000		1,600,000,000		1,080,000,000		1,496,384,109		1,064,274,236		103,615,891	
Office of the Chief of Staff	2,766,142,465		2,766,142,465		2,767,869,590		2,764,847,252		2,671,268,119		1,295,213	
Office of Internal Audit	374,378,418		374,378,418		420,008,671		338,097,685		398,295,169		36,280,733	
Office of SA (E-GIS)	920,837,499		920,837,499		-		833,167,434		-		87,670,065	
Office of Public Private Partnership	1,135,745,088		1,135,745,088		811,171,776		507,835,753		579,759,121		627,909,335	
Office Of Transformation, Creativity and Innovation	180,662,309		180,662,309		202,681,919		166,960,492		186,508,598		13,701,817	
Parastatal Monitoring Office	616,751,149		616,751,149		700,000,000		244,146,465		259,146,732		372,604,684	
House of Assembly	13,321,000,000		13,321,000,000		12,271,000,000		13,234,590,631		11,907,871,938		86,409,369	
Ministry of Economic Planning & Budget(HQ)	958,623,763		958,623,763		1,043,960,950		814,411,145		764,559,019		144,212,618	
Statistical Survey and Research	256,175,828		256,175,828		410,570,329		62,611,625		135,631,700		193,564,203	
Social Intervention and Humanitarian Programme	15,142,500,000		4,200,000,000		8,000,000,000		13,599,437,932		7,712,917,885		1,543,062,068	
Capacity Building for Planners (Statewide)	356,543,514		356,543,514		400,000,000		261,447,359		190,456,183		95,096,156	
Fuel Consumption-Diesel Lagferry, Public Works	1,366,144,047		1,366,144,047		2,866,144,047		1,120,898,631		2,819,171,596		245,845,417	
Fuel Consumption-Diesel [Statewide]	1,304,383,830		1,304,383,830		-		1,264,242,142		-		40,141,688	
Consultancy	953,668,562		953,668,562		508,962,912		830,284,833		507,409,714		123,383,729	
Global Citizens Conferences	602,842,169		602,842,169		115,376,850		532,233,339		-		70,608,830	
Review of Lagos State Master Plan	-		-		300,000,000		-		7,787,288		-	
Socio- Economic Branding	901,111,453		901,111,453		450,000,000		891,087,405		355,414,406		10,024,048	
Augmentation of Running Cost of SSA(Statewide)	180,000,000		180,000,000		150,000,000		178,683,333		149,776,000		1,316,667	
General Overheads Costs	4,117,407,636		1,617,407,636		1,500,000,000		3,574,574,677		1,433,475,562		542,832,959	

Lagos State Government
Financial Statements
For the year ended 31st December 2023

Schedules to the Financial Statements

Schedule of Overhead Cost

Ministry/Agency	Final Budget 2023		Initial Budget 2023		Final Budget 2022		Actual 2023		Actual 2022		Variance 2023	
	N		N		N		N		N		N	
Current Outstanding Liabilities	1,000,000,000		3,000,000,000		-		474,758,236		-		525,241,764	
Hosting of Economic Summit	261,000,000		261,000,000		300,762,226		2,773,000		300,000,000		258,227,000	
Contingency Fund	12,533,807,901		8,491,608,787		8,048,758,949		12,439,392,235		7,840,662,812		94,415,666	
Revenue Enhancement	165,608,250		165,608,250		185,793,931		-		-		165,608,250	
Public Enlightenment	1,000,000,000		-		-		994,037,740		-		5,962,260	
M & E Policy Implementation	151,745,074		151,745,074		170,240,174		95,428,938		148,292,563		56,316,137	
Sustainable Dev. Goals(Capacity Building)	76,608,078		76,608,078		85,120,087		-		31,590,615		76,608,078	
Lagos State Resilience Office	-		-		107,939,520		-		94,603,720		-	
Nearres	2,290,500,000		2,290,500,000		2,545,000,000		2,290,500,000		2,484,060,997		-	
Ministry of Establishments, Training and Pensions	254,777,073		254,777,073		162,270,460		240,336,630		139,098,113		14,440,443	
Global Training Vote	1,699,780,642		2,259,888,900		2,940,318,699		1,689,604,243		2,056,390,589		10,176,399	
Public Service Office	1,851,957,366		1,851,957,366		1,147,301,995		1,469,369,997		963,536,325		382,587,369	
Civil Service Commission	557,300,000		557,300,000		540,134,186		474,682,438		491,340,670		82,617,562	
Civil Service Pensions Office	-		42,199,114		47,342,456		-		38,572,358		-	
Ministry of Finance	7,105,278,779		6,372,800,459		3,982,252,385		5,080,863,977		3,252,394,551		2,024,414,802	
State Treasury Office	57,164,174,106		49,338,724,806		23,118,896,001		56,907,714,327		17,039,967,950		256,459,779	
Debt Management Office	170,631,333		170,631,333		5,191,428,341		121,414,303		1,484,937,499		49,217,030	
Bond Issuance Cost	7,000,000,000		2,000,000,000		-		2,155,934,370		-		4,844,065,630	
Ministry of Information and Strategy	1,211,264,620		1,211,264,620		1,346,780,491		1,148,465,366		1,171,302,370		62,799,254	
Ministry of Local Government, Chieflaincy Affairs and Rural Development	1,327,054,958		1,327,054,958		1,488,800,000		934,988,984		1,023,303,961		392,065,974	
Local Govt. Service Commission	325,081,619		325,081,619		152,300,000		239,367,617		150,209,191		85,714,002	
Local Government Establishment and Pensions	962,586,400		962,586,400		125,000,000		85,678,887		74,102,314		876,907,513	
Ministry of Innovation, Science and Technology	1,370,338,674		1,370,338,674		1,316,555,715		1,230,823,000		1,174,972,871		139,515,674	
Grants and Contributions	26,231,884,215		26,231,884,215		21,241,616,814		26,078,088,136		21,107,704,004		153,796,079	
Sub-Total	178,325,912,043		148,885,592,681		113,665,481,685		160,464,510,294		95,061,586,130		17,861,401,749	

Lagos State Government
Financial Statements
For the year ended 31st December 2023

Schedules to the Financial Statements

Schedule of Overhead Cost

Ministry/Agency	Final Budget 2023		Initial Budget 2023		Final Budget 2022		Actual 2023		Actual 2022		Variance 2023	
	₦	N	₦	N	₦	N	₦	N	₦	N	₦	N
Public Order and Safety												
Ministry of Justice	2,864,500,166		2,364,500,166		1,034,214,208		1,456,578,655		898,113,101		1,407,921,511	
Lagos State High Courts	5,341,776,488		5,341,776,488		4,338,726,156		5,341,543,132		4,181,018,437		233,356	
Judicial Service Commission	379,563,719		379,563,719		284,558,500		284,558,279		284,558,279		94,681,636	
Ministry of Special Duties & Inter-Governmental Relations	611,717,916		611,717,916		125,334,398		299,635,633		112,198,842		312,082,283	
Security/Emergency Intervention Capacity Building(Law Enforcement)	7,500,000,000		5,500,000,000		1,796,054,480		6,164,457,707		1,737,046,700		1,035,542,293	
Operating Cost for Helicopters	242,972,666		242,972,666		269,969,629		-		748,312,500		242,972,666	
Special Duties Expenses	763,935,260		763,935,260		848,816,955		762,575,000		5,614,878,730		1,360,260	
Grants and Contributions	9,200,000,000		7,200,000,000		5,615,283,866		9,195,375,949		26,980,000		4,624,051	
Sub-Total	26,936,966,215		22,436,966,215		14,340,458,192		23,835,048,159		13,603,106,589		3,101,918,056	
Economic Affairs												
Ministry of Agriculture	1,332,474,113		663,873,192		183,559,794		1,189,529,029		164,332,126		142,945,084	
Ministry of Commerce, Cooperatives, Trade and Investment	279,381,291		279,381,291		313,433,038		221,970,216		274,268,193		57,411,075	
Central Business District	232,457,460		232,457,460		260,790,004		165,723,928		234,104,875		66,733,532	
Office of Sustainable Development Goals	1,624,338,212		1,624,358,212		2,383,280,728		759,713,773		651,124,896		864,644,439	
Ministry of Wealth Creation and Employment	1,241,945,367		1,241,945,367		-		362,279,591		-		879,665,776	
Ministry of Energy and Mineral Resources	535,188,115		535,188,115		988,418,276		267,829,763		183,851,298		267,358,352	
Ministry of Tourism, Arts and Culture	1,556,745,990		1,556,745,990		2,643,992,558		1,358,092,739		2,588,051,924		198,653,251	
Ministry of Transportation	1,543,275,653		977,275,653		647,635,569		927,377,884		556,523,820		615,897,769	
Motor Vehicle Administration Agency	6,082,933,927		6,082,933,927		6,120,087,030		4,480,425,953		4,550,129,987		1,602,507,974	
Office of Works	179,009,009		179,009,009		202,846,499		170,955,751		129,171,417		8,053,258	
Office of Infrastructure	622,471,450		622,471,450		99,086,306		148,095,735		84,464,991		474,375,715	
Lagos State Infrastructure Assets Management Agency	43,248,077		43,248,077		50,296,331		37,775,739		46,352,270		5,472,338	
Ministry of Waterfront Infrastructure Development	187,330,070		187,330,070		210,162,364		117,090,920		172,319,230		70,239,150	
Grants and Contributions	1,750,000		175,000		2,250,000		-		2,000,000		1,750,000	
Sub-Total	15,462,568,734		14,227,967,813		14,105,838,497		10,206,861,021		9,636,695,025		5,255,707,713	

Lagos State Government
Financial Statements
For the year ended 31st December 2023

Schedules to the Financial Statements

Schedule of Overhead Cost

Ministry/Agency	Final Budget 2023		Initial Budget 2023		Final Budget 2022		Actual 2023		Actual 2022		Variance 2023	
	N		N		N		N		N		N	
Environment												
Ministry of Environment	1,726,003,304		1,726,003,304		1,099,000,000		1,548,126,675		1,053,327,921		177,876,629	
Office of Drainage Services & Water Resources	2,005,533,657		2,005,533,657		2,007,198,099		1,571,368,433		1,948,661,506		434,165,224	
Sub-Total	3,731,536,961		3,731,536,961		3,106,198,099		3,119,495,109		3,001,989,426		612,041,852	
Housing And Community Amenities												
Ministry of Housing	655,984,289		655,984,289		695,549,649		249,028,938		193,009,783		406,955,351	
Lands Bureau	1,556,679,392		1,556,679,392		1,148,573,066		1,078,302,982		737,044,674		478,376,410	
Lagos State Valuation Office	374,910,964		374,910,964		84,045,353		75,875,938		25,815,808		299,035,027	
Office of Surveyor- General	218,965,376		218,965,376		250,500,000		171,837,348		181,814,500		47,128,029	
Ministry of Physical Planning and Urban Development	883,980,638		883,980,638		542,330,073		445,780,615		155,209,354		438,200,023	
Grants and Contributions	100,000		100,000		250,000		-		-		250,000	
Sub-Total	3,690,620,659		3,690,620,659		2,721,248,141		2,020,825,820		1,292,894,119		1,669,944,839	
Health												
Ministry of Health	12,321,860,398		14,321,860,398		15,367,407,421		3,789,691,609		2,830,760,563		8,532,168,790	
Health Insurance Scheme/Equity Fund	7,656,767,614		7,656,767,614		-		878,674,619		-		6,778,092,995	
Health Service Commission	1,292,200,000		1,792,200,000		1,949,557,653		988,984,159		628,075,527		303,215,841	
Epe General Hospital	1,582,356,820		1,582,356,820		1,019,285,356		807,378,555		721,893,661		774,978,265	
Gbagada General Hospital	1,493,735,409		1,493,735,409		977,106,010		1,156,056,356		938,599,273		337,679,053	
Orile-Agege General Hospital	1,385,415,092		1,385,415,092		703,572,324		898,262,080		649,969,385		487,153,012	
Isolo General Hospital	1,003,167,503		1,003,167,503		643,700,003		772,567,201		616,009,658		230,600,302	
Ikorodu General Hospital	1,713,223,500		1,713,223,500		1,144,581,667		1,620,569,900		1,144,581,667		92,653,600	
Ajeromi General Hospital	620,676,000		620,676,000		432,140,000		514,487,845		390,968,198		106,188,155	
Badagry General Hospital	744,579,784		744,579,784		519,360,871		517,761,024		487,725,893		226,818,760	
Epe General Hospital	749,298,650		749,298,650		534,303,924		633,863,851		524,568,392		115,434,799	
Aghowa General Hospital	206,541,003		206,541,003		183,970,003		148,842,584		161,700,139		57,698,419	
Lagos Island General Hospital	936,844,703		936,844,703		748,788,559		727,444,111		657,415,855		209,400,592	
Massey Street Children's Hospital, Lagos	306,636,349		306,636,349		180,192,654		213,864,667		161,677,632		92,771,682	
Mainland Hospital, Yaba	178,986,303		178,986,303		159,873,670		176,738,223		122,507,291		2,248,080	
Omikan Health Centre	468,362,039		468,362,039		290,402,266		236,936,073		211,163,076		231,425,966	
Apapa General Hospital	203,246,537		203,246,537		199,433,930		161,690,303		131,792,842		41,556,234	

Lagos State Government
Financial Statements
For the year ended 31st December 2023

Schedules to the Financial Statements

Schedule of Overhead Cost

Ministry/Agency	Final Budget 2023		Initial Budget 2023		Final Budget 2022		Actual 2023		Actual 2022		Variance 2023	
	N	₦	N	₦	N	₦	N	₦	N	₦	N	₦
Ebute-Metta Health Centre	328,246,825		328,246,825		268,408,694		206,484,965		218,896,416		121,761,860	
Harvey Road Health Centre	475,908,083		475,908,083		266,598,759		323,214,716		237,658,295		152,693,367	
Ketu-Ejimirin Health Centre	42,093,988		42,093,988		33,271,098		26,951,047		32,673,230		15,142,941	
Ijeda Health Centre	334,635,733		334,635,733		272,317,481		290,663,456		269,335,976		43,972,277	
Ibeju-Lekki General Hospital	235,053,086		235,053,086		213,770,096		134,764,975		176,967,479		100,288,111	
Shomolu General Hospital	466,274,233		466,274,233		209,962,481		323,677,911		209,962,481		142,596,322	
Ifako/Ijaiye General Hospital	945,817,311		945,817,311		719,908,123		797,078,721		686,275,649		148,738,590	
Mushin General Hospital	675,900,000		675,900,000		344,609,556		263,509,805		212,816,193		411,490,195	
Surulere General Hospital	1,006,256,503		1,006,256,503		660,163,475		716,449,224		462,941,944		289,807,279	
Alimosho General Hospital	1,881,707,657		1,881,707,657		1,309,786,285		1,298,657,124		1,086,362,286		583,050,533	
Amuwo Odofin General Hospital	821,371,349		821,371,349		478,634,832		558,179,522		450,507,332		263,191,827	
Lagos State Maternal & Childcare Centre Eti-Osa	496,590,000		496,590,000		364,434,832		465,195,545		364,434,832		31,394,455	
Abat Comprehensive Health Centre	372,600,000		372,600,000		-		166,357,554		-		206,242,446	
Hospital Units (Dedicated)	45,000,000		45,000,000		50,000,000		25,000,000		-		20,000,000	
Hospital Units(IPP Intervention)	905,000,000		905,000,000		50,000,000		41,850,000		32,929,300		863,150,000	
Grants and Contributions	118,779,653.7		118,779,653.7		122,306,257		9,969,243		5,357,688		108,810,411	
Sub-Total	42,014,232,126		42,014,232,126		43,654,232,126		30,418,038,280		19,891,816,967		22,122,415,159	
Recreation, Culture and Religion												
Ministry Of Home Affairs	2,834,772,602		2,834,772,602		2,320,137,367		2,751,610,410		2,221,075,878		83,162,193	
Lagos State Sports Commission	4,290,433,228		4,290,433,228		4,173,461,529		3,189,855,623		3,230,208,578		1,100,577,605	
Grants and Contributions	495,996,800		495,996,800		119,050,000		350,553,400		105,967,500		145,443,400	
Sub-Total	7,621,202,630		7,621,202,630		6,612,648,896		6,292,019,433		5,557,251,956		1,329,183,197	
Education												
Ministry of Basic and Secondary Education	3,207,964,930		3,207,964,930		3,206,516,165		2,368,104,058		2,234,381,294		839,860,872	
Office of Education Quality Assurance	617,494,387		617,494,387		580,568,000		305,555,817		244,893,938		311,938,570	
Teaching Service Commission	1,156,029,510		1,156,029,510		1,660,003,847		1,141,518,386		1,337,040,959		14,511,124	
Ministry of Tertiary Education	174,000,000		174,000,000		193,238,492		148,903,430		164,596,177		25,096,570	
Education District 1	474,568,574		474,568,574		548,283,825		410,027,378		458,617,852		64,541,196	
Education District 2	507,508,170		507,508,170		600,115,719		453,076,131		489,452,295		54,432,039	
Education District 3	596,550,000		596,550,000		701,726,781		511,363,332		533,733,184		85,186,668	
Education District 4	433,386,627		433,386,627		511,823,087		391,669,349		423,844,574		41,717,278	

Lagos State Government
Financial Statements
For the year ended 31st December 2023

Schedules to the Financial Statements

Schedule of Overhead Cost

Ministry/Agency	Final Budget 2023		Initial Budget 2023		Final Budget 2022		Actual 2023		Actual 2022		Variance 2023	
	N		N		N		N		N		N	
Education District 5	600,792,388		600,792,388		709,976,719		575,672,584		554,373,540		25,119,804	
Education District 6	477,742,678		477,742,678		562,107,138		431,797,863		469,819,039		45,944,815	
Grants and Contributions	6050000		6050000		6,050,000		-		2,250,000		6,050,000	
Sub-Total	8,252,087,264		8,589,836,166		9,280,409,773		6,737,688,328		6,913,002,850		1,514,398,936	
Social Protection												
Ministry of Women Affairs and Poverty Alleviation	2,653,500,000		2,653,500,000		2,759,040,772		1,774,044,692		1,940,726,825		879,455,308	
Office of Youth and Social Development	2,745,347,768		2,745,347,768		1,988,549,572		2,166,115,456		1,494,620,218		579,232,312	
Grants and Contributions	15000000		15000000		15,000,000		-		14,812,500		15,000,000	
Sub-Total	5,413,847,768		5,413,847,768		4,762,590,344		3,940,160,148		3,450,159,543		1,473,687,620	
Total	291,448,974,400		258,251,803,019		199,012,911,907		236,508,425,278		153,343,213,792		54,940,699,121	

Lagos State Government
Financial Statements
For the year ended 31st December 2023
Schedules to the Financial Statements

Schedule of Grants and Contributions

Ministry/Agency	Final Budget 2023	Initial Budget 2023	Final Budget 2022	Actual 2023	Actual 2022	Variance 2023
	N	N	N	N	N	N
General Public Services						
Secretary to the State Government Office/Cabinet Office	10,000,000	10,000,000	10,000,000	10,000,000	10,000,000	-
Office of the State Auditor General	500,000	500,000	500,000	500,000	500,000	-
Deputy Governor's Office	20,000,000	20,000,000	20,000,000	19,950,000	19,995,000	50,000
Office of the Chief of Staff	848,027,926	848,027,926	900,000,000	847,178,136	898,803,249	849,790
House of Assembly	200,000,000	200,000,000	100,000,000	200,000,000	96,262,300	-
Ministry of Establishments, Training and Pensions	1,000,000	1,000,000	1,452,000	-	1,120,000	1,000,000
Public Service Office	33,600,000	33,600,000	33,600,000	33,600,000	6,198,268	-
Ministry of Finance	600,000	600,000	600,000	-	-	600,000
Lagos State Internal Revenue Service	24,982,187,956	24,982,187,956	20,032,500,000	24,950,000,000	20,000,000,000	32,187,956
Local Govt. Service Commission	10,000,000	10,000,000	3,000,000	-	2,991,000	10,000,000
Provision For Increase in Subvention	125,968,333	125,968,333	139,964,814	16,860,000	71,834,188	109,108,333
Sub-Total	26,231,884,215	26,231,884,215	21,241,616,814	26,078,088,136	21,107,704,004	153,796,079
Public Order and Safety						
Ministry of Justice	2,500,000	2,500,000	2,500,000	-	1,980,000,000	2,500,000
Lagos State High Courts	30,000,000	30,000,000	25,000,000	30,000,000,000	25,000,000,000	-
Sub-Total	32,500,000	32,500,000	27,500,000	30,000,000	26,980,000	2,500,000
Economic Affairs						
Ministry of Agriculture	1,750,000	1,750,000	2,250,000	-	2,000,000	1,750,000
Sub-Total	1,750,000	1,750,000	2,250,000	-	2,000,000	1,750,000

Lagos State Government
Financial Statements
For the year ended 31st December 2023
Schedules to the Financial Statements

Schedule of Grants and Contributions

Ministry/Agency	Final Budget 2023	Initial Budget 2023	Final Budget 2022	Actual 2023	Actual 2022	Variance 2023
	N	N	N	N	N	N
Housing And Community Amenities						
Ministry of Physical Planning and Urban Development	100,000	100,000	250,000	-	-	100,000
Sub-Total	100,000	100,000	250,000	-	-	100,000
Health						
Ministry of Health	118,779,654	118,779,654	122,306,257	9,969,243	5,357,688	108,810,411
Sub-Total	118,779,654	118,779,654	122,306,257	9,969,243	5,357,688	108,810,411
Recreation, Culture and Religion						
Ministry of Home Affairs	65,000,000	65,000,000	115,050,000	64,708,000	105,967,500	292,000
Lagos State Sports Commission	430,996,800	430,996,800	4,000,000	285,845,400	-	145,151,400
Sub-Total	495,996,800	495,996,800	119,050,000	350,553,400	105,967,500	145,443,400
Education						
Ministry of Basic and Secondary Education	4,550,000	4,550,000	4,550,000	-	2,250,000	4,550,000
Ministry of Tertiary Education	1,500,000	1,500,000	1,500,000	-	-	1,500,000
Sub-Total	6,050,000	6,050,000	6,050,000	-	2,250,000	6,050,000
Social Protection						
Ministry of Women Affairs and Poverty Alleviation	15,000,000	15,000,000	15,000,000	-	14,812,500	15,000,000
Sub-Total	15,000,000	15,000,000	15,000,000	-	14,812,500	15,000,000
Total	26,902,060,669	26,902,060,669	21,534,023,071	26,468,610,779	21,265,071,691	433,449,889

Lagos State Government
Financial Statements
For the year ended 31st December 2023
Schedules to the Financial Statements

Schedule of Subvention to Parastatals [Overhead]

Ministry/Agency	Final Budget 2023		Initial Budget 2023		Final Budget 2022		Actual 2023		Actual 2022		Variance 2023	
	N	N	N	N	N	N	N	N	N	N	N	N
General Public Services												
Ibile Broadband	180,222,291		180,222,291		90,000,000		127,348,074		89,455,291			52,874,217
Lagos State Resilience Office	544,600,616		544,600,616		-		371,022,459		-			173,668,158
Lateef Jakande Academy	698,908,500		698,908,500		-		627,677,509		-			71,230,991
Public Service Staff Development Centre	490,240,146		490,240,146		486,543,337		438,020,019		426,247,802			51,620,127
Contingency Fund	-		-		200,472,689		-		94,770,997			-
Public Service Club	44,597,939		44,597,939		50,000,000		39,395,193		49,399,700			5,172,746
Lagos State Pension Commission	535,418,594		493,249,480		422,771,928		457,251,520		368,444,594			78,197,074
Lagos State Lotteries Board	800,000,000		800,000,000		791,626,151		109,383		78,015,680			799,890,617
Lagos State Public Procurement Agency	524,690,643		524,690,643		482,897,000		523,794,713		482,613,899			895,932
Lagos State Printing Corporation	11,937,291,015		9,637,291,015		3,900,000,000		7,660,178,179		1,634,314,165			3,977,112,836
Lagos State Records and Archives Bureau	90,064,075		90,064,075		103,266,652		50,794,079		103,071,869			39,989,990
Lagos State Broadcasting Corp. (LTV 8)	900,000,000		900,000,000		488,075,147		684,318,353		487,530,339			215,681,647
Lagos State Broadcasting Corp. (Eko FM & Radio Lagos)	600,000,000		600,000,000		427,547,206		385,178,849		426,887,544			214,821,151
Lagos Traffic Radio	250,000,000		250,000,000		234,000,000		216,821,985		233,048,876			33,178,045
Centre for Rural Development	1,190,374,371		1,190,374,371		1,350,000,000		163,121,255		303,857,350			827,253,116
Lagos State Residents Registration Agency (LASRRA)	386,498,577		386,498,577		457,838,733		353,810,266		424,423,287			32,688,311
Sub-Total	18,873,626,769		16,831,427,655		9,485,034,843		12,299,351,836		5,202,081,300			6,574,274,933
Public Order and Safety												
Office of Administrator- General	135,283,164		135,283,164		112,582,166		48,526,466		63,933,789			86,756,698
Lagos State Domestic and Sexual Violence Agency	559,267,916		559,267,916		627,433,000		504,339,221		480,852,750			54,928,695
Lagos State Independent Electoral Commission	754,880,323		1,254,880,323		1,677,286,599		261,708,117		508,468,807			493,172,177
Election Project	270,000,000		270,000,000		-		216,752,310		-			53,247,690
Office of Public Defender	131,390,978		131,390,978		71,117,242		91,192,980		65,871,800			40,197,989
Citizen Mediation Centre	143,456,239		143,456,239		115,953,570		124,794,505		111,588,450			18,451,734
Law Reform Commission	226,818,858		226,818,858		229,017,738		129,264,663		113,348,150			97,554,195
Law Enforcement Training Institute	474,822,610		474,822,610		485,745,791		170,175,390		400,986,919			304,647,220
Multi-Door Court House	179,110,285		179,116,285		180,002,776		175,735,187		183,767,490			1,381,098
Lagos State Fire and Rescue Services	2,281,234,497		2,281,234,497		2,903,261,738		1,579,064,369		1,136,756,230			702,170,128
Lagos State Emergency Management Authority (LASEMA)	1,099,385,126		726,761,876		703,153,366		1,023,373,481		619,443,713			70,011,645
Lagos State Safety Commission	464,842,929		464,842,929		365,876,712		291,094,311		307,696,174			173,748,618
Neighbourhood Safety Agency	1,137,222,445		1,137,222,445		1,379,337,780		41,317,658		112,369,642			1,095,904,787
Sub-Total	7,857,421,371		7,984,798,121		7,959,768,424		4,659,248,698		4,105,086,914			3,198,172,673

Lagos State Government
Financial Statements
For the year ended 31st December 2023
Schedules to the Financial Statements

Schedule of Subvention to Parastatals [Overhead]

Ministry/Agency	Final Budget 2023		Initial Budget 2023		Final Budget 2022		Actual 2023		Actual 2022		Variance 2023	
	N	N	N	N	N	N	N	N	N	N	N	N
Economic Affairs												
Ministry of Agriculture Augmentation												
Lagos State Coconut Development Authority	15,525,000	-	15,525,000	-	347,602,979	-	13,375,750	-	277,406,392	-	-	-
Lagos State Agric. Development Authority	235,217,681	-	235,217,681	-	-	-	197,698,300	-	-	-	2,149,250	2,149,250
Lagos State Agric. Input Supply Authority	46,575,000	-	46,575,000	-	-	-	(102,242,248)	-	-	-	37,519,381	37,519,381
Lagos State Agric. Land Holding Authority	415,525,000	-	415,525,000	-	-	-	28,172,400	-	-	-	148,817,248	148,817,248
Lekki Free Zone	267,407,635	-	267,407,635	-	-	-	13,440,000	-	-	-	387,352,600	387,352,600
Lagos State College of Cooperatives	298,605,421	-	298,605,421	-	300,000,000	300,000,000	238,912,288	297,376,000	297,376,000	297,376,000	253,967,635	253,967,635
Lagos State Consumer Protection Agency	369,140,514	-	369,140,514	-	427,936,677	427,936,677	127,171,564	219,398,474	219,398,474	219,398,474	59,693,133	59,693,133
Lagos State Market Development Board	35,000,000	-	35,000,000	-	189,755,816	189,755,816	34,223,500	154,927,493	154,927,493	154,927,493	241,968,951	241,968,951
Lagos State Employment Trust Fund	136,040,400	-	136,040,400	-	39,000,000	39,000,000	130,040,400	30,000,000	30,000,000	30,000,000	776,500	776,500
Lagos Oil and Gas (LOGAS)	1,023,873,097	-	1,023,873,097	-	174,819,413	174,819,413	966,722,244	80,000,000	80,000,000	80,000,000	-	-
Lagos State Electricity Board	20,628,192,358	-	20,628,192,358	-	765,499,308	765,499,308	10,807,084,884	705,100,113	705,100,113	705,100,113	57,150,853	57,150,853
Council For Arts and Culture	63,000,000	-	63,000,000	-	13,789,757,369	13,789,757,369	59,599,721	13,624,739,667	13,624,739,667	13,624,739,667	9,821,107,474	9,821,107,474
Lagos State Film & Video Censors' Board	63,000,000	-	63,000,000	-	52,546,990	52,546,990	37,515,878	52,103,635	52,103,635	52,103,635	3,400,279	3,400,279
Lagos State Parking Authority	1,900,000,000	-	1,900,000,000	-	48,852,701	48,852,701	1,091,002,285	43,020,900	43,020,900	43,020,900	25,484,122	25,484,122
Lagos State Drivers Institute	108,000,000	-	108,000,000	-	400,000,000	400,000,000	100,810,637	394,409,590	394,409,590	394,409,590	808,397,715	808,397,715
Lagos State Traffic Management Agency	941,752,845	-	941,752,845	-	115,083,638	115,083,638	621,689,010	99,747,179	99,747,179	99,747,179	7,189,363	7,189,363
Lagos State Metropolitan Area Transport Authority	6,040,107,871	-	6,040,107,871	-	621,689,010	621,689,010	833,190,498	599,968,019	599,968,019	599,968,019	108,562,347	108,562,347
Lagos State Metropolitan Area Transport Authority(50% Passenger fare Slash)	3,600,000,000	-	3,600,000,000	-	538,813,412	538,813,412	58	206,487,018	206,487,018	206,487,018	6,040,107,814	6,040,107,814
Lagos State Number Plate Production Authority	5,236,156,250	-	5,236,156,250	-	-	-	3,600,000,000	-	-	-	-	-
Lagos Bus Service Limited	918,000,000	-	918,000,000	-	5,286,917,443	5,286,917,443	874,614,000	2,971,952,602	2,971,952,602	2,971,952,602	318,189,658	318,189,658
Lagos State Waterways Authority	464,143,392	-	464,143,392	-	520,714,442	520,714,442	113,953,048	338,906,057	338,906,057	338,906,057	43,386,000	43,386,000
Lagos State Ferry Services	858,523,604	-	858,523,604	-	738,786,239	738,786,239	748,239,140	532,139,895	532,139,895	532,139,895	350,190,345	350,190,345
Lagos State Infrastructural Maintenance and Regulatory Agency (LASHMIRA)	900,000,000	-	900,000,000	-	600,000,000	600,000,000	319,334,314	520,349,671	520,349,671	520,349,671	580,665,686	580,665,686
Lagos State Public Works Corporation	2,058,096,075	-	2,058,096,075	-	6,394,281,711	6,394,281,711	845,517,253	5,086,465,555	5,086,465,555	5,086,465,555	1,212,578,822	1,212,578,822
Sub-Total	46,621,882,143	-	46,621,882,143	-	31,343,057,148	31,343,057,148	26,002,942,535	26,204,497,572	26,204,497,572	26,204,497,572	20,618,939,609	20,618,939,609

Lagos State Government
Financial Statements
For the year ended 31st December 2023
Schedules to the Financial Statements

Schedule of Subvention to Parastatals [Overhead]		Final Budget 2023	Initial Budget 2023	Final Budget 2022	Actual 2023	Actual 2022	Variance 2023
Ministry/Agency	N	N	N	N	N	N	N
Environment							
Lagos State Environmental Protection Agency (LASEPA)	908,039,720	908,039,720	471,207,893	410,074,455	418,766,528		497,965,265
Lagos State Environmental & Special Offices Unit	126,282,242	126,282,242	141,673,863	116,678,690	141,673,863		9,603,552
Lagos State Environmental Sanitation Corps	218,700,000	218,700,000	196,769,254	155,847,966	196,769,254		62,852,034
Lagos State Water Corporation	3,003,370,779	3,003,370,779	3,230,515,824	1,628,647,152	922,000,000		1,374,723,627
Lagos State Wastewater Management Office	156,949,820	156,949,820	-	150,095,404	-		6,854,716
Lagos State Waste Management Authority (LAWMA)	22,066,063,704	20,066,063,704	18,221,124,401	20,428,418,891	18,093,330,345		1,637,644,813
Lagos State Signage and Advertisement Agency (LASAA)	1,800,000,000	1,800,000,000	1,200,000,000	-	-		1,800,000,000
Lagos State Parks & Garden Agency	516,638,014	516,638,014	484,875,475	515,405,617	484,875,475		1,232,397
Lagos State Water Regulatory Commission	255,336,627	255,336,627	286,457,768	177,575,712	233,265,710		77,760,915
Sub-Total	29,051,380,906	27,051,380,906	24,232,624,178	23,582,743,586	20,490,681,175		5,468,637,320
Housing And Community Amenities							
Lagos State Real Estate Transactions Agency	1,781,218,630	1,781,218,630	1,828,186,530	335,542,203	286,271,070		1,445,676,427
Lagos State Mortgage Board	173,430,349	173,430,349	137,380,243	102,139,121	62,980,442		71,291,228
Lagos State Physical Planning Permit Authority	2,362,389,006	2,362,389,006	409,839,464	478,552,137	5,362,366		1,883,836,869
Lagos State Building Control Agency	545,000,000	545,000,000	512,152,190	526,679,875	282,828,485		18,320,125
Material Testing Laboratory Services	340,000,000	340,000,000	200,000,000	317,461,131	200,000,000		22,538,869
New Towns Development Authority	2,100,000,000	2,100,000,000	1,100,000,000	1,035,470,177	805,613,212		1,064,529,823
Lagos State Planning & Environmental Monitoring Authority	345,000,000	345,000,000	30,050,000	29,726,388	30,028,999		315,273,612
Lagos State Urban Renewal Authority (LASURA)	136,675,013	136,675,013	150,000,000	57,090,969	141,451,085		79,584,044
Sub-Total	7,783,712,998	7,783,712,998	4,367,908,427	2,882,662,002	1,813,935,660		4,901,050,995

Lagos State Government
Financial Statements
For the year ended 31st December 2023
Schedules to the Financial Statements

Schedule of Subvention to Parastatals [Overhead]

Ministry/Agency	Final Budget 2023		Initial Budget 2023		Final Budget 2022		Actual 2023		Actual 2022		Variance 2023	
	₦	N	₦	N	₦	N	₦	N	₦	N	₦	N
Health												
Lagos State Health Management Agency	2,209,787,252		2,209,787,252		2,105,244,329		233,539,227		444,198,933		1,976,248,025	
School of Anesthesia	45,000,000		45,000,000		50,000,000		44,673,501		49,165,001		326,499	
Lagos State University College of Medicine(LASUCOM)	3,092,800,000		3,092,800,000		2,813,623,906		2,581,953,464		2,399,523,159		510,846,536	
Lagos State University Teaching Hospital(LASUTH)	6,300,000,000		6,300,000,000		4,700,000,000		5,594,587,813		4,098,821,769		705,412,187	
Lagos State Board of Traditional Medicine	135,100,000		135,100,000		92,757,807		80,649,022		57,568,341		54,450,978	
Lagos State Primary Health Care Board	905,106,926		905,106,926		1,011,761,955		549,141,037		353,241,771		355,965,889	
Lagos State AIDS Control Agency	544,138,186		544,138,186		388,326,444		242,556,500		93,976,386		301,581,686	
Lagos State Accident & Emergency Centre	144,692,159		129,692,159		114,062,457		82,014,452		109,879,710		62,677,707	
Lagos State Blood Transfusion Service	1,251,620,000		1,251,620,000		202,000,000		392,012,229		139,611,715		859,607,271	
Lagos State Health Management and Accreditation Agency	626,550,000		626,550,000		387,600,000		394,825,179		276,853,319		231,724,821	
Sub-Total	15,254,794,523		15,239,794,523		11,865,376,898		10,195,952,425		8,022,840,103		5,058,842,098	
Recreation, Culture and Religion												
Lagos State Christian Pilgrims' Welfare Board	1,749,188,522.00		1,322,126,870		24,823,753		1,454,679,982		24,823,753		294,508,540	
Lagos State Muslim Pilgrims' Welfare Board	7,423,426,870.00		7,123,126,870		24,823,753		13,470,487,819		20,758,240		(6,347,360,949)	
Lagos State Sports Endowment Trust Fund	81,000,000.00		81,000,000		47,737,511		51,591,626		44,038,169		29,408,374	
Sub-Total	8,953,315,392		8,526,253,740		97,385,017		14,976,759,427		89,620,162		(6,023,444,935)	
Education												
Lagos State Special Committee for Rehabilitation of Public Schools	356,170,777		356,170,777		465,640,000		291,313,088		366,579,268		64,857,689	
Lagos State Technical and Vocational Board	671,696,055		671,696,055		433,237,950		380,888,312		268,978,305		290,807,743	
State Universal Basic Education Board	10,335,196,522		10,335,196,522		11,680,116,590		5,723,494,138		9,441,515,298		4,611,702,384	
Lagos State Library Board	86,400,000		86,400,000		74,500,000		53,958,196		48,121,401		32,441,804	
Agency for Mass Education	393,300,000		393,300,000		423,400,000		287,191,224		164,819,043		106,108,776	
Lagos State Examination Board	350,775,000		350,775,000		340,000,000		333,039,221		257,587,298		37,735,779	
Lagos State University (LASU)	16,747,788,795		17,747,788,795		18,801,523,688		15,752,505,231		12,528,280,276		995,283,534	
Lagos State University of Science and Technology	10,380,000,000		9,660,000,000		-		8,479,670,789		-		1,900,329,211	
Lagos State University of Education	7,835,904,523		7,577,661,777		-		6,120,062,116		-		1,715,902,407	
Adelunran Ogansunwa College of Education	-		-		5,366,885,026		-		3,650,496,064		-	

Lagos State Government
Financial Statements
For the year ended 31st December 2023
Schedules to the Financial Statements

Schedule of Subvention to Parastatals [Overhead]						
Ministry/Agency	Final Budget 2023	Initial Budget 2023	Final Budget 2022	Actual 2023	Actual 2022	Variance 2023
	₦	₦	₦	₦	₦	₦
Lagos State Polytechnic (LASPOTECH)	-	-	7,784,706,356	-	7,488,181,617	-
Micheal Otedola College of Primary Education	-	-	3,017,293,705	-	2,217,796,029	-
Lagos State College of Health Technology	147,415,450	147,415,450	132,060,173	43,449,932	63,290,871	103,965,518
Lagos State Scholarship Board	2,010,377,114	1,866,377,114	1,061,000,000	596,655,223	167,876,960	1,413,721,891
Lagos State College of Nursing, Midwifery and Public Health	300,122,811	300,122,811	235,000,000	211,505,519	174,339,810	88,617,292
Sub-Total	49,615,147,017	49,432,904,271	49,755,365,488	38,273,672,989	36,837,862,241	11,341,474,028
Social Protection						
Women Development Centre	50,609,627	50,609,627	60,000,000	32,599,696	49,419,986	18,009,931
Office of Disability Affairs	353,876,400	353,876,400	253,637,399	154,313,413	107,083,750	199,562,987
Sub-Total	404,486,027	404,486,027	313,637,399	186,913,109	156,503,736	217,572,918
Total	184,415,767,145	175,436,532,512	139,420,157,822	133,060,246,606	102,923,108,864	51,355,520,539

**Lagos State Government
Financial Statements
For the year ended 31st December 2023
Schedules to the Financial Statements**

Ministry/Agency	Final Budget 2023		Initial Budget 2023		Final Budget 2022		Actual 2023		Actual 2022		Variance 2023	
	N	₦	N	₦	N	₦	N	₦	N	₦	N	₦
General Public Services												
Office of Civic Engagement	8,248,407		38,456,079		60,637,500		7,144,500		16,456,650.00		1,103,907	
State Enumeration Programme	200,000,000		200,000,000		300,000,000		-		-		200,000,000	
Office of the Auditor General for Local Government	24,635,429		24,635,429		196,525,000		24,618,827		128,634,309		16,602	
Office of the State Auditor General	29,023,051		115,115,259		134,525,000		22,404,741		128,346,540		618,310	
Audit Service Commission	30,381,840		30,381,840		32,138,062		30,370,800		30,666,000		11,040	
Liaison Office	30,289,735		125,077,889		198,168,750		25,586,050		81,796,272		4,703,685	
Deputy Governor's Office	156,019,277		196,019,277		67,799,197		155,042,459		60,747,758		976,818	
Office of the Chief of Staff	146,371,712		683,642,123		1,077,966,104		139,798,588		713,882,118		6,573,124	
Office of Internal Audit	6,592,777		35,867,795		56,556,250		3,340,000		52,348,584		3,252,777	
Office of SA (E-GIS)	2,000,000,000		5,000,000,000		-		1,024,680,544		-		975,319,456	
Office of Transformation, creativity and innovation	12,683,926		12,683,926		20,000,000		9,486,019		16,500,443		3,197,907	
Parastatal Monitoring Office	26,780,256		105,213,959		42,635,000		26,658,400		20,899,974		121,856	
Office of Public Private Partnership	17,468,144		17,468,144		27,543,750		8,120,000		27,374,000		9,348,144	
House of Assembly	53,891,768,224		53,891,768,224		30,891,768,224		12,069,081,845		7,444,727,697		41,822,686,379	
Dualization of Lekki Epe Expressway from Eleko Junction	-		-		-		-		-		-	
Ministry of Economic Planning and Budget	802,987,286		802,987,286		477,750,000		776,406,503.00		406,722,000		32,580,783	
Social Intervention and Humanitarian Programme	5,000,000,000		-		-		4,850,728,207.47		-		149,271,793	
Ibile Broadband	114,480,564		114,480,564		176,000,000		110,436,620.00		37,924,922		4,043,944	
Purchase of Operational Vehicles	3,500,000,000		3,500,000,000		6,047,591,549		2,796,688,103.00		6,098,478,447		703,311,897	
Local Government Performance Challenge	40,000,000		40,000,000		380,000,000		-		-		40,000,000	
Counterpart Fund	7,500,000,000		10,000,000,000		10,621,506,417		7,407,238,986		5,616,204,246		92,761,014	
Matching Grants	51,881,976,043		51,881,976,043		42,230,878,592		51,378,381,711		32,444,128,568		503,594,332	
Risk Retention Fund	-		-		-		-		-		-	
Nearas-Scars	868,500,000		868,500,000		965,000,000		868,500,000		363,498,331		-	
Facility Management	452,459,462		1,921,261,215		2,000,000,000		243,912,436		2,000,000,000		8,547,026	
FIFA Women World Cup	-		-		-		-		-		-	
Ministry of Agriculture Augmentation	-		-		719,474,689		-		380,159,482		-	
State Infrastructure Intervention Fund	-		-		-		-		-		-	
Special Expenditure	11,868,113,711		13,688,113,711		13,000,000,000		11,706,931,250		12,128,032,619		162,082,461	
Special Road Intervention	-		-		2,280,166,783		-		2,280,166,783		-	
Completion of Ongoing LMDGP Projects	-		-		-		-		-		-	

**Lagos State Government
Financial Statements
For the year ended 31st December 2023**

Schedules to the Financial Statements

Schedule of Capital Expenditure

Ministry/Agency	Final Budget 2023		Initial Budget 2023		Final Budget 2022		Actual 2023		Actual 2022		Variance 2023	
	N	N	N	N	N	N	N	N	N	N	N	
Special Expenditure (Others)	-	-	-	-	-	-	-	-	-	-	-	-
Special Expenditure- Blue Line Rail	20,680,353,503	-	-	-	-	-	2,653,022,763	-	-	-	-	18,027,330,740
Special Expenditure- Rolling Stock (Blue Line and Red Line)	25,000,000,000	-	-	-	-	-	-	-	-	-	-	25,000,000,000
High tension power for Hospitals	-	-	-	-	-	-	-	-	-	-	-	-
Current Outstanding Liabilities	24,105,057	-	24,105,057	-	370,586,061	-	-	-	127,911,618	-	-	24,105,057
Statewide Payable Reserves	-	-	-	-	4,896,718,847	-	-	-	4,896,718,847	-	-	-
Expansion and acquisition of Properties for Hospital	-	-	-	-	-	-	-	-	-	-	-	-
Contingency Fund(Service Wide)	9,950,974,670	-	7,447,252,792	-	6,097,510,895	-	9,828,278,769	-	5,481,190,106	-	-	122,695,901
Lagos State Wealth Fund (LSWF)	951,340,393	-	2,951,340,393	-	-	-	938,051,911	-	-	-	-	13,288,482
Lagos Resilience Office	8,288,393	-	82,883,926	-	20,000,000	-	8,000,000	-	14,233,948	-	-	288,393
Stabilisation Sinking Fund	-	-	-	-	1,211,700,000	-	-	-	165,000,000	-	-	-
Lagos State Government Ward Intervention	-	-	-	-	-	-	-	-	-	-	-	-
Community Grassroot Project	365,000,000	-	3,650,000,000	-	8,500,000,000	-	361,148,837	-	8,497,220,449	-	-	3,851,163
Ministry of Establishments, Training and Pensions	459,609,301	-	459,609,301	-	215,831,517	-	104,897,010	-	11,056,495	-	-	54,802,291
Lateef Jakande Leadership Academy	131,003,370	-	561,091,500	-	-	-	130,620,953	-	-	-	-	382,417
Public Service Office	190,276,482	-	589,108,047	-	868,725,000	-	189,931,024	-	538,328,824	-	-	345,158
Civil Service Commission	39,596,800	-	150,000,000	-	150,000,000	-	39,334,106	-	13,550,000	-	-	262,604
Public Service Club	100,434,080	-	100,434,080	-	248,241,875	-	100,349,000	-	238,234,976	-	-	85,680
Public Service Staff Development Centre	434,196,308	-	434,196,308	-	1,000,000,000	-	381,157,311	-	242,579,083	-	-	53,038,997
Civil Service Pensions Office	-	-	3,721,878	-	5,868,653	-	-	-	5,607,750	-	-	-
Lagos State Pension Commission	16,168,080	-	80,801,078	-	76,853,299	-	12,952,430	-	24,671,395	-	-	3,215,650
Ministry of Finance	1,487,569,157	-	1,584,299,571	-	2,559,549,670	-	988,833,701	-	1,536,018,702	-	-	498,735,456
State Treasury Office	286,601,238	-	286,601,238	-	451,912,500	-	214,786,392	-	185,637,552	-	-	71,814,846
Lagos State Internal Revenue Service	104,192,871	-	634,196,308	-	1,000,000,000	-	103,889,748	-	712,391,090	-	-	303,123
Lagos State Debt Management Office	4,982,690	-	37,316,904	-	58,841,250	-	4,085,500	-	-	-	-	807,100
Lagos State Lotteries Board	14,960,000,000	-	14,900,000,000	-	13,682,202,814	-	10,994,280,015	-	3,608,218,120	-	-	3,965,719,985
Lagos State Public Procurement Agency	381,550,000	-	400,000,000	-	1,201,601,988	-	380,982,000	-	300,100,987	-	-	568,000
Ministry of Information and Strategy	40,928,544	-	165,866,517	-	261,528,670	-	39,097,214	-	138,316,344	-	-	1,831,330
Lagos State Printing Corporation	335,221,051	-	3,335,221,051	-	2,105,375,000	-	334,296,554	-	1,339,777,674	-	-	924,497
Lagos State Records and Archives Bureau	55,001,505	-	107,665,648	-	264,375,000	-	55,036,375	-	212,742,142	-	-	25,190
Lagos State Broadcasting Corp. (LTV 8)	87,750,000	-	87,750,000	-	19,680,000	-	13,303,841	-	19,500,000	-	-	74,446,159

**Lagos State Government
Financial Statements
For the year ended 31st December 2023**

Schedules to the Financial Statements

Schedule of Capital Expenditure

Ministry/Agency	Final Budget 2023		Initial Budget 2023		Final Budget 2022		Actual 2023		Actual 2022		Variance 2023	
	N	₦	N	₦	N	₦	N	₦	N	₦	N	₦
Lagos State Broadcasting Corp.(Eko FM & Radio Lagos)	43,875,000		43,875,000		4,533,438		20,393,980		3,850,000		23,481,020	
Lagos Traffic Radio	294,935,000		838,875,000		34,813,594		263,662,000		34,738,013		31,273,000	
Ministry of Local Government, Chiefiney Affairs and Rural Development	2,343,935,142		3,943,495,142		4,794,434,724		625,844,028		752,035,743		1,718,091,114	
Local Govt Community Intervention	-		-		1,452,750,000		-		1,426,155,479		-	
Local Govt. Service Commission	161,834,140		1,061,894,140		97,500,000		85,380,936		76,186,590		76,453,204	
Centre for Rural Development	51,114,736		139,256,364		219,579,272		51,112,514		173,729,889		2,222	
Local Government Establishment and Pensions	14,705,788		73,528,937		29,216,407		14,473,000		29,215,860		232,788	
Ministry of Innovation, Science and Technology	1,158,670,543		11,860,198,186		18,811,976,106		1,146,789,203		4,839,181,942		11,881,340	
Lagos State Residents Registration Agency (LASRRA)	895,449,763		2,805,449,763		1,270,018,058		796,084,008		980,356,852		8,756,755	
Sub-Total	219,072,584,209		201,571,683,381		184,577,265,495		124,559,331,711		106,883,179,511		94,513,252,498	
Public Order and Safety												
Ministry of Justice	1,769,388,711		2,769,388,711		3,665,812,879		1,043,136,225		1,665,107,015		726,252,486	
Lagos State Domestic and Sexual Agency	6,341,963		63,419,639		100,000,000		6,343,000		73,303,282		28,963	
Office of Administrator General and Public Trustee					36,000,000				5,000,000			
Lagos State Independent Electoral Commission	70,088,943		199,269,381		399,696,736		69,599,765		180,004,939		489,178	
Office of Public Defender	54,439,374		54,439,374		7,000,000		53,954,206		7,000,000		485,168	
Law Reform Commission	3,643,602		13,936,014		21,974,292		3,360,000		21,113,700		283,602	
Lagos State High Courts	6,372,382,025		8,372,382,025		6,146,430,317		4,273,668,806		4,525,527,280		2,098,713,219	
Judicial Service Commission	32,643,296		154,625,309		126,806,906		32,475,098		124,027,150		168,198	
Multi-Door Court House	4,066,056		20,339,979		32,056,760		2,852,300		19,894,435		1,213,756	
Ministry of Special Duties & Inter-Governmental Relations	622,426,064		622,426,064		16,937,792,276		150,200,257		10,331,305,972		472,226,707	
Procurement of Fire Equipment/Trucks (PSP)	8,012,000,000		8,012,000,000		-		8,012,000,000		-		0	
Procurement of Specialised Equipment (LASEMA)	-		12,000,000,000		-		-		-		-	
Procurement of Heavy Duty Equipment	314,069,653		314,069,653		-		(0)		-		314,069,653	
Lagos State Fire and Rescue Services	899,281,762		2,499,281,762		2,034,295,994		667,372,685		599,373,213		231,909,677	
Lagos State Emergency Management Authority (LASEMA)	417,170,700		299,170,700		2,764,235,105		142,195,454		182,467,434		274,975,246	
Maintenance of Security Command and Control Centre (LRU)	2,160,000,000		2,160,000,000		-		2,117,825,581		-		42,174,419	

Lagos State Government
Financial Statements
For the year ended 31st December 2023
Schedules to the Financial Statements

Ministry/Agency	Final Budget 2023		Initial Budget 2023		Final Budget 2022		Actual 2023		Actual 2022		Variance 2023	
	N		N		N		N		N		N	
Lagos State Safety Commission	115,094,530		466,814,804		235,190,216		115,094,450		107,215,516		90,080	
Neighbourhood Safety Agency	1,200,000,000		2,000,000,000		4,840,618,762		323,052,981		416,275,229		876,947,919	
Security/Emergency Intervention	5,200,000,000		3,700,000,000		1,280,507,266		5,180,693,385		1,252,940,000		19,306,615	
Sub-Total	27,253,037,579		43,031,547,606		38,628,417,509		22,193,703,593		19,420,554,265		5,059,333,986	
Economic Affairs												
Ministry of Agriculture	27,267,119,446		38,565,731,511		20,869,936,370		27,259,574,638		15,322,528,732		7,544,808	
Rice Mill	-		-		-		-		-		-	
Lagos State Coconut Development Authority	19,363,340		187,063,393		-		15,026,473		-		4,336,868	
Lagos State Agric Development Authority	93,531,697		93,531,697		-		-		-		93,531,697	
Lagos State Agric Input Supply Authority	93,531,697		93,531,697		-		-		-		93,531,697	
Lagos State Agri Land Holding Authority	84,961,106		257,212,166		-		65,822,100		-		19,199,006	
Ministry of Commerce, Cooperatives, Trade and Investment	316,726,821		681,107,275		1,853,969,160		316,538,622		113,235,762		188,199	
Lekki Free Zone	194,673,120		494,673,120		-		-		-		194,673,120	
Lagos State Cooperative College	20,546,870		124,582,816		201,960,835		18,204,571		86,078,523		2,252,299	
Lagos State Consumer Protection Agency	11,777,371		117,773,710		28,025,565		648,000		8,734,000		11,129,371	
Central Business District	45,258,045		82,226,572		217,293,873		39,885,914		59,426,465		5,372,131	
Office of Sustainable Development Goals	61,250,000		612,500,000		200,000,000		32,311,006		11,722,812		28,938,994	
Ministry of Wealth Creation and Employment	1,472,753,670		3,972,753,670		-		1,107,824,840		-		364,928,831	
Employment Trust Fund	1,193,750,000		2,193,750,000		2,500,000,000		1,192,500,000		1,500,000,000		1,250,000	
Ministry of Energy and Mineral Resources	1,108,225,041		3,608,225,041		5,112,646,211		877,628,892		2,932,531,263		430,596,149	
Lagos Oil and Gas (LOGAS)	1,074,123,965		5,071,123,965		12,166,476,142		1,070,435,895		9,450,207,943		688,070	
Lagos State Electricity Board	681,185,667		13,804,479,657		9,933,478,164		680,222,053		9,679,597,310		963,614	
Ministry of Tourism, Arts and Culture	13,447,054		1,813,447,054		1,598,002,137		13,401,535		1,510,621,357		45,519	
Council For Arts and Culture	35,100,000		35,100,000		40,000,000		30,482,052		26,986,669		4,617,948	
Lagos State Film & Video Censors' Board	6,574,500		30,712,500		12,002,164		995,000		7,165,000		5,579,500	
Ministry of Transportation	3,407,546,688		5,244,940,079		8,367,919,823		3,168,816,588		4,261,304,314		238,730,100	
Lagos State Parking Authority	1,884,161,612		2,769,526,536		5,440,611,036		1,882,274,906		1,196,700,710		1,886,706	
Lagos State Drivers Institute	25,282,589		145,578,287		466,067,500		21,254,900		61,482,625		4,027,689	
Lagos State Traffic Management Agency	614,250,000		614,250,000		816,408,954		447,280,937		627,607,713		166,960,063	
Motor Vehicle Administration Agency	39,249,367		201,035,627		316,992,743		26,683,115		159,286,072		12,566,272	

**Lagos State Government
Financial Statements
For the year ended 31st December 2023
Schedules to the Financial Statements**

Schedule of Capital Expenditure

Ministry/Agency	Final Budget 2023	Initial Budget 2023		Final Budget 2022	Actual 2023		Actual 2022	Variance 2023
	₦	N	N	N	N	N	N	N
Lagos State Metropolitan Area Transport Authority	115,694,103,395	118,694,103,395		218,360,018,071	110,958,658,621		185,995,105,419	4,735,444,774
Lagos State Number Plate & Production Authority	1,325,491,230	325,291,230		355,291,230	1,077,803,676		163,069,251	247,487,554
Lagos Bus Services Limited	304,158,724	616,854,312		972,607,858	301,080,700		604,467,355	3,075,024
Lagos State Waterways Authority	409,013,691	4,991,132,772		3,360,367,677	406,890,446		1,391,491,208	3,123,245
Lagos State Ferry Services	142,693,082	861,944,092		1,359,112,442	141,879,111		595,806,237	813,971
Office of Works	2,206,899,691	3,206,899,691		6,317,136,924	4,516,499,909		2,657,268,152	690,399,782
Office of Infrastructure	228,895,878,782	113,770,241,059		168,673,891,822	203,073,612,006		150,803,025,545	25,822,266,776
Project Stabilisation Fund	-	-		-	-		-	-
State Infrastructure Intervention Fund	-	-		-	-		-	-
Lagos State Infrastructural Maintenance & Regulatory Agency	423,874,000	550,000,001		492,722,712	129,977,534		60,852,051	293,866,466
Lagos State Infrastructure Management Agency	2,995,648,548	7,213,351,422		8,022,206,556	2,962,390,903		7,620,454,033	3,257,645
Lagos State Public Works Corporation	12,630,996,855	12,630,996,855		8,070,105,862	9,271,478,807		2,335,900,289	3,359,518,048
Ministry of Waterfront Infrastructure Development	11,429,544,571	5,727,556,114		29,271,749,307	8,030,147,011		12,108,465,269	3,399,397,560
Sub-Total	416,189,489,235	349,403,160,316		515,066,101,138	376,138,320,758		411,141,056,071	40,051,168,476
Environment								
Ministry of the Environment	157,799,924	1,460,021,713		8,895,561,994	128,528,165		6,741,141,166	29,271,759
Office of Drainage Services & Water Resources	39,700,007,160	39,700,007,160		44,465,738,502	21,076,541,799		21,151,591,507	18,623,465,361
Lagos State Environmental Protection Agency (LASEPA)	219,733,149	468,385,990		738,550,485	219,677,456		793,494,878	55,693
Lagos State Environmental & Special Offences Unit	64,016,325	175,500,000		-	61,218,625		-	2,797,700
Lagos State Environmental Sanitation Corps	20,925,000	87,750,000		-	20,924,790		-	300
Lagos State Water Corporation	1,592,285,330	1,592,285,330		2,510,713,657	1,546,105,968		1,988,912,988	46,179,362
Lagos State Wastewater Management Office	24,056,248	240,562,476		-	12,347,665		-	11,798,583
Lagos State Waste Management Authority (LAWMA)	534,014,552	4,979,407,500		5,000,000,000	533,786,689		1,465,021,793	227,863
Lagos State Signage and Advertisement Agency (LASAA)	182,712,561	982,712,561		227,000,000	182,349,286		66,203,427	363,275
Lagos State Parks & Garden Agency	325,268,061	659,779,761		1,040,339,960	268,959,843		593,374,000	56,308,218
Lagos State Water Regulatory Commission	56,586,639	118,085,794		186,197,542	49,753,400		116,587,722	6,833,219
Sub-Total	42,877,404,949	50,455,498,285		63,064,102,140	24,100,193,596		32,736,327,481	18,777,211,353

**Lagos State Government
Financial Statements
For the year ended 31st December 2023
Schedules to the Financial Statements**

Ministry/Agency	Final Budget 2023		Initial Budget 2023		Final Budget 2022		Actual 2023		Actual 2022		Variance 2023	
	N	N	N	N	N	N	N	N	N	N	N	N
Housing And Community Amenities												
Ministry of Housing	13,628,666,333		21,559,038,882		34,507,188,262		8,249,511,312		7,156,326,137		5,379,149,021	
Lagos State Real Estate Transaction Agency	10,130,357,6		1,601,303,576		4,578,854,315		31,553,551		269,348,353		69,750,025	
Lagos State Mortgage Board	9,512,945		95,129,446		159,000,000		9,200,925		24,122,500		312,020	
Lands Bureau	4,690,798,569		9,479,939,833		15,622,230,231		3,650,500,539		3,997,002,310		1,040,298,030	
Lagos State Valuation Office	41,578,000		326,500,000		631,078,178		28,071,590		83,834,688		13,506,500	
Office of Surveyor- General	231,421,800		626,500,000		406,400,204		216,056,430		307,946,015		15,365,370	
Ministry of Physical Planning and Urban Development	3,295,288,142		3,595,288,142		4,970,728,951		2,095,459,058		2,743,117,016		1,199,829,074	
Lagos State Physical Planning Permit Authority	84,637,312		309,736,421		488,392,028		59,626,300		216,040,400		25,011,012	
Lagos State Building Control Agency	290,350,386		877,500,000		773,875,000		198,255,983		343,754,409		92,100,403	
Material Testing Laboratory Services	26,325,000		263,250,000		395,856,100		24,171,019		335,239,398		2,153,981	
New Towns Development Authority	4,073,845,959		4,500,000,000		3,500,000,000		2,948,741,280		2,102,328,928		1,125,104,679	
Lagos State Planning & Environmental Monitoring Authority	8,775,000		87,750,000		14,923,645		-		14,626,500		8,775,000	
Lagos State Urban Renewal Authority (LASURA)	2,706,179,748		9,206,179,748		15,150,921,538		957,613,285		10,807,951,757		1,748,556,493	
Sub-Total	29,188,682,770		52,528,116,048		78,250,448,452		18,468,761,192		28,389,638,409		10,719,921,578	
Health												
Ministry of Health	20,158,533,973		33,251,394,797		32,746,481,826		15,194,304,491		9,832,626,176		4,964,229,482	
Expansion and acquisition of Properties for Hospital												
Lagos State Blood Transfusion Service	17,667,800		101,150,000		150,000,000		17,311,560		102,594,900		356,240	
Lagos State Health Monitoring and Accreditation Agency	20,938,500		153,900,000		119,578,099		9,985,000		72,038,930		10,953,500	
Lagos State Health Management Agency	26,017,340		197,044,696		318,876,160		23,104,300		25,000,000		2,913,040	
Lagos State University College of Medicine	74,928,140		747,900,000		962,099,111		66,339,950		268,621,269		8,588,100	
Lagos State University Teaching Hospital	952,557,522		2,297,000,000		1,332,156,316		640,301,507		741,233,101		312,256,015	
Lagos State Board of Traditional Medicine	41,082,400		142,750,000		39,799,780		33,574,000		38,672,102		7,508,400	
Lagos State Primary Health Care Board	361,584,069		2,008,500,000		2,781,480,799		300,764,687		1,390,204,492		819,382	
Lagos State AIDS Control Agency	14,545,816		145,458,149		377,965,645		-		113,449,480		14,545,816	
Lagos State Accident & Emergency Centre	9,500,000		50,000,000		49,183,488		9,500,000		42,610,094		-	
Sub-Total	21,677,355,560		39,095,097,642		38,877,621,224		16,355,185,494		12,627,110,545		5,322,170,066	

**Lagos State Government
Financial Statements
For the year ended 31st December 2023
Schedules to the Financial Statements**

Ministry/Agency	Final Budget 2023		Initial Budget 2023		Final Budget 2022		Actual 2023		Actual 2022		Variance 2023	
	N	N	N	N	N	N	N	N	N	N	N	N
Schedule of Capital Expenditure												
Recreation, Culture and Religion												
Ministry Of Home Affairs	408,626,099	1,228,011,050	1,700,753,506				391,476,590					17,149,509
Lagos State Sports Commission	3,436,881,085	6,181,914,381	9,747,621,571				3,007,857,460					429,023,625
Lagos State Sports Trust Fund	1,540,000,000	1,450,000,000	1,450,000,000				-					1,540,000,000
Sub-Total	5,385,507,184	8,950,526,031	12,898,375,107				3,399,334,050					1,986,173,134
Education												
Ministry of Basic and Secondary Education	3,444,437,803	7,744,437,803	15,115,907,992				3,412,842,378					31,595,425
Office of Education Quality Assurance	33,322,749	268,801,666	435,000,000				7,158,425					26,164,324
Special Committee on Rehabilitation of Public Schools												
SCRPS	7,594,924,595	8,564,924,595	9,375,869,050				6,880,900,271					684,024,324
Lagos State Technical and Vocational Board	555,487,409	3,555,487,409	1,493,664,564				551,873,132					3,614,277
Teaching Service Commission	122,535,000	122,535,000	176,544,267				34,625,943					87,909,057
Ministry of Tertiary Education	3,124,680,543	7,634,000,000	10,892,312,087				726,386,931					2,398,293,612
Education Trust Fund	1,985,000,000	2,985,000,000	5,730,197,680				374,810,535					1,610,189,465
Education District 1	11,966,913	59,850,000	10,000,000				9,571,570					2,395,343
Education District 2	16,264,600	72,675,000	10,000,000				16,256,000					8,600
Education District 3	30,820,857	85,500,000	10,000,000				19,504,142					11,316,715
Education District 4	14,534,400	63,270,000	10,000,000				2,475,500					12,158,900
Education District 5	27,745,960	89,775,000	10,000,000				12,238,700					15,507,200
Education District 6	13,680,000	68,400,000	10,000,000				10,942,753					4,772,000
State Universal Basic Education Board	102,415,656	763,032,854	1,265,396,890				64,583,781					2,737,247
Lagos State Library Board	111,051,104	213,750,000	149,719,585				111,051,194					37,831,875
Agency for Mass Education	23,883,314	216,567,143	253,294,904				13,300,500					10,582,814
Lagos State Examination Board	80,100,000	80,100,000	124,585,748				20,791,100					59,308,900
Lagos State University (LASU)	2,154,299,195	13,154,209,105	13,195,903,917				200,000,000					1,954,209,105
Lagos State University of Education	16,246,619	162,466,191					-					-
Adeniran Ogunsanya College of Education	-	-	162,317,988				-					-
Lagos State Polytechnic (LASFOTECH)	-	-					-					-
Michael Oredola College of Primary Education	-	-	100,600,000				-					-
Lagos State College of Health Technology	15,434,695	1,015,434,695	1,643,271,410				14,879,011					555,685

Lagos State Government
Financial Statements
For the year ended 31st December 2023
Schedules to the Financial Statements

Ministry/Agency	Final Budget 2023		Initial Budget 2023		Final Budget 2022		Actual 2023		Actual 2022		Variance 2023	
	₦	N	₦	N	₦	N	₦	N	₦	N	₦	N
Lagos State College of Nursing, Midwifery and Public Health	274,343,390		454,330,000		633,492,592		259,193,897		129,790,853		15,147,493	
Lagos State Scholarship Board	27,000,000		27,000,000		47,500,000		4,580,000		3,496,685		22,420,000	
Sub-Total	19,750,182,802		47,401,446,461		60,855,678,704		12,747,965,764		34,212,511,553		6,985,970,419	
Social Protection												
Ministry of Women Affairs and Poverty Alleviation	249,904,083		1,249,904,083		2,169,523,959		121,219,471		610,608,909		128,684,612	
Office of Youth and Social Development	406,297,116		785,412,146		1,238,436,959		274,233,348		396,045,810		132,063,798	
Office of Disability Affairs	166,175,000		266,175,000		292,590,000		8,812,200		19,489,800		157,362,800	
Sub-Total	822,376,229		2,301,491,229		3,700,460,918		404,265,018		925,844,520		418,111,211	
Total	782,216,620,517		795,338,506,999		995,918,470,657		598,367,061,177		651,897,685,538		183,833,312,720	

**Lagos State Government
Financial Statements
For the year ended 31st December 2023**

Schedule to the Financial Statements

Schedule of Property, Plant and Equipment

	Land	Building	Leased Assets	Furniture & Fittings	Motor Vehicles	Plant and Machinery	Medical & Laboratory Equipment	Library Books	Computer & Office Equipment	Computer Software	Contracted Assets	Parks and Garden	Specialized Equipment	Capital Works in Progress	Transport Interchange in Terminals	Buses	Total
Cost	N' 000	N' 000	N' 000	N' 000	N' 000	N' 000	N' 000	N' 000	N' 000	N' 000	N' 000	N' 000	N' 000	N' 000	N' 000	N' 000	N' 000
At 1st January 2023	366,986,002	283,374,008	33,384,879	89,042,288	26,776,420	8,017,239	6,132,261	83,002	9,593,533	2,383,808	2,088,096,085	64,277,383	13,102,548	894,340,660	31,099,840	5,113,354	3,816,294,020
Newly Recognised Assets	-	-	-	-	-	-	-	-	-	-	-	-	-	-	-	-	-
Additions	179,294	5,179,952	4,208,697	1,697,428	6,295,434	8,402,258	37,689	4,990	1,716,843	1,797,734	-	-	686,777	263,811,205	-	-	265,254,398
Deposits	-	-	-	-	-	-	-	-	-	-	-	-	-	-	-	-	-
Transfers/Adjustment	-	-	-	-	-	-	-	-	-	-	14,992,744	-	-	-	-	-	-
Reclassification of Asset	-	-	-	-	-	-	-	-	-	-	-	-	-	-	-	-	-
At 31st December 2023	367,165,296	288,553,960	37,593,576	90,739,716	32,471,854	9,757,517	6,408,830	87,002	11,310,376	4,181,542	2,103,088,827	64,327,183	14,089,326	1,075,151,865	31,099,840	52,121,254	4,104,519,318
At 1st January 2023	-	97,275,443	65,144,893	3,407,800	15,091,294	1,599,482	1,110,262	15,265	6,696,421	1,328,581	598,006,619	31,293,296	1,894,345	-	6,138,277	15,630,276	791,774,360
Charge for the year:																	
Depreciation	-	5,772,023	4,419,172	1,732,038	8,116,089	4,876,876	316,442	4,154	2,616,146	1,145,186	102,649,323	6,111,730	794,426	-	3,791,894	5,214,185	146,443,016
Impairment	-	-	-	-	-	-	-	-	-	-	-	-	-	-	-	-	-
Deposits	-	-	-	-	-	-	-	-	-	-	-	-	-	-	-	-	-
Transfers/Adjustment	-	-	-	-	-	-	-	-	-	-	-	-	-	-	-	-	-
At 31st December 2023	-	103,047,466	69,564,065	4,041,382	23,107,383	2,076,327	1,429,705	20,639	9,310,280	2,473,701	700,357,296	37,405,023	2,688,771	-	12,346,383	20,816,091	917,771,376

Net Book Values

At 1st January 2023	366,986,002	284,649,270	17,269,887	6,174,422	11,133,647	7,246,268	1,111,079	65,807	9,607,703	1,162,226	5,419,096,874	37,224,447	13,808,004	894,340,660	22,981,564	36,184,878	3,914,029,779
At 31st December 2023	367,165,296	284,281,494	19,419,544	7,007,474	9,209,979	2,076,189	4,788,105	66,443	14,001,193	3,017,576	1,369,433,505	45,099,318	11,482,245	1,075,151,865	19,286,580	31,327,752	3,199,866,448

Lagos State Government
Financial Statements
For the year ended 31st December 2023

Schedules to the Financial Statements

SCHEDULE OF QUOTED INVESTMENTS

Shares	Opening Holding @ Jan 01, 2023			Closing Holding @ 31st December, 2023			Acquisition/ (Disposal) Adjustment	Adjustment/ Bonus	Portfolio Value as at 31/12/2023
	Holdings (Units)	Cost N	Mkt. Price	Mkt. Value	Holdings (Units)	Cost N			
Banking									
Polaris Bank	674,065,026	4,877,474,564	-	-	4,877,474,564	-	-	-	N
Construction									
Julius Berger Nig. Plc.	88,000,000	72,921,072	24.50	2,156,000,000	-	72,921,072	43.00	3,784,000,000	N
Insurance									
Lusaco Assurance Plc.	506,949,191	1,444,203,572	0.87	441,045,796	-	1,444,203,572	1.00	963,203,463	N
Total		6,394,599,208		2,597,045,796		6,394,599,208		4,747,203,463	

Lagos State Government
Financial Statements
For the year ended 31st December 2023
Schedules to the Financial Statements

SCHEDULE OF UNQUOTED INVESTMENTS

S/N	Companies	Opening Holdings		Bonus/(Diminution) Acquisition/(Disposal)		Closing Holdings	
		Units	N	Units	N	Units	N
1	Lagos Building Inv. Coy. Limited [LBIC]*	2,550,675,000	2,550,675,000	774,325,000	774,325,000	-	3,325,000,000
2	Cappa & D'Alberto Plc**	45,666,917	20,073,264	28,559,945	-	-	74,226,862
3	United Nigerian Textiles Plc.***	34,551,561	41,461,874	(11,062,610)	-	-	23,488,951
4	Volkswagen of Nig Ltd	3,040,000	401,800	-	-	-	3,040,000
5	Niger Delta Power Holding Company Ltd	17,513,343	17,513,343	-	-	-	17,513,343
6	Lagos Hot Company Limited	250,000	250,000	-	-	-	250,000
7	Eko Hotels Limited	125,000,000	250,000,000	-	-	-	125,000,000
8	Odu'a Investment Company Limited	115,000,000	4,000,000,000	-	-	-	115,000,000
	Sub-Total		6,880,375,281	791,822,335	774,325,000	-	7,654,700,281

Foreign Currency Investment [S]

S/N	Companies	Opening Holdings		Additions		Withdrawal		Closing Holdings	
		US \$	N	Units	US \$	Units	US \$	US \$	N
1	Nigeria Sovereign Investment Authority	14,164,075	6,353,295,752	-	374,385	-	-	14,538,460	13,075,789,056
2	El-Sowedy Electric Co. [684,322.04]	684,322	306,952,651	-	-	-	-	684,322	615,474,453
3	Lekki Free Zone Development Co. [Class C]	48,381,618	21,701,574,812	-	-	-	-	48,381,618	43,514,088,675
4	Lekki Free Zone Development Co. [Class B]	67,000,000	30,052,850,000	-	-	-	-	67,000,000	60,250,331,000
5	Lekki Port LPTZ Enterprise Limited[708m Units]*****	7,080,000	3,175,734,000	72,000,000	720,000	-	-	7,800,000	7,015,265,400
	Sub-Total	137,310,015	61,590,407,215	72,000,000	1,094,385	-	-	138,404,400	124,479,948,583
	Total Unquoted Investments		68,470,782,496						132,134,648,864

Currency Translation Rates to Naira	31-Dec-22	31-Dec-23
US\$	448.55	899.393

Notes *During the year, LASG shares in LBIC increased from 2,550,675,000 to 3,325,000,000.

** Cappa& D'Alberto issued its outstanding shares in proportion to existing shareholders' holdings. As a result, additional 28,559,945 units were issued to LASG.

***There was a capital reduction in UNTL.

Lagos State Government
Financial Statements
For the year ended 31st December 2023

Schedule of Commercial Loans as at December 31, 2023

1	2	3	4		5	6	7	8	9		10	11
			START	TENOR					TOTAL PYMTS [JAN - DECEMBER 2023]	OUTSTANDING BAL		
SN	BANK	PURPOSE	END	END	LOAN STATUS	PRINCIPAL SUM	OUTSTANDING BAL	PRINCIPAL	INTEREST	OUTSTANDING BAL		
1	Access Bank	Development of Infrastructural Facility	Jan-20	Jun-24	Restructured Loan	14,171,257,707	6,289,598,721.48	4,193,060,149.66	95,120,430.19	2,096,994,674.83		
2	Polaris Bank	Development of Infrastructural Facility	Jan-20	Jun-24	Restructured Loan	20,000,000,000	5,094,039,161.94	3,396,026,108.05	588,815,102.06	1,698,013,053.80		
3	United Bank for Africa	To finance various infrastructural projects in the State	Dec-19	May-24	Restructured Loan	5,000,000,000	4,518,358,703.20	1,012,172,468.84	200,507,206.45	506,086,244.36		
4	Providus Bank	To finance various infrastructural projects in the State	Mar-18	Mar-22	Restructured Loan	2,000,000,000	562,499,990.95	250,000,000.00	56,178,682.54	312,499,999.95		
5	Ecobank	To finance various infrastructural projects in the State	Dec-19	Jan-24	Restructured Loan	3,000,000,000	656,245,121.08	437,406,747.36	86,771,857.07	218,748,373.72		
6	Fidelity Bank	To finance various infrastructural projects in the State	Jan-20	Jan-24	Restructured Loan	5,000,000,000	1,068,121,693.08	712,081,128.72	120,127,100.97	356,040,564.36		
7	Guaranty Trust Bank	To finance various infrastructural projects in the State	Dec-19	Nov-24	Restructured Loan	16,000,000,000	5,670,138,784.48	2,835,099,391.08	800,363,399.34	2,835,099,391.10		
8	Sterling Bank	To finance various infrastructural projects in the State	Dec-19	Nov-24	Restructured Loan	7,500,000,000	4,111,668,072.87	2,627,012,587.82	588,030,863.66	1,484,155,445.05		
9	United Bank for Africa	To finance various infrastructural projects in the State	Dec-19	Nov-24	Restructured Loan	21,500,000,000	12,066,949,490.99	6,048,474,745.49	1,736,492,241.69	6,048,474,745.50		
10	Wema Bank	To finance various infrastructural projects in the State	Dec-19	Nov-24	Restructured Loan	3,500,000,000	2,221,986,931.45	987,549,746.72	314,457,653.61	1,234,437,483.43		
11	Zenith Bank	To finance various infrastructural projects in the State	Dec-19	Nov-24	Restructured Loan	11,500,000,000	6,701,867,230.45	3,389,983,616.20	966,950,912.40	3,389,983,616.25		
12	First Bank	To finance various infrastructural projects in the State	Dec-19	Jun-24	Restructured Loan	9,090,277,778	4,545,138,889.05	2,020,061,728.52	669,968,691.85	2,525,077,160.53		
13	Guaranty Trust Bank	To finance various infrastructural projects in the State	Jan-20	Jun-24	Restructured Loan	20,312,499,990.95	9,334,261,278.97	6,222,840,852.64	1,213,837,566.47	3,111,420,426.33		
14	Stanbic IBTC	To finance various infrastructural projects in the State	Feb-20	Jun-24	Restructured Loan	8,200,837,630.61	3,659,945,396.43	2,439,043,578.28	486,319,584.97	1,219,971,788.15		
15	Zenith Bank	To finance various infrastructural projects in the State	Jan-20	Jun-24	Restructured Loan	22,083,333,333.30	10,168,607,915.95	6,779,071,913.96	1,345,367,188.89	3,386,535,971.99		
16	First Bank	To finance various infrastructural projects in the State	Feb-20	Dec-24	Term Loan	15,000,000,000.00	7,400,000,000.00	3,750,000,000.00	1,077,328,707.12	3,750,000,000.00		

Lagos State Government
Financial Statements
For the year ended 31st December 2023

Schedule of Commercial Loans as at December 31, 2023

1	2	3	4	5	6	7	8	9		10	11
								TENOR	LOAN STATUS		
SN	BANK	PURPOSE	START	END	LOAN STATUS	PRINCIPAL SUM	OUTSTANDING BAL DEC. 31, 2022	TOTAL PYMTS (JAN-DECEMBER 2023)	OUTSTANDING BAL DEC. 31, 2023		
17	Polaris Bank	To finance various infrastructural projects in the State	Feb-20	Jan-24	Term Loan	10,000,000,000.00	5,471,857,923.48	2,735,928,961.74	688,667,050.30	2,735,928,961.74	
18	Access Bank	To finance various infrastructural projects in the State	Feb-20	Dec-24	Term Loan	5,000,000,000.00	2,740,886,619.48	1,370,443,309.74	449,798,082.79	1,370,443,309.74	
19	Zenith Bank 80 Agric Loan	To finance various infrastructural projects in the State	Apr-20	Apr-25	Term Loan	8,000,000,000.00	4,066,066,666.60	2,000,000,000.00	337,397,860.37	2,666,666,666.56	
20	Eco Bank	To finance various infrastructural projects in the State	Sep-20	Sep-25	Term Loan	4,000,000,000.00	3,086,826,431.61	1,422,409,611.48	471,658,041.43	1,901,216,820.43	
21	Union Bank	To finance various infrastructural projects in the State	Sep-20	Sep-25	Term Loan	10,000,000,000.00	6,875,000,000.00	2,500,000,000.00	710,342,465.75	4,375,000,000.00	
22	First Bank	To finance various infrastructural projects in the State	Dec-20	Dec-25	Term Loan	11,000,000,000.00	8,250,000,000.00	2,750,000,000.00	1,278,409,589.04	5,500,000,000.00	
23	Stambic IBTC	To finance various infrastructural projects in the State	Dec-20	Dec-25	Term Loan	11,000,000,000.00	8,250,000,000.00	2,750,000,000.00	1,205,046,232.87	5,500,000,000.00	
24	Stambic IBTC	For early redemption of 46.3b and 6.9b Bond in the LASG programme 3-series 2 Tranche I & II	Feb-21	Jan-25	Bridge Loan	15,000,000,000.00	15,000,000,000.00	15,000,000,000.00	2,453,013,698.63	-	
25	FCMB	To finance various infrastructural projects in the State	Apr-21	Mar-26	Term Loan	5,000,000,000.00	4,062,500,000.00	1,250,000,000.00	502,945,205.48	2,812,500,000.00	
26	Ecobank	To finance various infrastructural projects in the State	Apr-21	Mar-26	Term Loan	5,000,000,000.00	4,062,500,000.00	1,250,000,000.00	633,339,041.10	2,812,500,000.00	
27	First Bank	To finance various infrastructural projects in the State	Apr-21	Mar-26	Term Loan	10,000,000,000.00	8,125,000,000.00	2,500,000,000.00	1,272,842,465.75	5,405,000,000.00	
28	United Bank for Africa	To finance various infrastructural projects in the State	Apr-21	Mar-26	Term Loan	5,000,000,000.00	4,062,500,000.00	1,250,000,000.00	636,970,205.48	2,812,500,000.00	
29	Polaris Bank	To finance various infrastructural projects in the State	Sep-21	Sep-26	Term Loan	5,239,000,000.00	4,911,502,600.00	1,399,750,000.00	632,866,609.59	3,601,812,500.00	
30	Ecobank	To finance various infrastructural projects in the State	Sep-21	Sep-26	Term Loan	5,000,000,000.00	4,687,500,000.00	1,250,000,000.00	717,157,531.24	3,437,500,000.00	
31	Zenith Bank	To finance various infrastructural projects in the State	Oct-21	Oct-26	Term Loan	10,000,000,000.00	7,272,727,272.73	3,636,363,636.36	1,044,408,168.24	3,636,363,636.37	
32	Polaris Bank	To finance various infrastructural projects in the State	Nov-21	Nov-26	Term Loan	2,500,000,000.00	2,343,750,000.00	625,000,000.00	333,575,312.47	1,718,750,000.00	

Lagos State Government
Financial Statements
For the year ended 31st December 2023

Schedule of Commercial Loans as at December 31, 2023

1	2	3	4	5		6	7	8	9	10		11
				START	END					TOTAL PYMTS (JAN - DECEMBER 2023)	INTEREST	
SN	BANK	PURPOSE		TENOR	LOAN STATUS	PRINCIPAL SUM	OUTSTANDING BAL DEC. 31, 2022	PRINCIPAL	INTEREST	OUTSTANDING BAL DEC. 31, 2023		
33	Ecobank	To finance various infrastructural projects in the State	Dec-24	Dec-26	Term Loan	2,500,000,000.00	2,500,000,000.00	625,000,000.00	401,314,210.83	1,875,000,000.00		
34	FGN Bridging Loan	To finance various infrastructural projects in the State	Dec-24	Dec-51	Term Loan	18,245,336,104	18,245,336,104	5,294,117,647.08	-	18,245,336,103.86		
35	Access Bank	To finance various infrastructural projects in the State	Mar-22		Term Loan	15,000,000,000.00	11,029,411,764.69		1,733,279,613.21	5,735,294,417.61		
36	Access Bank	To finance various infrastructural projects in the State	Apr-22		Term Loan	4,000,000,000.00	3,484,848,484.87	1,679,727,272.68	547,646,326.38	1,812,121,212.19		
37	Zenith Bank	To finance various infrastructural projects in the State	Jun-22		Term Loan	10,000,000,000.00	9,040,426,708.35	2,582,979,059.52	1,429,391,911.78	6,457,447,648.83		
38	FCMB	To finance various infrastructural projects in the State	May-22		Term Loan	10,000,000,000.00	10,000,000,000.00	1,875,000,000.00	1,333,835,616.43	8,125,000,000.00		
39	United Bank for Africa	To finance various infrastructural projects in the State	Mar-22		Term Loan	20,000,000,000.00	20,000,000,000.00	2,705,237,289.64	5,530,890,219.66	17,294,712,710.36		
40	United Bank for Africa	To finance various infrastructural projects in the State	Jun-22		Term Loan	15,000,000,000.00	15,000,000,000.00	1,875,000,000.00	2,640,657,534.45	13,125,000,000.00		
41	Globus Bank	To finance various infrastructural projects in the State	Jun-22	May-27	Term Loan	6,000,000,000.00	4,090,000,000.00	125,336,944.04	213,951,172.71	874,663,055.96		
42	Guaranty Trust Bank	To finance various infrastructural projects in the State	Jul-22		Term Loan	20,000,000,000.00	20,000,000,000.00	2,500,000,000.00	3,433,767,122.54	17,500,000,000.00		
43	Stanbic IBTC	To finance various infrastructural projects in the State	Aug-22		Term Loan	5,000,000,000.00	4,175,000,000.00	1,250,000,000.00	652,457,191.78	3,125,000,000.00		
44	Zenith Bank	To finance various infrastructural projects in the State	Aug-22		Term Loan	20,000,000,000.00	20,000,000,000.00	1,250,000,000.00	3,526,666,666.67	18,750,000,000.00		
45	Stanbic IBTC	To finance various infrastructural projects in the State	Dec-22		Term Loan	5,000,000,000.00	5,000,000,000.00		832,876,712.33	5,000,000,000.00		
46	Central Bank (Differentiated Cash Reserve Requirement) Facility	To finance Redline Rail Infrastructure			DCRR	93,000,000,000.00	97,785,348,408.00	12,754,610,569.75	9,037,835,286.25	85,030,737,798.25		
47	Central Bank (Differentiated Cash Reserve Requirement) Facility	To finance Blueline Rail Infrastructure			DCRR	66,000,000,000.00	67,893,456,368.93	6,161,428,007.79	5,860,367,094.23	61,732,017,364.44		
	[REBALANCE EXISTING LOANS 31/12/2023]							480,401,911,633.38	131,033,286,202.19	61,721,849,359.94	349,368,625,431.19	

Lagos State Government
Financial Statements
For the year ended 31st December 2023

Schedule of Commercial Loans as at December 31, 2023

1 SN	2 BANK	3 PURPOSE	4 START	5 TENOR END	6 LOAN STATUS	7 PRINCIPAL SUM	8 OUTSTANDING BAL. DEC. 31, 2022	9 TOTAL PYMTS [JAN- DECEMBER 2023]		11 OUTSTANDING BAL. DEC. 31, 2023
								PRINCIPAL	INTEREST	
[H] LOANS DRAWN IN YEAR 2023										
48	Central Bank (Differentiated Cash Reserve Requirement) Facility	To finance Blueline Rail Infrastructure	Mar-23		DCRR	43,000,000,000	-	4,497,747,136.41	2,779,315,747.70	38,802,252,803.59
49	Access Bank	To finance various infrastructural projects in the State			Term Loan	10,000,000,000	-	-	1,263,287,671.34	10,000,000,000.00
50	Central Bank (Differentiated Cash Reserve Requirement) Facility	To finance Blueline Rail Infrastructure				19,188,644,761	-	919,675,979.08	1,267,986,807.60	18,268,968,788.67
51	Zenith Bank	To finance various infrastructural projects in the State	14-Dec-23	14-Dec-28	Term Loan	50,000,000,000	-	-	-	50,000,000,000.00
52	First Bank	To finance various infrastructural projects in the State	27-Dec-23			50,000,000,000	-	-	-	50,000,000,000.00
53	Stanbic IBTC	To finance various infrastructural projects in the State	27-Dec-23			15,000,000,000	-	-	-	15,000,000,000.00
54	United Bank for Africa	To finance various infrastructural projects in the State	27-Dec-23			50,000,000,000	-	-	-	50,000,000,000.00
						237,188,644,761	384,949,138	5,117,423,108.49	5,249,410,226.54	438,071,221,652.26
							384,949,138	136,150,700,310.68	66,971,259,586.48	581,439,847,083.42

Lagos State Government
Financial Statements
For the year ended 31st December 2023
Schedules to the Financial Statements

SCHEDULE OF MULTILATERAL LOANS AS AT DECEMBER 31, 2023

CREDITOR	PROJECTS	TOTAL LOAN GRANTED		OUTSTANDING BAL. AS AT 31ST DEC 2022	OUTSTANDING BAL. AS AT 31ST DEC 2023	LOAN DRAWN (Jan - Dec 2022)	LOAN DRAWN (Jan - Dec 2023)	ACTUAL PAYMENTS (Jan - Dec, 2022)		ACTUAL PAYMENTS (Jan - Dec, 2023)		TOTAL DEBT SERVICE NAIRA	OUTSTANDING BAL. ORIGINAL LOAN CURRENCY	OUTSTANDING BAL. AS AT 31ST DEC 2023		
		ORIGINAL LOAN CURRENCY	USD					PRINCIPAL	INTEREST	PRINCIPAL	INTEREST					
1	2	3	4	5	6	7	8	9	10	11	12	13	14	15	16	
1	Water Grid															
2	Lagos Drainage	44,500,000	NDB	79,950,176	11,519,695	7,294,232,439			2,225,000	87,508	3,094,401,179	81,107,000	2,115,648,341	10,112,500	11,431,791	
3	MASDP	1,439,887	NDB	38,696,486	2,138,114	659,499,449			1,079,663	10,346	893,153,326	7,649,553	981,674,186	335,796	798,888	
4	HIV/AIDS Prev. Proj.	3,320,000	NDB	6,348,234	1,934,229	869,486,223			167,270	16,810	653,882,490	10,447,916	173,027,246	1,316,095	4,795,705	
5	Mal. Palliary	4,870,000	NDB	8,733,197	4,107,194	1,842,382,624			61,860	32,608	98,368,301	18,514,027	177,080,888	2,064,480	3,977,416	
6	Universal Bush Edn	5,000,000	USD	5,000,000	144,726	64,977,645			135,000	869	77,846,325	401,664	38,335,076	10,796	18,706	
7	Health Urban Trans. Proj.	1,085,000	NDB	1,049,347	222,376	800,105,718			10,929	1,219	11,200,651	1,055,266	9,636,217	417,561	101,024	
8	Lagos State Sewer Main and Urban Water	75,000,000	NDB	107,426,284	76,536,589	35,801,185,693			3,723,410	47,890	3,014,208,779	329,044,433	3,243,753,211	32,819,000	79,488,848	
9	Lagos Metro Dev. & Gov.	198,100,000	NDB	198,500,000	73,201,973	40,780,773,262			1,091,000	540,540	1,615,939,532	461,820,219	2,077,899,770	71,444,693	95,863,146	
10	Lagos Urban Trans. (Additional Financing)	33,600,000	NDB	33,600,000	70,641,239	41,189,167,121			4,817,042	590,394	4,763,266,130	571,668,687	2,135,494,807	71,234,287	102,611,668	
11	Elu Secondary Education	81,000,000	NDB	81,000,000	29,461,126	13,766,819,622			664,587	201,400	331,366,014	170,369,795	798,175,409	28,996,518	38,014,666	
12	Elu National Palliary	2,857,708	NDB	4,498,000	2,227,085	32,690,134,973			1,070,218	409,734	935,446,700	324,374,425	1,259,721,214	51,269,005	71,570,703	
13	Commercial Acct. Dev.	17,720,348	NDB	28,340,000	13,444,432	6,027,926,729			71,035	17,320	42,329,971	14,423,029	66,961,000	2,271,095	3,051,087	
14	Lagos Urban Trans. (LITP II)	191,600,000	NDB	191,600,000	113,958,598	65,456,741			912,359	99,488	233,298,432	79,089,048	313,256,200	13,157,791	17,651,087	
15	Elu Secondary Education (Additional Financing)	27,600,000	NDB	44,300,000	18,495,343	94,469,610			2,022,000	847,395	1,993,640,098	293,866,700	2,699,438,717	11,193,596	149,185,449	
16	and HIV/AIDS	3,241,202	NDB	5,000,000	2,914,298	2,920,012			684,935	366,397	359,032,491	291,667,592	842,091,091	17,602,498	23,385,491	
17	Lagos Urban Cooperation Privatization	10,257,012	USD	15,857,000	11,296,942	6,284,487,792			401,383	10,307	38,510,484	13,668,719	5,628,213	2,146,038	2,899,323	
18	Development Policy Operations (DPO I)	198,000,000	NDB	198,000,000	124,257,000	105,310,216			581,000	145,429	475,299,891	195,291,594	590,092,385	113,992,512	110,000,519	
19	Development Policy Operations (DPO II)	139,400,000	NDB	197,999,782	115,328,890	88,842,299,099			4,393,000	2,285,260	2,265,222,304	1,900,244,407	5,486,606,697	11,053,000	163,278,183	
20	Development Policy Operations (DPO III)	142,300,000	NDB	198,653,228	139,266,250	171,749,691			4,845,000	9,621,603	3,913,163,892	2,483,965,341	6,199,669,473	115,164,361	168,732,200	
21	Health System. IV	2,016,000	EUR	3,319,213	1,957,904	14,808,834			19,729	2,231	11,149,091	1,392,205	13,243,266	300,972	392,672	
22	Lagos Urban Transport Proj II	100,000,000	USD	100,000,000	65,344,095	39,298,299,232			7,092,008	586,800	5,268,278,923	398,267,072	5,666,544,505	67,899,208	87,692,398	
23	National Urban Water	35,830,000	USD	31,919,000	29,370,451	11,352,668,147			2,692,308	429,372	1,789,219,611	285,863,714	2,268,107,222	22,707,341	32,167,941	
24	Agro Processing Productivity Enhancement and Technical Improvement Support (APPEALS)	23,241,729	USD	26,934,849	26,324,819	11,089,226,499			905,702	314,411	591,477,514	197,225,314	785,702,679	36,429,085	50,130,095	
25	Lagos State Transport Master Plan	1,829,701	EUR0	41,629,291	47,544,232	23,258,023,496			-	-	38,667,072	38,081,072	44,329,701	49,449,144		
26	**Nigeria Civil-Use Action Recovery Economic Stimulus Program (N-CARES)		NGN	900,000,000	1,449,955,733	376,216,237,317			900,000,000	-	900,000,000	9,041,869,333	407,727,117,110	900,000,000	4,418,288,839	4,418,288,839
27	**Nigeria Civil-Use Action Recovery Economic Stimulus Program (N-CARES)		NGN	900,000,000	1,449,955,733	376,216,237,317			900,000,000	-	900,000,000	9,041,869,333	407,727,117,110	900,000,000	4,418,288,839	4,418,288,839

*Naira is a Performance for Result program by the Federal Government of Nigeria whereby States were given credit facilities/donated in Naira to stimulate economic recovery post covid-19. N-CARES Program is an initiative of the Federal Government strategically designed to serve as a shock response mechanism and distribution channel for reaching poor and vulnerable.

Lagos State Government
Financial Statements
For the year ended 31st December 2023
Schedules to the Financial Statements

Debt Repayment Trust Fund [Trustee and Foreign Loan Accounts]

LASG Bond Programs

Bond Program	Details Of Bond	Issue Date	Coupon Rate	Maturity Date
	N			
Prog 3 - Series 2 Tranche II	38,770,000,000	11-Aug-17	17.3%	2027
Prog 3 - Series 2 Tranche IV	5,336,000,000	29-Dec-17	15.9%	2027
Prog 3 - Series 3 Tranche I	100,000,000,000	29-Jan-20	12.3%	2030
Prog 3 - Series 4	137,328,000,000	29-Dec-21	13.0%	2031
Prog 4 - Series 1	115,000,000,000	23-May-23	15.3%	2033
Prog 4 - Series 2	19,815,000,000	23-May-23	14.7%	2030

Movement in LASG Bond Programs during the Year

Bond Program	Bond Liability Bal as @ 1/1/2023	Addition during the Year	Repayment during the Year	Bond Liability Bal as @ 31/12/2023
	N'000	N'000	N'000	N'000
Prog 3 - Series 2 Tranche II	38,770,000	-	6,188,444	32,581,556
Prog 3 - Series 2 Tranche IV	5,336,000	-	-	5,336,000
Prog 3 - Series 3	96,144,669	-	8,433,543	87,711,126
Prog 3 - Series 4	137,328,000	-	-	137,328,000
Prog 4 - Series 1	-	115,000,000	-	115,000,000
Prog 4 - Series 2	-	19,815,000	-	19,815,000
Total	277,578,669	134,815,000	14,621,987	397,771,681

DRTF Account bond Programme

Bond Program	Opening DRTF Account Balance	Sinking Fund Payment	Investment Income	Charges	Coupon Payments	Facility Repayments	Transfer from 47b Bond	Adjustment	Closing DRTF Account Balance
	N'000	N'000	N'000	N'000	N'000	N'000	N'000	N'000	N'000
Prog 3 - Series 2	16,007,862	12,000,000	869,854	164,944	7,280,218	6,188,444	-	-	15,334,110
Prog 3 - Series 3	10,658,182	20,332,756	393,839	389,344	11,527,119	8,433,543	-	-	11,034,770
Prog 3 - Series 4	3,427,932	18,337,339	421,530	470,973	17,852,640	-	-	-	3,863,189
Prog 4 - Series 1	-	10,563,798	72,284	190,575	8,768,750	-	-	-	1,676,757
Prog 4 - Series 2	-	1,786,484	13,313	33,091	1,453,926	-	-	-	315,781
Closing Balance	30,183,975	63,023,377	1,770,821	1,248,926	46,882,653	14,621,987	-	-	32,224,607

**Lagos State Government
Financial Statements
For the year ended 31st December 2023
Schedules to the Financial Statements**

Debt Repayment Trust Fund [Trustee and Foreign Loan Accounts]

Sinking Fund Payment	N'000
Transfer from CDSA-2023	10,673,377
ISPO -FAAC- 2023	43,350,000
Total Transfer to Trustees for Period	63,023,377

Bond Issuance Cost	N'000
Prog.4- Series 1	2,609,166
Prog.3- Series 2	267,164,50
Total	2,876,331

DRTF Account_ foreign Loan

	\$	N
Foreign Loan Guaranty		
DRTF_Acct_ Foreign Loan@01/01/23		(1,504,171,705)
FAAC Deduction/Set Aside_ Foreign Loan		32,703,782,724
		31,199,611,019
Total Repayment during the Year:		
Principal		31,730,378,423
Interest		9,041,826,393
DRTF_Acct_ foreign Loan@31/12/23		(9,572,593,797)

Lagos State Government
Financial Statements
For the year ended 31st December 2023

Schedules to the Financial Statements

Schedule of Public Funds: Scholarship and Bursary Funds

Summary

ITEMS	Opening Balance	Receipts	Expenditure (Disbursement & Bank Charges)	Closing Balance.
	N	N	N	N
Scholarship (a)	82,044,341	458,766,282	351,158,276	189,652,347
Bursary (b)	74,204,324	300,692,482	233,165,813	141,730,994
Total	156,248,666	759,458,764	584,324,089	331,383,341

(a) Scholarship Account

MONTHS	Opening Balance	Receipts	Expenditure (Disbursement & Bank Charges)	Closing Balance.
	N	N	N	N
January	82,044,341	400,054	29,849,952	52,594,443
February	52,594,443	-	3,650,753	48,943,690
March	48,943,690	1,800,000	39,907,660	10,836,030
April	10,836,030	55,400,000	18,504,611	47,731,419
May	47,731,419	37,450,000	6,482,777	78,698,643
June	78,698,643	8,600,000	69,973,441	17,325,201
July	17,325,201	90,100,000	16,102,930	91,322,271
August	91,322,271	600,000	9,477,607	82,444,664
September	82,444,664	-	6,491,914	75,952,749
October	75,952,749	15,440,000	4,270,047	87,122,702
November	87,122,702	202,970,000	77,940,157	212,152,545
December	212,152,545	46,006,228	68,506,426	189,652,347
Summary	82,044,341	458,766,282	351,158,276	189,652,347

(b) Bursary Fund

Months	Opening Balance	Receipts	Expenditure (Disbursement & Bank Charges)	Closing Balance.
	N	N	N	N
January	74,204,324	65,621,090	5,404,762.66	134,420,652
February	134,420,652	1,615,591	29,346,517.06	106,689,726
March	106,689,726	79,010,000	82,763,460.70	102,936,265
April	102,936,265	970,000	14,887,342.82	89,018,923
May	89,018,923	64,815,000	19,634,514.14	134,199,408
June	134,199,408	-	0.00	134,199,408
July	134,199,408	1,800,000	5,889,791.12	130,109,617
August	130,109,617	1,160,000	6,033,121.64	125,236,496
September	125,236,496	-	150,198.38	125,086,297
October	125,086,297	-	12.90	125,086,284
November	125,086,284	85,295,000	60,450,150.15	149,931,134
December	149,931,134	405,801	8,605,941.35	141,730,994
Summary	74,204,324	300,692,482	233,165,813	141,730,994

Lagos State Government
Financial Statements
For the year ended 31st December 2023

Schedules to the Financial Statements

Schedule of Staff Housing Loan Fund

Months	Opening Balance	Receipts	Expenditure (Loan & Bank Charges)	Closing Balance
	N	N	N	N
January	680,000	10,704,897	11,322,513	62,384
February	62,384	10,930,432	6,570,450	4,422,366
March	4,422,366	13,040,660	17,050,300	412,726
April	412,726	11,700,076	9,201,250	2,911,552
May	2,911,552	11,132,425	13,396,389	647,587
June	647,587	10,063,204	9,250,101	1,460,690
July	1,460,690	10,567,360	4,600,350	7,427,700
August	7,427,700	150,512	6,950,100	628,112
September	628,112	10,389,999	10,865,250	152,861
October	152,861	20,440,957	9,100,150	11,493,668
November	11,493,668	10,489,349	21,500,150	482,867
December	482,867	112,189,239	96,690,477	15,981,629
Summary	680,000	231,799,108	216,497,479	15,981,629

Lagos State Government
Financial Statements
For the year ended 31st December 2023

Schedules to the Financial Statements

Schedule of Staff Vehicle Refurbishment Revolving Fund

1 Staff Vehicle Refurbishment Revolving Fund (Access and First Bank)

Months	Opening Balance	Receipts	Disbursements	Closing Balance
	N	N	N	N
January	113,259,630	-	-	113,259,630
February	113,259,630	-	-	113,259,630
March	113,259,630	-	-	113,259,630
April	113,259,630	-	-	113,259,630
May	113,259,630	-	-	113,259,630
June	113,259,630	-	-	113,259,630
July	113,259,630	-	22	113,259,609
August	113,259,609	-	-	113,259,609
September	113,259,609	-	-	113,259,609
October	113,259,609	-	-	113,259,609
November	113,259,609	-	-	113,259,609
December	113,259,609	-	-	113,259,609
Summary	113,259,630	-	22	113,259,609

2 Law Officers Vehicle Refurbishment Revolving Loan Fund (Polaris Bank Limited)

Months	Opening Balance	Receipts	Disbursements	Closing Balance
	N	N	N	N
January	640,620	-	-	640,620
February	640,620	-	-	640,620
March	640,620	-	-	640,620
April	640,620	-	-	640,620
May	640,620	-	-	640,620
June	640,620	-	-	640,620
July	640,620	-	-	640,620
August	640,620	-	-	640,620
September	640,620	-	-	640,620
October	640,620	-	-	640,620
November	640,620	-	-	640,620
December	640,620	-	-	640,620
Summary	640,620	-	-	640,620

Lagos State Government
Financial Statements
For the year ended 31st December 2023

Schedules to the Financial Statements

Teachers Establishment and Pensions Office
Schedule of Housing and Car Refurbishment Loan Funds

1 Housing Loan Fund

Months	Opening Balance	Receipts	Expenditures [Loans & Bank Charges]	Closing Balance
	N	N	N	N
January	17,804,155	709,836	-	18,513,991
February	18,513,991	585,492	-	19,099,483
March	19,099,483	554,626	50	19,654,059
April	19,654,059	514,959	12,200,856	7,968,161
May	7,968,161	512,759	50	8,480,870
June	8,480,870	771,500	50	9,252,320
July	9,252,320	768,200	6,600,480	3,420,040
August	3,420,040	714,747	600,054	3,534,733
September	3,534,733	939,110	100	4,473,744
October	4,473,744	1,021,111	150	5,494,704
November	5,494,704	-	50	5,494,654
December	5,494,654	-	50	5,494,604
Summary	17,804,155	7,092,339	19,401,890	5,494,604

2 Car Refurbishment Loan Fund

Months	Opening Balance	Receipts	Expenditures [Loans & Bank Charges]	Closing Balance
	N	N	N	N
January	63,564,230	133,819	-	63,698,050
February	63,698,050	133,819	-	63,831,869
March	63,831,869	133,819	53	63,965,636
April	63,965,636	125,847	50	64,091,433
May	64,091,433	125,847	50	64,217,230
June	64,217,230	125,847	50	64,343,027
July	64,343,027	125,847	50	64,468,824
August	64,468,824	125,847	-	64,594,671
September	64,594,671	125,847	50	64,720,469
October	64,720,469	125,847	100	64,846,216
November	64,846,216	-	50	64,846,166
December	64,846,166	-	50	64,846,116
Summary	63,564,230	1,282,388	503	64,846,116